

PHILIPPINE BIDDING DOCUMENTS

**Procurement of
INFRASTRUCTURE
PROJECTS**

Government of the Republic of the Philippines

**PROPOSED CONSTRUCTION OF HAND WASHING
FACILITY AND REHABILITATION OF DAY CARE CENTER
AT DISTRICT 6 AREA X**

**Project number:
22-00003**

**Sixth Edition
July 2020**

Preface

These Philippine Bidding Documents (PBDs) for the procurement of Infrastructure Projects (hereinafter referred to also as the “Works”) through Competitive Bidding have been prepared by the Government of the Philippines for use by all branches, agencies, departments, bureaus, offices, or instrumentalities of the government, including government-owned and/or -controlled corporations, government financial institutions, state universities and colleges, local government units, and autonomous regional government. The procedures and practices presented in this document have been developed through broad experience, and are for mandatory use in projects that are financed in whole or in part by the Government of the Philippines or any foreign government/foreign or international financing institution in accordance with the provisions of the 2016 revised Implementing Rules and Regulations (IRR) of Republic Act (RA) No. 9184.

The PBDs are intended as a model for admeasurements (unit prices or unit rates in a bill of quantities) types of contract, which are the most common in Works contracting.

The Bidding Documents shall clearly and adequately define, among others: (i) the objectives, scope, and expected outputs and/or results of the proposed contract; (ii) the eligibility requirements of Bidders; (iii) the expected contract duration; and (iv) the obligations, duties, and/or functions of the winning Bidder.

Care should be taken to check the relevance of the provisions of the PBDs against the requirements of the specific Works to be procured. If duplication of a subject is inevitable in other sections of the document prepared by the Procuring Entity, care must be exercised to avoid contradictions between clauses dealing with the same matter.

Moreover, each section is prepared with notes intended only as information for the Procuring Entity or the person drafting the Bidding Documents. They shall not be included in the final documents. The following general directions should be observed when using the documents:

- a. All the documents listed in the Table of Contents are normally required for the procurement of Infrastructure Projects. However, they should be adapted as necessary to the circumstances of the particular Project.
- b. Specific details, such as the “*name of the Procuring Entity*” and “*address for bid submission*,” should be furnished in the Instructions to Bidders, Bid Data Sheet, and Special Conditions of Contract. The final documents should contain neither blank spaces nor options.
- c. This Preface and the footnotes or notes in italics included in the Invitation to Bid, BDS, General Conditions of Contract, Special Conditions of Contract, Specifications, Drawings, and Bill of Quantities are not part of the text of the final document, although they contain instructions that the Procuring Entity should strictly follow.
- d. The cover should be modified as required to identify the Bidding Documents as to the names of the Project, Contract, and Procuring Entity, in addition to date of issue.

- e. Modifications for specific Procurement Project details should be provided in the Special Conditions of Contract as amendments to the Conditions of Contract. For easy completion, whenever reference has to be made to specific clauses in the Bid Data Sheet or Special Conditions of Contract, these terms shall be printed in bold typeface on Sections I (Instructions to Bidders) and III (General Conditions of Contract), respectively.
- f. For guidelines on the use of Bidding Forms and the procurement of Foreign-Assisted Projects, these will be covered by a separate issuance of the Government Procurement Policy Board.

TABLE OF CONTENTS

Glossary of Terms, Abbreviations, and Acronyms.....	5
Section I. Invitation to Bid	8
Section II. Instructions to Bidders.....	9
1. Scope of Bid.....	10
2. Funding Information	10
3. Bidding Requirements.....	10
4. Corrupt, Fraudulent, Collusive, Coercive, and Obstructive Practices	10
5. Eligible Bidders.....	11
6. Origin of Associated Goods	11
7. Subcontracts	11
8. Pre-Bid Conference.....	12
9. Clarification and Amendment of Bidding Documents.....	12
10. Documents Comprising the Bid: Eligibility and Technical Components.....	12
11. Documents Comprising the Bid: Financial Component	13
12. Alternative Bids	13
13. Bid Prices	13
14. Bid and Payment Currencies.....	13
15. Bid Security.....	14
16. Sealing and Marking of Bids.....	14
17. Deadline for Submission of Bids	14
18. Opening and Preliminary Examination of Bids	14
19. Detailed Evaluation and Comparison of Bids.....	14
20. Post Qualification.....	15
21. Signing of the Contract	15
Section III. Bid Data Sheet.....	16
Section IV. General Conditions of Contract	20
1. Scope of Contract.....	21
2. Sectional Completion of Works.....	21
3. Possession of Site.....	21
4. The Contractor’s Obligations.....	21
5. Performance Security.....	21
6. Site Investigation Reports	22

7.	Warranty.....	22
8.	Liability of the Contractor.....	22
9.	Termination for Other Causes.....	22
10.	Dayworks.....	22
11.	Program of Work.....	23
12.	Instructions, Inspections and Audits.....	23
13.	Advance Payment.....	23
14.	Progress Payments.....	23
15.	Operating and Maintenance Manuals.....	23
	Section V. Special Conditions of Contract.....	25
	Section VI. Specifications.....	27
	Section VII. Drawings.....	29
	Section VIII. Bill of Quantities.....	30
	Section IX. Checklist of Technical and Financial Documents.....	32

Glossary of Terms, Abbreviations, and Acronyms

ABC – Approved Budget for the Contract.

ARCC – Allowable Range of Contract Cost.

BAC – Bids and Awards Committee.

Bid – A signed offer or proposal to undertake a contract submitted by a bidder in response to and in consonance with the requirements of the bidding documents. Also referred to as *Proposal* and *Tender*. (2016 revised IRR, Section 5[c])

Bidder – Refers to a contractor, manufacturer, supplier, distributor and/or consultant who submits a bid in response to the requirements of the Bidding Documents. (2016 revised IRR, Section 5[d])

Bidding Documents – The documents issued by the Procuring Entity as the bases for bids, furnishing all information necessary for a prospective bidder to prepare a bid for the Goods, Infrastructure Projects, and/or Consulting Services required by the Procuring Entity. (2016 revised IRR, Section 5[e])

BIR – Bureau of Internal Revenue.

BSP – Bangko Sentral ng Pilipinas.

CDA – Cooperative Development Authority.

Consulting Services – Refer to services for Infrastructure Projects and other types of projects or activities of the GOP requiring adequate external technical and professional expertise that are beyond the capability and/or capacity of the GOP to undertake such as, but not limited to: (i) advisory and review services; (ii) pre-investment or feasibility studies; (iii) design; (iv) construction supervision; (v) management and related services; and (vi) other technical services or special studies. (2016 revised IRR, Section 5[i])

Contract – Refers to the agreement entered into between the Procuring Entity and the Supplier or Manufacturer or Distributor or Service Provider for procurement of Goods and Services; Contractor for Procurement of Infrastructure Projects; or Consultant or Consulting Firm for Procurement of Consulting Services; as the case may be, as recorded in the Contract Form signed by the parties, including all attachments and appendices thereto and all documents incorporated by reference therein.

Contractor – is a natural or juridical entity whose proposal was accepted by the Procuring Entity and to whom the Contract to execute the Work was awarded. Contractor as used in these Bidding Documents may likewise refer to a supplier, distributor, manufacturer, or consultant.

CPI – Consumer Price Index.

DOLE – Department of Labor and Employment.

DTI – Department of Trade and Industry.

Foreign-funded Procurement or Foreign-Assisted Project – Refers to procurement whose funding source is from a foreign government, foreign or international financing institution as specified in the Treaty or International or Executive Agreement. (2016 revised IRR, Section 5[b]).

GFI – Government Financial Institution.

GOCC – Government-owned and/or –controlled corporation.

Goods – Refer to all items, supplies, materials and general support services, except Consulting Services and Infrastructure Projects, which may be needed in the transaction of public businesses or in the pursuit of any government undertaking, project or activity, whether in the nature of equipment, furniture, stationery, materials for construction, or personal property of any kind, including non-personal or contractual services such as the repair and maintenance of equipment and furniture, as well as trucking, hauling, janitorial, security, and related or analogous services, as well as procurement of materials and supplies provided by the Procuring Entity for such services. The term “related” or “analogous services” shall include, but is not limited to, lease or purchase of office space, media advertisements, health maintenance services, and other services essential to the operation of the Procuring Entity. (2016 revised IRR, Section 5[r])

GOP – Government of the Philippines.

Infrastructure Projects – Include the construction, improvement, rehabilitation, demolition, repair, restoration or maintenance of roads and bridges, railways, airports, seaports, communication facilities, civil works components of information technology projects, irrigation, flood control and drainage, water supply, sanitation, sewerage and solid waste management systems, shore protection, energy/power and electrification facilities, national buildings, school buildings, hospital buildings, and other related construction projects of the government. Also referred to as *civil works or works*. (2016 revised IRR, Section 5[u])

LGUs – Local Government Units.

NFCC – Net Financial Contracting Capacity.

NGA – National Government Agency.

PCAB – Philippine Contractors Accreditation Board.

PhilGEPS - Philippine Government Electronic Procurement System.

Procurement Project – refers to a specific or identified procurement covering goods, infrastructure project or consulting services. A Procurement Project shall be described, detailed, and scheduled in the Project Procurement Management Plan prepared by the agency which shall be consolidated in the procuring entity's Annual Procurement Plan. (GPPB Circular No. 06-2019 dated 17 July 2019)

PSA – Philippine Statistics Authority.

SEC – Securities and Exchange Commission.

SLCC – Single Largest Completed Contract.

UN – United Nations.

Section I. Invitation to Bid

Notes on the Invitation to Bid

The Invitation to Bid (IB) provides information that enables potential Bidders to decide whether to participate in the procurement at hand. The IB shall be posted in accordance with Section 21.2 of the 2016 revised IRR of RA No. 9184.

Apart from the essential items listed in the Bidding Documents, the IB should also indicate the following:

- a. The date of availability of the Bidding Documents, which shall be from the time the IB is first advertised/posted until the deadline for the submission and receipt of bids;
- b. The place where the Bidding Documents may be acquired or the website where it may be downloaded;
- c. The deadline for the submission and receipt of bids; and
- d. Any important bid evaluation criteria.

The IB should be incorporated into the Bidding Documents. The information contained in the IB must conform to the Bidding Documents and in particular to the relevant information in the Bid Data Sheet.



REPUBLIC OF THE PHILIPPINES
QUEZON CITY GOVERNMENT
BIDS AND AWARDS COMMITTEE FOR INFRASTRUCTURE &
CONSULTANCY



2nd floor, Finance Building, Procurement Department, Quezon City Hall Complex, Elliptical Road, Quezon City

January 17, 2022

Invitation to Bid

No.	Project No.	Project Name	Location	Amount	Duration Cal. Days	Office	Source Fund
<i>Buildings – Small B</i>							
1	22-00001	Proposed Rehabilitation of Day Care Center at District 5 / Area IX (Cluster 2)	Novaliches Proper, Nagkaisang Nayon	3,596,040.51	60	Engineering Dept.	Engineering Department-Continuing Appropriation
2	22-00002	Proposed Construction of Hand Washing Facility and Rehabilitation of Day Care Center at District 5 / Area VIII (Cluster 3)	Kailigayahan, Fairview	4,390,415.05	60	Engineering Dept.	Engineering Department-Continuing Appropriation
3	22-00003	Proposed Construction of Hand Washing Facility and Rehabilitation of Day Care Center at District 6 / AREA X	Sauyo	4,513,739.69	75	Engineering Dept.	Engineering Department-Continuing Appropriation
4	22-00004	Proposed Construction of Hand Washing Facility and Rehabilitation of Day Care Center at District 6 / Area XI	Balonbato, Sangandaan	5,659,364.94	90	Engineering Dept.	Engineering Department-Continuing Appropriation
5	22-00005	Proposed Construction of Hand Washing Facility and Rehabilitation of Day Care Center at District 5 / AREA VIII (Cluster 2)	Pasong Putik Proper, Sta. Lucia	6,193,888.63	60	Engineering Dept.	Engineering Department-Continuing Appropriation
6	22-00006	Proposed Construction of Hand Washing Facility and Rehabilitation of Day Care Center at District 5 Area X	Bagbag, San Bartolome, Gulod	6,734,114.50	60	Engineering Dept.	Engineering Department-Continuing Appropriation
7	22-00007	Proposed Rehabilitation of Day Care Center at District 5 Area IX (Cluster 1)	Nagkaisang Nayon, San Agustin	6,973,975.80	60	Engineering Dept.	Engineering Department-Continuing Appropriation
8	22-00008	Proposed Construction of Two (2) Storey Nomar II Day Care Center at Barangay San Bartolome	San Bartolome	9,776,081.57	180	Engineering Dept.	Engineering Department-Continuing Appropriation
9	22-00009	Proposed Construction of Hand Washing Facility and Rehabilitation of Day Care Center at District 6 / Area XII	Pasong Tamo	9,855,463.80	75	Engineering Dept.	Engineering Department-Continuing Appropriation
10	22-00010	Proposed Renovation of ITDD, AMO and District Coordinators at Second Floor Main Building, QC Hall Compound	Central	13,236,971.37	180	Engineering Dept.	Engineering Department-Continuing Appropriation

<u>Buildings – Medium A</u>							
11	22-00011	Proposed Construction of Four (4) Storey with Deck Quirino 2-C Barangay Hall	Quirino 2-C	41,886,320.36	300	Engineering Dept.	Engineering Department-Continuing Appropriation
12	22-00012	Proposed Construction of Material Recovery and Composting Facility (MRCF) at Barangay Holy Spirit (Phase 1)	Holy Spirit	75,484,667.34	360	Engineering Dept.	Engineering Department-Continuing Appropriation
<u>Flood Control – Small B</u>							
13	22-00013	Proposed Construction of Retaining Wall at Housing No. 23	Greater Lagro	3,611,788.95	120	Engineering Dept.	Local Disaster Risk Reduction and Management Fund - Continuing Appropriation
<u>Flood Control – Medium A</u>							
14	22-00014	Proposed Construction of Reinforced Concrete Canal at Balingasa Creek (Old Samson Road)	Balingasa	39,226,171.70	240	Engineering Dept.	Local Disaster Risk Reduction and Management Fund - Continuing Appropriation
15	22-00015	Proposed Construction of Reinforce Concrete Canal at Culiat Creek (Mindanao Avenue to existing Bridge / Road 5)	Project 6	60,562,554.95	300	Engineering Dept.	Local Disaster Risk Reduction and Management Fund - Continuing Appropriation
<u>Parks – Small B</u>							
16	22-00016	Proposed Construction of Linear Park (Diamond HOA) at Kasunduan Street	Commonwealth	4,885,324.49	90	Parks Dept.	Engineering Department-Continuing Appropriation
<u>Roads – Small B</u>							
17	22-00017	Proposed Land Development of Human and Pet Crematorium and Columbarium Phase 2 at Barangay Bagong Silangan	Bagong Silangan	2,064,680.70	90	Engineering Dept.	Engineering Department-Continuing Appropriation
18	22-00018	Proposed Rehabilitation of Drainage System, Sidewalk and Surface Improvement at Economia Street	Bagumbayan	8,294,235.72	150	Engineering Dept.	OCM - 20% Community Development Fund
19	22-00019	Proposed Rehabilitation of Road and Drainage at Gozum Street (St. James Subdivision)	Nagkaisang Nayon	14,188,360.03	180	Engineering Dept.	OCM - 20% Community Development Fund (Previous Years Accom Balances)

1. The **QUEZON CITY LOCAL GOVERNMENT**, through *funding source of various years* intends to apply the sum stated above being the Approved Budget for the Contract (ABC) to payments under the contract *for the above stated Projects*. Bids received in excess of the ABC shall be automatically rejected at bid opening.
2. The **QUEZON CITY LOCAL GOVERNMENT** now invites bids for the above Procurement Project. Completion of the Works is required *as stated above*. Bidders should have completed a contract similar to the Project. The description of an eligible bidder is contained in the Bidding Documents, particularly, in Section II (Instructions to Bidders).
3. Bidding will be conducted through open competitive bidding procedures using non-discretionary "*pass/fail*" criterion as specified in the 2016 revised Implementing Rules and Regulations (IRR) of Republic Act (RA) No. 9184.
4. Interested bidders may obtain further information from **QUEZON CITY LOCAL GOVERNMENT – BAC Secretariat** and inspect the Bidding Documents at the address given below *weekdays from 8:00 am. – 5:00 p.m.*
5. A complete set of Bidding Documents may be acquired by interested bidders on **18 January 2022 (Tuesday)** from given address and website/s below *and upon payment of a non-refundable fee for the Bidding Documents, pursuant to the latest Guidelines issued by the GPPB*. The Procuring Entity shall allow the bidder to present its proof of payment for the fees *presented in person*.

STANDARD RATES:

Approved Budget for the Contract	Maximum Cost of Bidding Documents (in Philippine Peso)
More than 1 Million up to 5 Million	5,000.00
More than 5 Million up to 10 Million	10,000.00
More than 10 Million up to 50 Million	25,000.00
More than 50 Million up to 500 Million	50,000.00
More than 500 Million	75,000.00

The following are the requirements for purchase of Bidding Documents;

1. PhilGEPS Registration Certificate (Platinum – 3 Pages)
2. Document Request List (DRL)
3. Authorization to purchase bidding documents
 - 3.1 Secretary's Certificate (for corporation)
 - 3.2 Special Power of Attorney (for sole proprietorship)
4. Notarized Joint Venture Agreement (if applicable)
5. Letter of Intent

It must be duly received by the BAC Secretariat at 2nd Floor, Procurement Department, Finance Building, Quezon City Hall Compound on or before **January 25, 2022 - 5:00PM**.

6. The **QC- BAC- INFRASTRUCTURE & CONSULTANCY** will hold a Pre-Bid Conference¹ on **January 26, 2022 at 10:00 AM at 2nd Floor, Procurement Department-Bidding Room, Finance Building, Quezon City Hall Compound** or we encourage the prospective bidders to join through our **Virtual Conference (ZOOM APP)** which shall be open to prospective bidders.

¹ May be deleted in case the ABC is less than One Million Pesos (PhP1,000,000) where the Procuring Entity may not hold a pre-bid conference.

Virtual Conference (ZOOM APP)

Meeting ID: 854 9489 0133

Password: 273320

7. Bids must be duly received by the BAC Secretariat through manual submission at the office address as indicated below, on or before **February 9, 2022 – 9:00AM**. Late bids shall not be accepted.
8. All bids must be accompanied by a bid security in any of the acceptable forms and in the amount stated in **ITB Clause 16**.
9. Bid opening shall be on **February 9, 2022 - 10:00 AM** at **2nd Floor, Procurement Department-Bidding Room, Finance Building, Quezon City Hall Compound** and/or via Zoom. Bids will be opened in the presence of the bidders' representatives who choose to attend the activity.

Virtual Conference (ZOOM APP)

Meeting ID: 810 3646 5257

Password: 201522

10. The *Quezon City Local Government* reserves the right to reject any and all bids, declare a failure of bidding, or not award the contract at any time prior to contract award in accordance with Sections 35.6 and 41 of the 2016 revised Implementing Rules and Regulations (IRR) of RA No. 9184, without thereby incurring any liability to the affected bidder or bidders.
11. For further information, please refer to:

ATTY. DOMINIC B. GARCIA

OIC, Procurement Department

2nd Floor, Procurement Department,

Finance Building, Quezon City Hall Compound

Elliptical Road, Barangay Central Diliman, Quezon City.

Tel. No. (02)8988-4242 loc. 8506/8710

Email Add: bacinfra.procurement@quezoncity.gov.ph

Website: www.quezoncity.gov.ph

12. You may visit the following websites:

For downloading of Bidding Documents: <https://quezoncity.gov.ph/public-notices/procurement/>

By:

ATTY. MARK DALE DIAMOND P. PERRAL

Chairman, BAC-Infra and Consultancy

Section II. Instructions to Bidders

Notes on the Instructions to Bidders

This Section on the Instruction to Bidders (ITB) provides the information necessary for bidders to prepare responsive bids, in accordance with the requirements of the Procuring Entity. It also provides information on bid submission, eligibility check, opening and evaluation of bids, post-qualification, and on the award of contract.

1. Scope of Bid

The Procuring Entity, **Quezon City Government** invites Bids for the **PROPOSED CONSTRUCTION OF HAND WASHING FACILITY AND REHABILITATION OF DAY CARE CENTER AT DISTRICT 6 AREA X**, with Project Identification Number **22-00003**.

[Note: The Project Identification Number is assigned by the Procuring Entity based on its own coding scheme and is not the same as the PhilGEPS reference number, which is generated after the posting of the bid opportunity on the PhilGEPS website.]

The Procurement Project (referred to herein as “Project”) is for the construction of Works, as described in Section VI (Specifications).

2. Funding Information

2.1. The GOP through the source of funding as indicated below for **2022** in the amount of **Four Million Five Hundred Thirteen Thousand Seven Hundred Thirty-Nine Pesos & 69/100 Cts. (P 4,513,739.69)**.

2.2. The source of funding is:

a. LGUs, the Annual or Supplemental Budget, as approved by the Sanggunian.

3. Bidding Requirements

The Bidding for the Project shall be governed by all the provisions of RA No. 9184 and its 2016 revised IRR, including its Generic Procurement Manual and associated policies, rules and regulations as the primary source thereof, while the herein clauses shall serve as the secondary source thereof.

Any amendments made to the IRR and other GPPB issuances shall be applicable only to the ongoing posting, advertisement, or invitation to bid by the BAC through the issuance of a supplemental or bid bulletin.

The Bidder, by the act of submitting its Bid, shall be deemed to have inspected the site, determined the general characteristics of the contracted Works and the conditions for this Project, such as the location and the nature of the work; (b) climatic conditions; (c) transportation facilities; (c) nature and condition of the terrain, geological conditions at the site communication facilities, requirements, location and availability of construction aggregates and other materials, labor, water, electric power and access roads; and (d) other factors that may affect the cost, duration and execution or implementation of the contract, project, or work and examine all instructions, forms, terms, and project requirements in the Bidding Documents.

4. Corrupt, Fraudulent, Collusive, Coercive, and Obstructive Practices

The Procuring Entity, as well as the Bidders and Contractors, shall observe the highest standard of ethics during the procurement and execution of the contract. They or

through an agent shall not engage in corrupt, fraudulent, collusive, coercive, and obstructive practices defined under Annex “I” of the 2016 revised IRR of RA No. 9184 or other integrity violations in competing for the Project.

5. Eligible Bidders

- 5.1. Only Bids of Bidders found to be legally, technically, and financially capable will be evaluated.
- 5.2. The Bidder must have an experience of having completed a Single Largest Completed Contract (SLCC) that is similar to this Project, equivalent to at least fifty percent (50%) of the ABC adjusted, if necessary, by the Bidder to current prices using the PSA’s CPI, except under conditions provided for in Section 23.4.2.4 of the 2016 revised IRR of RA No. 9184.

A contract is considered to be “similar” to the contract to be bid if it has the major categories of work stated in the **BDS**.

- 5.3. For Foreign-funded Procurement, the Procuring Entity and the foreign government/foreign or international financing institution may agree on another track record requirement, as specified in the Bidding Document prepared for this purpose.
- 5.4. The Bidders shall comply with the eligibility criteria under Section 23.4.2 of the 2016 IRR of RA No. 9184.

6. Origin of Associated Goods

There is no restriction on the origin of Goods other than those prohibited by a decision of the UN Security Council taken under Chapter VII of the Charter of the UN.

7. Subcontracts

- 7.1. The Bidder may subcontract portions of the Project to the extent allowed by the Procuring Entity as stated herein, but in no case more than fifty percent (50%) of the Project.

The Procuring Entity has prescribed that:

a. Subcontracting is not allowed.

- 7.1. *[If Procuring Entity has determined that subcontracting is allowed during the bidding , state:]* The Bidder must submit together with its Bid the documentary requirements of the subcontractor(s) complying with the eligibility criterial stated in **ITB** Clause 5 in accordance with Section 23.4 of the 2016 revised IRR of RA No. 9184 pursuant to Section 23.1 thereof.
- 7.2. *[If subcontracting is allowed during the contract implementation stage, state:]* The Supplier may identify its subcontractor during the contract implementation stage. Subcontractors identified during the bidding may be changed during the

implementation of this Contract. Subcontractors must submit the documentary requirements under Section 23.1 of the 2016 revised IRR of RA No. 9184 and comply with the eligibility criteria specified in **ITB** Clause 5 to the implementing or end-user unit.

- 7.3. Subcontracting of any portion of the Project does not relieve the Contractor of any liability or obligation under the Contract. The Supplier will be responsible for the acts, defaults, and negligence of any subcontractor, its agents, servants, or workmen as fully as if these were the Contractor's own acts, defaults, or negligence, or those of its agents, servants, or workmen.

8. Pre-Bid Conference

The Procuring Entity will hold a pre-bid conference for this Project on the specified date and time and either at its physical address on **January 26, 2022, 10:00 A.M. at 2nd Floor, Procurement Department-Bidding Room, Finance Building, Quezon City Hall Compound** and/or we encourage the prospective bidders to join through our **Virtual Conference (ZOOM APP) Meeting ID: 854 9489 0133 Password: 273320**

9. Clarification and Amendment of Bidding Documents

Prospective bidders may request for clarification on and/or interpretation of any part of the Bidding Documents. Such requests must be in writing and received by the Procuring Entity, either at its given address or through electronic mail indicated in the **IB**, at least ten (10) calendar days before the deadline set for the submission and receipt of Bids.

10. Documents Comprising the Bid: Eligibility and Technical Components

- 10.1. The first envelope shall contain the eligibility and technical documents of the Bid as specified in **Section IX. Checklist of Technical and Financial Documents**.
- 10.2. If the eligibility requirements or statements, the bids, and all other documents for submission to the BAC are in foreign language other than English, it must be accompanied by a translation in English, which shall be authenticated by the appropriate Philippine foreign service establishment, post, or the equivalent office having jurisdiction over the foreign bidder's affairs in the Philippines. For Contracting Parties to the Apostille Convention, only the translated documents shall be authenticated through an apostille pursuant to GPPB Resolution No. 13-2019 dated 23 May 2019. The English translation shall govern, for purposes of interpretation of the bid.
- 10.3. A valid PCAB License is required, and in case of joint ventures, a valid special PCAB License, and registration for the type and cost of the contract for this Project. Any additional type of Contractor license or permit shall be indicated in the **BDS**.

- 10.4. A List of Contractor's key personnel (e.g., Project Manager, Project Engineers, Materials Engineers, and Foremen) assigned to the contract to be bid, with their complete qualification and experience data shall be provided. These key personnel must meet the required minimum years of experience set in the **BDS**.
- 10.5. A List of Contractor's major equipment units, which are owned, leased, and/or under purchase agreements, supported by proof of ownership, certification of availability of equipment from the equipment lessor/vendor for the duration of the project, as the case may be, must meet the minimum requirements for the contract set in the **BDS**.

11. Documents Comprising the Bid: Financial Component

- 11.1. The second bid envelope shall contain the financial documents for the Bid as specified in **Section IX. Checklist of Technical and Financial Documents**.
- 11.2. Any bid exceeding the ABC indicated in paragraph 1 of the **IB** shall not be accepted.
- 11.3. For Foreign-funded procurement, a ceiling may be applied to bid prices provided the conditions are met under Section 31.2 of the 2016 revised IRR of RA No. 9184.

12. Alternative Bids

Bidders shall submit offers that comply with the requirements of the Bidding Documents, including the basic technical design as indicated in the drawings and specifications. Unless there is a value engineering clause in the **BDS**, alternative Bids shall not be accepted.

13. Bid Prices

All bid prices for the given scope of work in the Project as awarded shall be considered as fixed prices, and therefore not subject to price escalation during contract implementation, except under extraordinary circumstances as determined by the NEDA and approved by the GPPB pursuant to the revised Guidelines for Contract Price Escalation guidelines.

14. Bid and Payment Currencies

- 14.1. Bid prices may be quoted in the local currency or tradeable currency accepted by the BSP at the discretion of the Bidder. However, for purposes of bid evaluation, Bids denominated in foreign currencies shall be converted to Philippine currency based on the exchange rate as published in the BSP reference rate bulletin on the day of the bid opening.
- 14.2. *Payment of the contract price shall be made in:*
 - a. Philippine Pesos.

15. Bid Security

- 15.1. The Bidder shall submit a Bid Securing Declaration or any form of Bid Security in the amount indicated in the **BDS**, which shall be not less than the percentage of the ABC in accordance with the schedule in the **BDS**.
- 15.2. The Bid and bid security **in no case shall exceed One Hundred Twenty (120) calendar days from the date of opening of bids, unless duly extended by the bidder upon the request of the Head of the Procuring Entity (HoPE) of the Quezon City Local Government**. Any bid not accompanied by an acceptable bid security shall be rejected by the Procuring Entity as non-responsive.

16. Sealing and Marking of Bids

Each Bidder shall submit one copy of the first and second components of its Bid.

The Procuring Entity may request additional hard copies and/or electronic copies of the Bid. However, failure of the Bidders to comply with the said request shall not be a ground for disqualification.

If the Procuring Entity allows the submission of bids through online submission to the given website or any other electronic means, the Bidder shall submit an electronic copy of its Bid, which must be digitally signed. An electronic copy that cannot be opened or is corrupted shall be considered non-responsive and, thus, automatically disqualified.

17. Deadline for Submission of Bids

The Bidders shall submit on the specified date and time and either at its physical address or through online submission as indicated in paragraph **5** of the **IB**.

18. Opening and Preliminary Examination of Bids

- 18.1. The BAC shall open the Bids in public at the time, on the date, and at the place specified in paragraph 9 of the **IB**. The Bidders' representatives who are present shall sign a register evidencing their attendance. In case videoconferencing, webcasting or other similar technologies will be used, attendance of participants shall likewise be recorded by the BAC Secretariat.

In case the Bids cannot be opened as scheduled due to justifiable reasons, the rescheduling requirements under Section 29 of the 2016 revised IRR of RA No. 9184 shall prevail.

- 18.2. The preliminary examination of Bids shall be governed by Section 30 of the 2016 revised IRR of RA No. 9184.

19. Detailed Evaluation and Comparison of Bids

- 19.1. The Procuring Entity's BAC shall immediately conduct a detailed evaluation of all Bids rated "*passed*" using non-discretionary pass/fail criteria. The BAC shall consider the conditions in the evaluation of Bids under Section 32.2 of 2016 revised IRR of RA No. 9184.
- 19.2. If the Project allows partial bids, all Bids and combinations of Bids as indicated in the **BDS** shall be received by the same deadline and opened and evaluated simultaneously so as to determine the Bid or combination of Bids offering the lowest calculated cost to the Procuring Entity. Bid Security as required by **ITB** Clause 15 shall be submitted for each contract (lot) separately.
- 19.3. In all cases, the NFCC computation pursuant to Section 23.4.2.6 of the 2016 revised IRR of RA No. 9184 must be sufficient for the total of the ABCs for all the lots participated in by the prospective Bidder.

20. Post Qualification

Within a non-extendible period of five (5) calendar days from receipt by the Bidder of the notice from the BAC that it submitted the Lowest Calculated Bid, the Bidder shall submit its latest income and business tax returns filed and paid through the BIR Electronic Filing and Payment System (eFPS), and other appropriate licenses and permits required by law and stated in the **BDS**.

21. Signing of the Contract

The documents required in Section 37.2 of the 2016 revised IRR of RA No. 9184 shall form part of the Contract. Additional Contract documents are indicated in the **BDS**.

Section III. Bid Data Sheet

Notes on the Bid Data Sheet (BDS)

The Bid Data Sheet (BDS) consists of provisions that supplement, amend, or specify in detail, information, or requirements included in the ITB found in Section II, which are specific to each procurement.

This Section is intended to assist the Procuring Entity in providing the specific information in relation to corresponding clauses in the ITB and has to be prepared for each specific procurement.

The Procuring Entity should specify in the BDS information and requirements specific to the circumstances of the Procuring Entity, the processing of the procurement, and the bid evaluation criteria that will apply to the Bids. In preparing the BDS, the following aspects should be checked:

- a. Information that specifies and complements provisions of the ITB must be incorporated.
- b. Amendments and/or supplements, if any, to provisions of the ITB as necessitated by the circumstances of the specific procurement, must also be incorporated.

Bid Data Sheet

ITB Clause																																									
5.2	For this purpose, similar contracts shall refer to contracts which have the same major categories of work.																																								
7.1	Subcontracting is not allowed.																																								
10.3	<p><i>No additional contractor license or permit is required</i></p> <p><i>In addition, eligible bidders shall qualify or comply with the following:</i></p> <p>1. Bidders with valid Philippine Contractors Accreditation Board (PCAB)</p> <p style="padding-left: 40px;">Type</p> <p style="text-align: center;">Building - Small B</p>																																								
10.4	<p>The minimum work experience requirements for key personnel are the following:</p> <p style="text-align: center;">PROPOSED CONSTRUCTION OF HAND WASHING FACILITY AND REHABILITATION OF ALMA NOVA DAY CARE CENTER</p> <table style="width: 100%; border-collapse: collapse;"> <thead> <tr> <th style="text-align: center;">Qty.</th> <th style="text-align: center;">Key Personnel</th> <th style="text-align: center;">General Experience</th> <th style="text-align: center;">Relevant Experience</th> </tr> </thead> <tbody> <tr> <td style="text-align: center;">1</td> <td>Project Engineer</td> <td style="text-align: center;">3 years</td> <td style="text-align: center;">3 years</td> </tr> <tr> <td style="text-align: center;">1</td> <td>DPWH duly accredited Materials Engineer</td> <td style="text-align: center;">3 years</td> <td style="text-align: center;">3 years</td> </tr> <tr> <td style="text-align: center;">1</td> <td>Safety Officer</td> <td style="text-align: center;">3 years</td> <td style="text-align: center;">3 years</td> </tr> <tr> <td style="text-align: center;">1</td> <td>Foreman</td> <td style="text-align: center;">3 years</td> <td style="text-align: center;">3 years</td> </tr> <tr> <td style="text-align: center;">6</td> <td>Skilled Worker</td> <td style="text-align: center;">3 years</td> <td style="text-align: center;">3 years</td> </tr> <tr> <td style="text-align: center;">1</td> <td>Driver</td> <td style="text-align: center;">3 years</td> <td style="text-align: center;">3 years</td> </tr> <tr> <td style="text-align: center;">13</td> <td>Laborer</td> <td style="text-align: center;">1 year</td> <td style="text-align: center;">3 months</td> </tr> </tbody> </table> <p style="text-align: center;">PROPOSED REHABILITATION OF SITIO CABUYAO II DAY CARE CENTER</p> <table style="width: 100%; border-collapse: collapse;"> <thead> <tr> <th style="text-align: center;">Qty.</th> <th style="text-align: center;">Key Personnel</th> <th style="text-align: center;">General Experience</th> <th style="text-align: center;">Relevant Experience</th> </tr> </thead> <tbody> <tr> <td style="text-align: center;">1</td> <td>Project Engineer</td> <td style="text-align: center;">3 years</td> <td style="text-align: center;">3 years</td> </tr> </tbody> </table>	Qty.	Key Personnel	General Experience	Relevant Experience	1	Project Engineer	3 years	3 years	1	DPWH duly accredited Materials Engineer	3 years	3 years	1	Safety Officer	3 years	3 years	1	Foreman	3 years	3 years	6	Skilled Worker	3 years	3 years	1	Driver	3 years	3 years	13	Laborer	1 year	3 months	Qty.	Key Personnel	General Experience	Relevant Experience	1	Project Engineer	3 years	3 years
Qty.	Key Personnel	General Experience	Relevant Experience																																						
1	Project Engineer	3 years	3 years																																						
1	DPWH duly accredited Materials Engineer	3 years	3 years																																						
1	Safety Officer	3 years	3 years																																						
1	Foreman	3 years	3 years																																						
6	Skilled Worker	3 years	3 years																																						
1	Driver	3 years	3 years																																						
13	Laborer	1 year	3 months																																						
Qty.	Key Personnel	General Experience	Relevant Experience																																						
1	Project Engineer	3 years	3 years																																						

	<table> <tr> <td>1</td> <td>DPWH duly accredited Materials Engineer</td> <td>3 years</td> <td>3 years</td> </tr> <tr> <td>1</td> <td>Safety Officer</td> <td>3 years</td> <td>3 years</td> </tr> <tr> <td>1</td> <td>Foreman</td> <td>3 years</td> <td>3 years</td> </tr> <tr> <td>8</td> <td>Skilled Worker</td> <td>3 years</td> <td>3 years</td> </tr> <tr> <td>1</td> <td>Driver</td> <td>3 years</td> <td>3 years</td> </tr> <tr> <td>14</td> <td>Laborer</td> <td>1 year</td> <td>3 months</td> </tr> </table> <p><i>In addition, the bidder must execute an affidavit of undertaking duly notarized stating that the foregoing personnel shall perform work exclusively for the project until its completion. Please see attached bid forms.</i></p>	1	DPWH duly accredited Materials Engineer	3 years	3 years	1	Safety Officer	3 years	3 years	1	Foreman	3 years	3 years	8	Skilled Worker	3 years	3 years	1	Driver	3 years	3 years	14	Laborer	1 year	3 months									
1	DPWH duly accredited Materials Engineer	3 years	3 years																															
1	Safety Officer	3 years	3 years																															
1	Foreman	3 years	3 years																															
8	Skilled Worker	3 years	3 years																															
1	Driver	3 years	3 years																															
14	Laborer	1 year	3 months																															
10.5	<p>The minimum major equipment requirements are the following:</p> <p style="text-align: center;">PROPOSED CONSTRUCTION OF HAND WASHING FACILITY AND REHABILITATION OF ALMA NOVA DAY CARE CENTER</p> <table> <thead> <tr> <th>Equipment</th> <th>Capacity</th> <th>Number of Units</th> </tr> </thead> <tbody> <tr> <td>Elf Truck</td> <td></td> <td>1</td> </tr> <tr> <td>Scaffolding</td> <td></td> <td>as needed</td> </tr> <tr> <td>Power Tools</td> <td></td> <td>as needed</td> </tr> <tr> <td>Minor Tools</td> <td></td> <td>as needed</td> </tr> </tbody> </table> <p style="text-align: center;">PROPOSED REHABILITATION OF SITIO CABUYAO II DAY CARE CENTER</p> <table> <thead> <tr> <th>Equipment</th> <th>Capacity</th> <th>Number of Units</th> </tr> </thead> <tbody> <tr> <td>Elf Truck</td> <td></td> <td>1</td> </tr> <tr> <td>Scaffolding</td> <td></td> <td>as needed</td> </tr> <tr> <td>Power Tools</td> <td></td> <td>as needed</td> </tr> <tr> <td>Minor Tools</td> <td></td> <td>as needed</td> </tr> <tr> <td>Cut-Off Machine</td> <td></td> <td>as needed</td> </tr> </tbody> </table> <p><i>In addition, the bidder must execute an affidavit of undertaking duly notarized stating that the foregoing equipment shall be used exclusively for the project until its completion. Please see attached bid forms.</i></p>	Equipment	Capacity	Number of Units	Elf Truck		1	Scaffolding		as needed	Power Tools		as needed	Minor Tools		as needed	Equipment	Capacity	Number of Units	Elf Truck		1	Scaffolding		as needed	Power Tools		as needed	Minor Tools		as needed	Cut-Off Machine		as needed
Equipment	Capacity	Number of Units																																
Elf Truck		1																																
Scaffolding		as needed																																
Power Tools		as needed																																
Minor Tools		as needed																																
Equipment	Capacity	Number of Units																																
Elf Truck		1																																
Scaffolding		as needed																																
Power Tools		as needed																																
Minor Tools		as needed																																
Cut-Off Machine		as needed																																
12	[Insert Value Engineering clause if allowed.]																																	
15.1	The bid security shall be in the form of a Bid Securing Declaration with project number, or any of the following forms and amounts:																																	

	<p>a) The amount of not less than Php 90,274.79 or equivalent to two percent (2%) of ABC if bid security is in cash, cashier's/manager's check, bank draft/guarantee or irrevocable letter of credit; or</p> <p>b) The amount of not less than Php 225,686.98 or equivalent to five percent (5%) of ABC if bid security is in Surety Bond.</p>
19.2	Partial bid is not allowed. The infrastructure project is packaged in a single lot and the lot shall not be divided into sub-lots for the purpose of bidding, evaluation, and contract award.
20	No additional requirement.
21	Additional Contract Documents relevant to the Project as required: 1. Construction Schedule and S-curve, 2. Manpower Schedule, 3. Construction Methods, 4. Equipment Utilization Schedule, 5. PERT/CPM or other acceptable tools of project scheduling, shall be included in the submission of Technical Proposal.

Section IV. General Conditions of Contract

Notes on the General Conditions of Contract

The General Conditions of Contract (GCC) in this Section, read in conjunction with the Special Conditions of Contract in Section V and other documents listed therein, should be a complete document expressing all the rights and obligations of the parties.

Matters governing performance of the Contractor, payments under the contract, or matters affecting the risks, rights, and obligations of the parties under the contract are included in the GCC and Special Conditions of Contract.

Any complementary information, which may be needed, shall be introduced only through the Special Conditions of Contract.

1. **Scope of Contract**

This Contract shall include all such items, although not specifically mentioned, that can be reasonably inferred as being required for its completion as if such items were expressly mentioned herein. All the provisions of RA No. 9184 and its 2016 revised IRR, including the Generic Procurement Manual, and associated issuances, constitute the primary source for the terms and conditions of the Contract, and thus, applicable in contract implementation. Herein clauses shall serve as the secondary source for the terms and conditions of the Contract.

This is without prejudice to Sections 74.1 and 74.2 of the 2016 revised IRR of RA No. 9184 allowing the GPPB to amend the IRR, which shall be applied to all procurement activities, the advertisement, posting, or invitation of which were issued after the effectivity of the said amendment.

2. **Sectional Completion of Works**

If sectional completion is specified in the **Special Conditions of Contract (SCC)**, references in the Conditions of Contract to the Works, the Completion Date, and the Intended Completion Date shall apply to any Section of the Works (other than references to the Completion Date and Intended Completion Date for the whole of the Works).

3. **Possession of Site**

3.1 The Procuring Entity shall give possession of all or parts of the Site to the Contractor based on the schedule of delivery indicated in the **SCC**, which corresponds to the execution of the Works. If the Contractor suffers delay or incurs cost from failure on the part of the Procuring Entity to give possession in accordance with the terms of this clause, the Procuring Entity's Representative shall give the Contractor a Contract Time Extension and certify such sum as fair to cover the cost incurred, which sum shall be paid by Procuring Entity.

3.2 If possession of a portion is not given by the above date, the Procuring Entity will be deemed to have delayed the start of the relevant activities. The resulting adjustments in contract time to address such delay may be addressed through contract extension provided under Annex "E" of the 2016 revised IRR of RA No. 9184.

4. **The Contractor's Obligations**

The Contractor shall employ the key personnel named in the Schedule of Key Personnel indicating their designation, in accordance with **ITB** Clause 10.3 and specified in the **BDS**, to carry out the supervision of the Works.

The Procuring Entity will approve any proposed replacement of key personnel only if their relevant qualifications and abilities are equal to or better than those of the personnel listed in the Schedule.

5. **Performance Security**

- 5.1. Within ten (10) calendar days from receipt of the Notice of Award from the Procuring Entity but in no case later than the signing of the contract by both parties, the successful Bidder shall furnish the performance security in any of the forms prescribed in Section 39 of the 2016 revised IRR.
- 5.2. The Contractor, by entering into the Contract with the Procuring Entity, acknowledges the right of the Procuring Entity to institute action pursuant to RA No. 3688 against any subcontractor be they an individual, firm, partnership, corporation, or association supplying the Contractor with labor, materials and/or equipment for the performance of this Contract.

6. Site Investigation Reports

The Contractor, in preparing the Bid, shall rely on any Site Investigation Reports referred to in the SCC supplemented by any information obtained by the Contractor.

7. Warranty

- 7.1. In case the Contractor fails to undertake the repair works under Section 62.2.2 of the 2016 revised IRR, the Procuring Entity shall forfeit its performance security, subject its property(ies) to attachment or garnishment proceedings, and perpetually disqualify it from participating in any public bidding. All payables of the GOP in his favor shall be offset to recover the costs.
- 7.2. The warranty against Structural Defects/Failures, except that occasioned-on force majeure, shall cover the period from the date of issuance of the Certificate of Final Acceptance by the Procuring Entity. Specific duration of the warranty is found in the SCC.

8. Liability of the Contractor

Subject to additional provisions, if any, set forth in the SCC, the Contractor's liability under this Contract shall be as provided by the laws of the Republic of the Philippines.

If the Contractor is a joint venture, all partners to the joint venture shall be jointly and severally liable to the Procuring Entity.

9. Termination for Other Causes

Contract termination shall be initiated in case it is determined *prima facie* by the Procuring Entity that the Contractor has engaged, before, or during the implementation of the contract, in unlawful deeds and behaviors relative to contract acquisition and implementation, such as, but not limited to corrupt, fraudulent, collusive, coercive, and obstructive practices as stated in ITB Clause 4.

10. Dayworks

Subject to the guidelines on Variation Order in Annex “E” of the 2016 revised IRR of RA No. 9184, and if applicable as indicated in the **SCC**, the Dayworks rates in the Contractor’s Bid shall be used for small additional amounts of work only when the Procuring Entity’s Representative has given written instructions in advance for additional work to be paid for in that way.

11. Program of Work

11.1. The Contractor shall submit to the Procuring Entity’s Representative for approval the said Program of Work showing the general methods, arrangements, order, and timing for all the activities in the Works. The submissions of the Program of Work are indicated in the **SCC**.

11.2. The Contractor shall submit to the Procuring Entity’s Representative for approval an updated Program of Work at intervals no longer than the period stated in the **SCC**. If the Contractor does not submit an updated Program of Work within this period, the Procuring Entity’s Representative may withhold the amount stated in the **SCC** from the next payment certificate and continue to withhold this amount until the next payment after the date on which the overdue Program of Work has been submitted.

12. Instructions, Inspections and Audits

The Contractor shall permit the GOP or the Procuring Entity to inspect the Contractor’s accounts and records relating to the performance of the Contractor and to have them audited by auditors of the GOP or the Procuring Entity, as may be required.

13. Advance Payment

The Procuring Entity shall, upon a written request of the Contractor which shall be submitted as a Contract document, make an advance payment to the Contractor in an amount not exceeding fifteen percent (15%) of the total contract price, to be made in lump sum, or at the most two installments according to a schedule specified in the **SCC**, subject to the requirements in Annex “E” of the 2016 revised IRR of RA No. 9184.

14. Progress Payments

The Contractor may submit a request for payment for Work accomplished. Such requests for payment shall be verified and certified by the Procuring Entity’s Representative/Project Engineer. Except as otherwise stipulated in the **SCC**, materials and equipment delivered on the site but not completely put in place shall not be included for payment.

15. Operating and Maintenance Manuals

15.1. If required, the Contractor will provide “as built” Drawings and/or operating and maintenance manuals as specified in the **SCC**.

- 15.2. If the Contractor does not provide the Drawings and/or manuals by the dates stated above, or they do not receive the Procuring Entity's Representative's approval, the Procuring Entity's Representative may withhold the amount stated in the **SCC** from payments due to the Contractor.

Section V. Special Conditions of Contract

Notes on the Special Conditions of Contract

Similar to the BDS, the clauses in this Section are intended to assist the Procuring Entity in providing contract-specific information in relation to corresponding clauses in the GCC found in Section IV.

The Special Conditions of Contract (SCC) complement the GCC, specifying contractual requirements linked to the special circumstances of the Procuring Entity, the Procuring Entity's country, the sector, and the Works procured. In preparing this Section, the following aspects should be checked:

- a. Information that complements provisions of the GCC must be incorporated.
- b. Amendments and/or supplements to provisions of the GCC as necessitated by the circumstances of the specific purchase, must also be incorporated.

However, no special condition which defeats or negates the general intent and purpose of the provisions of the GCC should be incorporated herein.

Special Conditions of Contract

GCC Clause	
2	Completion of work shall be within 75 calendar days
4.1	The Procuring Entity shall give possession of all parts of the Site to the Contractor upon receipt of the Notice to Proceed.
6	The site investigation reports are: <i>[list here the required site investigation reports.]</i>
7.2	<p><i>[Select one, delete the other.]</i></p> <p><i>[In case of permanent structures, such as buildings of types 4 and 5 as classified under the National Building Code of the Philippines and other structures made of steel, iron, or concrete which comply with relevant structural codes (e.g., DPWH Standard Specifications), such as, but not limited to, steel/concrete bridges, flyovers, aircraft movement areas, ports, dams, tunnels, filtration and treatment plants, sewerage systems, power plants, transmission and communication towers, railway system, and other similar permanent structures:]</i> Fifteen (15) years.</p> <p><i>[In case of semi-permanent structures, such as buildings of types 1, 2, and 3 as classified under the National Building Code of the Philippines, concrete/asphalt roads, concrete river control, drainage, irrigation lined canals, river landing, deep wells, rock causeway, pedestrian overpass, and other similar semi-permanent structures:]</i> Five (5) years.</p> <p><i>[In case of other structures, such as bailey and wooden bridges, shallow wells, spring developments, and other similar structures:]</i> Two (2) years.</p>
10	Dayworks are applicable at the rate shown in the Contractor's original Bid.
13	The amount of the advance payment is no more that fifteen percent (15%) of the Contract Price subject to approval by the HOPE and compliance with the conditions under RA 9184 and its IRR.
14	No further instructions.
15.1	<p>The date by which operating and maintenance manuals are required is <i>thirty (30) days</i></p> <p>The date by which "as built" drawings are required as part of final payment</p>
15.2	The amount to be withheld for failing to produce "as built" drawings and/or operating and maintenance manuals by the date required is ten (10%) percent of the contract price.

Section VI. Specifications

Notes on Specifications

A set of precise and clear specifications is a prerequisite for Bidders to respond realistically and competitively to the requirements of the Procuring Entity without qualifying or conditioning their Bids. In the context of international competitive bidding, the specifications must be drafted to permit the widest possible competition and, at the same time, present a clear statement of the required standards of workmanship, materials, and performance of the goods and services to be procured. Only if this is done will the objectives of economy, efficiency, and fairness in procurement be realized, responsiveness of Bids be ensured, and the subsequent task of bid evaluation facilitated. The specifications should require that all goods and materials to be incorporated in the Works be new, unused, of the most recent or current models, and incorporate all recent improvements in design and materials unless provided otherwise in the Contract.

Samples of specifications from previous similar projects are useful in this respect. The use of metric units is mandatory. Most specifications are normally written specially by the Procuring Entity or its representative to suit the Works at hand. There is no standard set of Specifications for universal application in all sectors in all regions, but there are established principles and practices, which are reflected in these PBDs.

There are considerable advantages in standardizing General Specifications for repetitive Works in recognized public sectors, such as highways, ports, railways, urban housing, irrigation, and water supply, in the same country or region where similar conditions prevail. The General Specifications should cover all classes of workmanship, materials, and equipment commonly involved in construction, although not necessarily to be used in a particular Works Contract. Deletions or addenda should then adapt the General Specifications to the particular Works.

Care must be taken in drafting specifications to ensure that they are not restrictive. In the specification of standards for goods, materials, and workmanship, recognized international standards should be used as much as possible. Where other particular standards are used, whether national standards or other standards, the specifications should state that goods, materials, and workmanship that meet other authoritative standards, and which ensure substantially equal or higher quality than the standards mentioned, will also be acceptable. The following clause may be inserted in the SCC.

Sample Clause: Equivalency of Standards and Codes

Wherever reference is made in the Contract to specific standards and codes to be met by the goods and materials to be furnished, and work performed or tested, the provisions of the latest current edition or revision of the relevant standards and codes in effect shall apply, unless otherwise expressly stated in the Contract. Where such standards and codes are

national, or relate to a particular country or region, other authoritative standards that ensure a substantially equal or higher quality than the standards and codes specified will be accepted subject to the Procuring Entity's Representative's prior review and written consent. Differences between the standards specified and the proposed alternative standards shall be fully described in writing by the Contractor and submitted to the Procuring Entity's Representative at least twenty-eight (28) days prior to the date when the Contractor desires the Procuring Entity's Representative's consent. In the event the Procuring Entity's Representative determines that such proposed deviations do not ensure substantially equal or higher quality, the Contractor shall comply with the standards specified in the documents.

These notes are intended only as information for the Procuring Entity or the person drafting the Bidding Documents. They should not be included in the final Bidding Documents.



Republic of the Philippines
Quezon City

CITY ENGINEERING DEPARTMENT

Civic Center Building 8, Quezon City Hall Compound, Elliptical Road
Diliman, Central 1100 Quezon City
Trunk line: +63 2 8988-4242



TECHNICAL SPECIFICATIONS

QUEZON CITY INFRASTRUCTURE PROJECT

PROJECT TITLE: PROPOSED CONSTRUCTION OF HAND WASHING FACILITY AND REHABILITATION OF ALMA NOVA DAY CARE CENTER

LOCATION: BARANGAY SAUYO, DISTRICT 5, QUEZON CITY

i. GENERAL REQUIREMENTS

- a. Comply with the current and existing laws, ordinances and applicable codes, rules and regulations and standards. Any works perform contrary to the existing laws, rules and regulations, ordinances and standards without notice shall bear all cost arising therefrom.
- b. Drawings, specifications, codes and standards are minimum requirements. Where requirements differ, the more stringent apply.
- c. Should there be any change(s) in drawings or specifications, it is required to comply with the governing regulations, notify the implementing agency.
- d. Photographs shall be taken as, when and where directed at intervals of not more than one month. The photographs shall be sufficient in number and location to record the exact progress of the works. The photographs shall be retained and will become the property of the Government.
- e. Site verification / inspection shall be conducted to validate the scope of works. No extra compensation and extension of time shall be given due to negligence or inadvertence.
- f. The quality of materials shall be of the best grade of their respective kinds for the purpose. The work shall also be performed in the best and most capable manner in strict accordance with requirements of the plans and details. All materials not conforming to the requirements of these specifications shall be considered as defective.
- g. All equipment and installations shall meet or exceed minimum requirements of the standards and codes.
- h. **Mobilization and Demobilization (if applicable)**
 - i. Mobilization shall include all activities and related costs for transportation of personnel, equipment, and operating supplies to the site; establishment of offices, buildings, and other necessary general facilities for the operations at the site.
 - ii. Demobilization shall include all activities and costs for transportation of personnel, equipment, and supplies not anymore required within the construction site including the disassembly, removal and site clean-up of offices and other facilities assembled on the site specifically for this contract.

- i. Execute work in strict accordance with the best practices of the trades in a thorough, substantial, workmanlike manner by competent workmen. Provide a competent, experienced, full-time supervisor who is authorized to make decisions on behalf of the Contractor.
- j. Temporary Facilities and Utilities
 - i. All facilities shall be near the job site, where necessary and shall conform to the best standard for the required types.
 - ii. Temporary facilities shall be provided and maintained including sanitary facilities and first aid stations.
 - iii. Temporary utilities shall be sufficiently provided until the completion of the project such as water, power and communication
 - iv. Temporary enclosure shall be provided within the construction site with adequate guard lights, railings and proper signages.
 - v. Temporary roadways shall be constructed and maintained to sustain loads to be carried on them during the entire construction period
 - vi. Upon completion of the work, the temporary facilities shall be demolished, hauled-out and disposed properly.
- k. Adequate construction safety and health protection shall be provided at all times during the execution of work to both workers and property.
 - i. A fully trained Medical Aide shall be employed permanently on the site who shall be engaged solely from medical duties.
 - ii. The medical room shall be provided in waterproof; it could be a building or room designated and used exclusively for the purpose and have a floor area of at least 15 square meters and a glazed window area of at least 2 square meters
 - iii. The location of the medical room and any other arrangements shall be made known to all employees by posting on prominent locations suitable notices in the site
 - iv. Additional safety precautions shall be provided in the observance of pandemic. Protocols set-forth by the government shall be strictly followed
- l. Necessary protections to the adjacent property shall be provided to avoid untoward incidents / accidents.
- m. Final cleaning of the work shall be employed prior to the final inspection for certification of final acceptance. Final cleaning shall be applied on each surface or unit of work and shall be of condition expected for a building cleaning and maintenance program

II. SITE WORKS

- A. All grades, lines, levels and dimensions shall be verified as indicated on the plans and details. Any discrepancies or inconsistencies shall be reported before commencing to work.
- B. Removal / demolition of existing structures shall be done in accordance to safety procedures.
- C. All excavations shall be made to grade as indicated in the plans. Whenever water is encountered in the excavation process, it shall be removed by pumping, care being taken that the surrounding soil particles are not disturbed or removed.
- D. All backfills shall be placed in layers not exceeding to 150mm in thickness and each layer shall be thoroughly compacted wetting, tamping and rolling

III. CIVIL / STRUCTURAL WORKS

A. CONCRETE WORK

- a. **Delivery, Storage, and Handling:** All materials shall be so delivered, stored, and handled as to prevent the inclusion of foreign materials and the damage of materials by water or breakage. Package materials shall be delivered and stored in original packages until ready to be used. Packages or materials showing evidence of water or other damage shall be rejected.
- b. Unless otherwise specified herein, concrete works shall conform to the requirements of the ACI Building Code. Full cooperation shall be given on trades to install embedded items. Provisions shall be made for setting items not placed in the forms. Before concrete is placed, embedded items shall have been inspected and tested for concrete aggregates and other materials shall have been done.
- c. **Materials**
- i. Cement for concrete shall conform to the requirements of specifications for Portland Cement (ASTM C - 150).
 - ii. Water used in mixing concrete shall be clean and free from other injurious amounts of oils, acids, alkaline, organic materials or other substances that may be deleterious to concrete or steel.
 - iii. Fine aggregates shall be beach or river sand conforming to ASTM C33, "Specification for Concrete Aggregates". Sand particle shall be coarse, sharp, clean free from salt, dust, loam, dirt and all foreign matters.
 - iv. Coarse aggregates shall be either natural gravel or crushed rock conforming to the "Specifications for Concrete Aggregates (ASTM C33). The minimum size of aggregates shall be larger than one fifth (1/5) of the narrowest dimensions between sides of the forms within which the concrete is to be cast nor larger than three fourths (3/4) of the minimum clear spacing between reinforcing bars or between reinforcing bars and forms.
- d. **Proportioning and Mixing**
- i. Proportioning and mixing of concrete shall conform to the requirements for Item 405 of the standard specification with the following proportions:
 Cement : Sand : Gravel
 - Class "A" - 1 : 2 : 3
 - Class "B" - 1 : 2 : 4
 - Class "C" - 1 : 2 : ½
 - ii. Concrete mixture to be used for concrete shall conform with the structural requirements.
 - iii. Mixing – concrete shall be machine mixed. Mixing shall begin within 30 minutes after the cement has been added to the aggregates.
- e. **Forms**
- i. **General** – Forms shall be used wherever necessary to confine the concrete and shape it to the required lines, or to insure the concrete of contamination with materials caving from adjacent, excavated surfaces. Forms shall have sufficient strength to withstand the pressure resulting from placement and vibration of the concrete, and shall be maintained rigidly in correct position. Forms shall be sufficiently tight to prevent loss or mortar from the concrete. Forms shall be ¼" waterproof plywood and form lumber.
 - ii. **Cleaning of Forms** – before placing the concrete, the contact surfaces of the formed shall be cleaned of encrustations of mortar, the grout or other foreign material.

- iii Removal of Forms – forms shall be removed in a manner which will prevent damage to the concrete. Forms shall not be removed without approval. Any repairs of surface imperfections shall be formed at once and airing shall be started as soon as the surface is sufficiently hard to permit it without further damage.

f Placing Reinforcement.

Steel reinforcement shall be provided as indicated, together with all necessary wire ties, chairs, spacer supported and other devices necessary to install and secure the reinforcement properly. All reinforcement, when placed, shall be free from loose, flaky rust and scale, oil grease, clay and other coating and foreign substances that would reduce or destroy its bond with concrete. Reinforcement shall be placed accurately and secured in place by use of metal or concrete supports, spacers and ties. Such supports shall be used in such manner that they will not be exposed or contribute in any way, to the discoloration or deterioration of the concrete.

g. Conveying and Placing Concrete.

- i. Conveying – concrete shall be conveyed from mixer to forms as rapidly as applicable, by methods which will prevent segregation, or loss of ingredients. There will be no vertical drop greater than 1.5 meters except where suitable equipment is provided to prevent segregation and where specifically authorized.
- ii Placing – concrete shall be worked readily into the corners and angles of the forms and around all reinforcement and imbedded items without permitting the material to segregate. concrete shall be deposited as close as possible to its final position in the forms so that flow within the mass does not exceed two (2) meters and consequently segregation is reduced to a minimum near forms or embedded items, or elsewhere as directed, the discharge shall be so controlled that the concrete may be effectively compacted into horizontal layers not exceeding 30 centimeters in depth within the maximum lateral movement specified.
- iii. Time interval between mixing and placing. Concrete shall be placed before initial set has occurred and before it has contained its water content for more than 45 minutes. No concrete mix shall be placed before 60 complete revolution of the machine mixer.
- iv. Consolidation of Concrete – concrete shall be consolidated with the aid of mechanical vibrating equipment and supplemented by the hand spading and tamping. Vibrators shall not be inserted into lower courses that have commenced initial set, and reinforcement embedded in concrete beginning to set or already set shall not be disturbed by vibrators. Consolidation around major embedded parts shall by hand spading and tamping and vibrators shall not be used.
- v. Placing Concrete through reinforcement – In placing concrete through reinforcement, care shall be taken that no segregation of the coarse aggregate occurs. On the bottom of beams and slabs, where the congestion of steel near the forms makes placing difficult, a layer of mortar of the same cement-sand ratios as used in concrete shall be first deposited to cover the surfaces.

h. Curing

- i. General – All concrete shall be moist cured for a period not less than seven (7) consecutive days by an approved method or combination applicable to local conditions
- ii. Moist Curing – The surface of the concrete shall be kept continuously wet by covering with burlap plastic or other approved materials thoroughly saturated with water and keeping the covering spraying or intermittent hosing

i. Finishing

- i. Concrete surfaces shall not be plastered unless otherwise indicated. Exposed concrete surfaces shall be formed with plywood, and after removal of forms the surfaces shall be smooth, true to line and shall present a finished appearance

except for minor defects which can be easily repaired with patching with cement mortar, or can be ground to a smooth surface to remove all joint marks of the form works.

- ii. Concrete Slabs on Fill. The concrete slabs on fill shall be laid on a prepared foundation consisting of sub grade and granular fill with thickness equal to the thickness of the overlaying slab except when indicated.

B. MASONRY

- a. Masonry Units (CHB):
 - i. 100mm thick for all interior walls and exterior walls unless otherwise indicated
 - ii. Use 400 psi for non-load bearing blocks and 700 psi for load bearing blocks where required
 - iii. Where full height walls are constructed with concrete hollow blocks these shall extend up to the bottom of beam or slab unless otherwise indicated on plans. Provide stiffener columns & lintel beams as specified in the structural drawings or as specified or as deemed required to assure a stabilized wall due to height & other considerations.
- b. Sand:
 - S-1, washed, clean and greenish in color
- c. Mortar
 - One part "Portland" cement and two parts sand and water but not more than three parts sand and water.
- d. Plaster bond:
 - Apply plaster bond to all wall area.

IV. ARCHITECTURAL WORKS

A. TILE WORKS

- a. Both broken and unbroken old tiles must be chip-off
- b. Surface should be smoothen & clean
- c. Homogeneous tiles shall be soaked in clean water prior to installation
- d. Lay the tiles true to profile as specified in the plan.

B. FABRICATED DOORS

All doors must be in approved quality as specified in the plan and program of works.

C. PAINTING WORKS

- a. All primers, thinners and putty also waterproofing for internal and external application shall be the same brand as the specified material.
- b. Application shall be as per paint Manufacturer's specification and recommendation
- c. Provide all drop cloth and other covering requisite for protection of floors, walls, aluminum, glass finishes and other works.
- d. All applications and methods used shall strictly follow the Manufacturer's instructions and Specifications
- e. All surfaces including masonry wall shall be thoroughly cleaned, putied, sandpapered, rubbed and polished; masonry wall shall be treated with Neutralizer

- f. All exposed finish hardware lighting fixtures and accessories, glass and the like shall be adequately protected so that these are not stained with paint and other painting materials prior to painting works
- g. All other surfaces endangered by stains and paint marks should be taped and covered with craft paper.

V. SANITARY / PLUMBING WORKS

- A. Comply with the current applicable codes, ordinances, and regulations of the authority or authorities having jurisdiction the rules regulations and requirements of the utility companies (as applicable)
- B. Supply, installation and testing of the following
 - B.1 Potable water supply system complete in all respects including but not limited to submittals, shop drawings, piping, water meters, valves, bibbs, insulation, all accessories required for complete and operational of the system.
 - B.2 Water service connections including but not limited to water meters, float valves. Any and all other works involve in providing the complete operation of the water supply system
 - B.3 Soil waste and vent system complete in all respect including but not limited to connection to existing sewer, submittals, shop drawings, pipes, fittings, valves cleanout, drains, etc. Complete and operational
 - B.4 Storm drainage system complete in all respect including but not limited to connection to existing storm drainage, submittals, shop drawings, pipes, fittings, valves, cleanout, drains, etc. Complete and operational
- C. Workmanship and installation methods shall conform to the best modern practice. Employ skilled tradesmen to perform work under the direct supervision of fully qualified personnel.
- D. All equipment and installations shall meet or exceed minimum requirements of the Standards and Codes as specified in plans and program of work
- E. Install equipment in strict accordance with manufacturers written recommendations.
- F. Physical sizes of all plant and equipment are to be suitable for the space allocated for the accommodation of such plant and equipment, taking into account the requirement of access for maintenance purposes.
- G. In selecting makes and types of equipment, the Contractor shall ascertain that facilities for proper maintenance, repair and replacement are provided
- H. Where the Contractor proposes to use an item of equipment other than that specified or detailed in the drawing, which requires any redesign of the system, drawings showing the layout of the equipment and such redesign as required therefore shall be prepared by the Contractor at his own expenses. Where such approved deviation necessitates a different quantity and arrangement of materials and equipment's from that originally specified or indicated in the drawings, the Contractor shall furnish and install any such additional materials and equipment's required by the system at no additional cost.
- I. Equipment catalogue and manufacturer's specifications must be submitted for examination and details shall be submitted for approval before any equipment is to be ordered.
- J. This shall include all information necessary to ascertain the equipment comply with this specification and drawings. Data and sales catalogue of a general nature will not be accepted.

- K. All materials, equipment, components and accessories shall be delivered to the Site in a new condition, properly packed and protected against damage or contamination or distortion, breakage or structural weakening due to handling, adverse weather or other circumstances and, as far as practicable, they shall be kept in the packing cases or under approved protective coverings until required for use.
- L. Any items suffering from damage during manufacture, or in transit, or on site whilst in storage or during erection shall be rejected and replaced without extra cost.
- M. All sanitary fittings and pipework shall be cleaned after installation and keep them in a new condition.
- N. All installed pipelines shall be flushed through with water, rodded when necessary to ensure clearance of debris.
- O. Cleaning and flushing shall be carried out in sections as the installation becomes completed.
- P. The Contractor shall carry out hydraulic test on the complete plumbing systems and the drainage system to show that it is functioning satisfactorily within the requirements of this Specification and local regulations
- Q. The Contractor shall provide suitable test pumps and arrange for a supply of water required in connection with testing of pipework. The test pump shall be fitted with pressure gauges which shall be of suitable range for the pressure being applied
- R. Hydraulic tests shall be carried out as the pipework is installed and shall be completed before chases in walls and ducts are closed. Also test shall be carried out prior to false ceilings and other finishes are installed.
- S. Testing apparatus shall be provided by the Contractor. Where any section of pipework or equipment is unable to withstand the maximum pipework test pressure, it shall be isolated during the pipework test then that section of pipework or equipment shall be re-tested at the appropriate test pressure.
- T. The Sanitary Contractor must carry out any additional tests required by the end-user and/or approving agency.
- U. Drainage pipe shall be tested by filling the pipe with 3m. of water higher than the test section and wait for 15 min. then check for leakage at every joints.
- V. Testing of drainage systems shall be carried out in sections by dividing the system horizontally. Each section shall comprise pipework and fitting for three floors/stories required for testing.
- W. Drainage pressure pipe shall be hydraulic tested at minimum pressure 50 psi
- X. Hangers and supports for plumbing piping and equipment shall withstand the effects of gravity loads and stresses within limits and under conditions indicated according to ASCE/SEI 7
- Y. Install hangers and supports to allow controlled thermal and seismic movement of piping systems, to permit freedom of movement between pipe anchors, and to facilitate action of expansion joints, expansion loops expansion bends, and similar units
- Z. Install lateral bracing with pipe hangers and supports to prevent swaying.
- AA. Install building attachments within concrete slabs or attach to structural steel. Install additional attachments at concentrated loads, including valves, flanges, and strainers, NPS 2-1/2 (DN 65) and larger and at changes in direction of piping. Install concrete inserts before concrete is placed; fasten inserts to forms and install reinforcing bars through openings at top of inserts.
- BB. Install hangers and supports so that piping live and dead loads and stresses from movement will not be transmitted to connected equipment
- CC. Install hangers and supports to provide indicated pipe slopes and to not exceed maximum pipe deflections allowed by ASME B31.9 for building services piping.

VI. ELECTRICAL WORKS

- A. Comply with the current applicable codes, ordinances, and regulations of the authority or authorities having jurisdiction, the rules, regulations and requirements of the utility companies (as applicable).
- B. Drawings, specifications, codes and standards are minimum requirements. Where requirements differ, the more stringent apply.
- C. All equipment and installations shall meet or exceed minimum requirements of the Standards and Codes.
- D. Execute work in strict accordance with the best practices of the trades in a thorough, substantial, workmanlike manner by competent workmen.
- E. When the tests and inspections have been completed, a label shall be attached to all devices tested. The label shall provide the name of the testing company, the date the tests were completed, and the initials of the person who performed the tests.

F. PANELBOARDS

- F.1 Fabricate and test panelboards according to IEEE 344 to withstand seismic forces defined in Division 16 Sections 16073 and 16074 "Hangers and Supports for Electrical Systems and Vibration and Seismic controls for Electrical Systems" respectively.
- F.2 Enclosures: Flush, Surface Flush- and surface-mounted cabinets.
 - F.2.1 Rated for environmental conditions at installed location
 - i. Indoor Dry and Clean Locations: NEMA 250, Type 1.
 - ii. Outdoor Locations: NEMA 250, Type 3R
 - iii. Kitchen and Wash-Down Areas: NEMA 250, Type 4X, stainless steel.
 - iv. Other Wet or Damp Indoor Locations: NEMA 250, Type 4
 - v. Indoor Locations Subject to Dust Falling Dirt, and Dripping Noncorrosive Liquids: NEMA 250, Type 5 or Type 12
 - F.2.2 Front: Secured to box with concealed trim clamps. For surface-mounted fronts, match box dimensions; for flush-mounted fronts, overlap box.
 - F.2.3 Hinged Front Cover: Entire front trim hinged to box and with standard door within hinged trim cover.
 - F.2.4 Skirt for Surface-Mounted Panelboards: Same gage and finish as panelboard front with flanges for attachment to panelboard, wall, and ceiling or floor.
 - F.2.5 Gutter Extension and Barrier: Same gage and finish as panelboard enclosure; integral with enclosure body. Arrange to isolate individual panel sections.
 - F.2.6 Finishes:
 - i. Panels and Trim: Steel and galvanized steel, factory finished immediately after cleaning and pretreating with manufacturer's standard two-coat, baked-on finish consisting of prime coat and thermosetting topcoat.
 - ii. Back Boxes: Galvanized steel Same finish as panels and trim.

- iii Fungus Proofing: Permanent fungicidal treatment for overcurrent protective devices and other components.
- F.2.7 Directory Card: Inside panelboard door, mounted in transparent card holder metal frame with transparent protective cover
- F.3 Incoming Mains Location: Top or Bottom
- F.4 Phase, Neutral, and Ground Buses.
 - F.4.1 Material: Hard-drawn copper, 98 percent conductivity
 - F.4.2 Equipment Ground Bus: Adequate for feeder and branch-circuit equipment grounding conductors, bonded to box
 - F.4.3 Neutral Bus: 100 percent of phase bus 4 Extra-Capacity Neutral Bus: Neutral bus rated 200 percent of phase bus and LFL listed as suitable for nonlinear loads.

VII. MECHANICAL WORKS

A. Air Conditioning and Refrigeration System

- 1 This item shall consist of furnishing and installation of air conditioning refrigeration and ventilation systems, inclusive of necessary electrical connections, ductworks, grilles, pipes, and condensate drains and all other necessary accessories ready for service in accordance with the Plans and Specifications.
2. The types, sizes, capacities, quantities and power characteristics of the compressor, evaporator, condenser, chilled water pump and condenser water pump shall be specified or as shown on the Plans.
3. The air conditioning system shall be entirely automatic in operation and shall not require the presence of an attendant except for periodic inspection for lubrication. All equipment and materials shall be inspected upon delivery and shall be tested after installation. Piping shall not be buried, concealed or insulated until it has been inspected, tested and approved. Walls, floors and other parts of the structure and equipment damaged by the Contractor in the prosecution of the work shall be replaced as shown on the Plans.

B. WATER-PUMPING SYSTEM

- 1 This item shall consist of furnishing and installation of water pumping system, inclusive of all piping and pipe fitting connections, valves, controls, electrical wirings, tanks and all accessories ready for service in accordance with the approved Plans and Specifications.
2. Exposed piping shall be provided with concrete saddle or steel clamps or hangers to secure them firmly to the structures.

Pipe threads shall be lubricated by white lead, red lead, Teflon or other approved lubrication before tightening.

Piping supports shall be placed at 3m intervals or less.

C. AUTOMATIC WATER SPRINKLER SYSTEM

- 1 This item shall consist of furnishing and installation of automatic water sprinkler system, inclusive of all piping and pipe fitting connections, valves, controls, electrical wiring connection, and all accessories ready for service in accordance with the approved Plans and Specifications.
2. System operation and maintenance chart shall be submitted to the End User upon completion of the Contract. This shall include the locations of control valves and care of the new equipment.
3. Marked instructions and identification sign boards: These sign boards shall be made of #14 gauge B.I. sheet with baked enamel finish paint and letter instruction are shown on the Plans. Additional sign boards as may be required and not

specified herewith shall be furnished at no extra cost. Sign boards shall be mounted on the equipment or wall nearest the equipment for easy identification and reading. Paints shall be basically gloss fire red and white.

- D. ELECTRIC ELEVATOR
 - E. ELECTRIC DUMBWAITER
 - F. OXYGEN, NITROUS OXIDE, VACUUM AND FUEL GAS SYSTEM
 - G. HEATING SYSTEM
 - H. BOILER
- I. Comply with the current applicable codes, ordinances, and regulations of the authority or authorities having jurisdiction, the rules, regulations and requirements of the utility companies (as applicable)
 - J. Drawings, specifications, codes and standards are minimum requirements. Where requirements differ, the more stringent apply.
 - K. All equipment and installations shall meet or exceed minimum requirements of the Standards and Codes
 - L. Execute work in strict accordance with the best practices of the trades in a thorough, substantial, workmanlike manner by competent workmen
 - M. When the tests and inspections have been completed, a label shall be attached to all devices tested. The label shall provide the name of the testing company, the date the tests were completed, and the initials of the person who performed the tests.



MIKKI J. DE-GRACIA

Planning and Programming Division



JOCELYN A. NAONG

Planning and Programming Division



Republic of the Philippines
Quezon City
CITY ENGINEERING DEPARTMENT

Civic Center Building 8, Quezon City Hall Compound, Elliptical Road
Diliman, Central 1100 Quezon City
Trunk line: +63 2 8988 4242



TECHNICAL SPECIFICATIONS
QUEZON CITY INFRASTRUCTURE PROJECT

PROJECT TITLE : PROPOSED REHABILITATION OF SITIO CABUYAO II DAY CARE CENTER

LOCATION : BARANGAY SAUYO, DISTRICT 6, QUEZON CITY

I. GENERAL REQUIREMENTS

- a. Comply with the current and existing laws, ordinances and applicable codes, rules and regulations and standards. Any works perform contrary to the existing laws, rules and regulations, ordinances and standards without notice shall bear all cost arising therefrom.
- b. Drawings, specifications, codes and standards are minimum requirements. Where requirements differ, the more stringent apply
- c. Should there be any change(s) in drawings or specifications, it is required to comply with the governing regulations, notify the implementing agency.
- d. Photographs shall be taken as, when and where directed at intervals of not more than one month. The photographs shall be sufficient in number and location to record the exact progress of the works. The photographs shall be retained and will become the property of the Government
- e. Site verification / inspection shall be conducted to validate the scope of works. No extra compensation and extension of time shall be given due to negligence or inadvertence.
- f. The quality of materials shall be of the best grade of their respective kinds for the purpose. The work shall also be performed in the best and most capable manner in strict accordance with requirements of the plans and details. All materials not conforming to the requirements of these specifications shall be considered as defective
- g. All equipment and installations shall meet or exceed minimum requirements of the standards and codes
- h. Mobilization and Demobilization (if applicable)
 - i. Mobilization shall include all activities and related costs for transportation of personnel, equipment, and operating supplies to the site; establishment of offices, buildings, and other necessary general facilities for the operations at the site.
 - ii. Demobilization shall include all activities and costs for transportation of personnel, equipment, and supplies not anymore required within the construction site including the disassembly, removal and site clean-up of offices and other facilities assembled on the site specifically for this contract.
- i. Execute work in strict accordance with the best practices of the trades in a thorough, substantial, workmanlike manner by competent workmen. Provide a competent, experienced, full-time supervisor who is authorized to make decisions on behalf of the Contractor

j. **Temporary Facilities and Utilities**

- i. All facilities shall be near the job site, where necessary and shall conform to the best standard for the required types.
 - ii. Temporary facilities shall be provided and maintained including sanitary facilities and first aid stations.
 - iii. Temporary utilities shall be sufficiently provided until the completion of the project such as water, power and communication.
 - iv. Temporary enclosure shall be provided within the construction site with adequate guard lights, railings and proper signages
 - v. Temporary roadways shall be constructed and maintained to sustain loads to be carried on them during the entire construction period
 - vi. Upon completion of the work, the temporary facilities shall be demolished, hauled-out and disposed properly.
- k. Adequate construction safety and health protection shall be provided at all times during the execution of work to both workers and property
- i. A fully trained Medical Aide shall be employed permanently on the site who shall be engaged solely from medical duties.
 - ii. The medical room shall be provided in waterproof, it could be a building or room designated and used exclusively for the purpose and have a floor area of at least 15 square meters and a glazed window area of at least 2 square meters
 - iii. The location of the medical room and any other arrangements shall be made known to all employees by posting on prominent locations suitable notices in the site
 - iv. Additional safety precautions shall be provided in the observance of pandemic Protocols set-forth by the government shall be strictly followed.
- l. Necessary protections to the adjacent property shall be provided to avoid untoward incidents / accidents
- m. Final cleaning of the work shall be employed prior to the final inspection for certification of final acceptance. Final cleaning shall be applied on each surface or unit of work and shall be of condition expected for a building cleaning and maintenance program.

II. SITE WORKS

- A. All grades, lines, levels and dimensions shall be verified as indicated on the plans and details. Any discrepancies or inconsistencies shall be reported before commencing to work
- B. Removal / demolition of existing structures shall be done in accordance to safety procedures.
- C. All excavations shall be made to grade as indicated in the plans. Whenever water is encountered in the excavation process, it shall be removed by pumping, care being taken that the surrounding soil particles are not disturbed or removed
- D. All backfills shall be placed in layers not exceeding to 150mm in thickness and each layer shall be thoroughly compacted wetting, tamping and rolling.
- E. Excavation shall be shored and braced by members of suitable sizes where necessary to prevent danger to persons, injurious caving or erosions. Shoring bracing and sheathing shall be removed, as the excavations are backfilled, in a manner such as to prevent injurious caving. The contractor shall keep all excavations free from water while construction is in progress.

III. CIVIL / STRUCTURAL WORKS

A. CONCRETE WORK

- a. **Delivery, Storage, and Handling:** All materials shall be so delivered, stored, and handled as to prevent the inclusion of foreign materials and the damage of materials by water or breakage. Package materials shall be delivered and stored in original packages until ready to be used. Packages or materials showing evidence of water or other damage shall be rejected.
- b. Unless otherwise specified herein, concrete works shall conform to the requirements of the ACI Building Code. Full cooperation shall be given on trades to install embedded items. Provisions shall be made for setting items not placed in the forms. Before concrete is placed, embedded items shall have been inspected and tested for concrete aggregates and other materials shall have been done.
- c. **Materials**
 - i. Cement for concrete shall conform to the requirements of specifications for Portland Cement (ASTM C – 150).
 - ii. Water used in mixing concrete shall be clean and free from other injurious amounts of oils, acids, alkaline, organic materials or other substances that may be deleterious to concrete or steel.
 - iii. Fine aggregates shall be beach or river sand conforming to ASTM C33, "Specification for Concrete Aggregates" Sand particle shall be coarse, sharp, clean free from salt, dust, loam, dirt and all foreign matters.
 - iv. Coarse aggregates shall be either natural gravel or crushed rock conforming to the "Specifications for Concrete Aggregates (ASTM C33). The maximum size of aggregates shall be larger than one fifth (1/5) of the narrowest dimensions between sides of the forms within which the concrete is to be cast nor larger than three fourths (3/4) of the minimum clear spacing between reinforcing bars or between reinforcing bars and forms.
- d. **Proportioning and Mixing**
 - i. Proportioning and mixing of concrete shall conform to the requirements for Item 405 of the standard specification with the following proportions.
 Cement : Sand : Gravel
 - Class "A" - 1 . 2 . 3
 - Class "B" - 1 . 2 . 4
 - Class "C" - 1 . 2 ½
 - ii. Concrete mixture to be used for concrete shall conform with the structural requirements.
 - iii. Mixing – concrete shall be machine mixed. Mixing shall begin within 30 minutes after the cement has been added to the aggregates.
- e. **Forms**
 - i. **General** – Forms shall be used whatever necessary to confine the concrete and shape it to the required lines, or to insure the concrete of contamination with materials caving from adjacent, excavated surfaces. Forms shall have sufficient strength to withstand the pressure resulting from placement and vibration of the concrete, and shall be maintained rigidly in correct position. Forms shall be sufficiently tight to prevent loss of mortar from the concrete. Forms shall be ¾" waterproof plywood and form lumber

- ii. **Cleaning of Forms** – before placing the concrete, the contact surfaces of the formed shall be cleaned of encrustations of mortar, the grout or other foreign material.
- iii. **Removal of Forms** – forms shall be removed in a manner which will prevent damage to the concrete. Forms shall not be removed without approval. Any repairs of surface imperfections shall be formed at once and airing shall be started as soon as the surface is sufficiently hard to permit it without further damage.

f. **Placing Reinforcement:**

Steel reinforcement shall be provided as indicated, together with all necessary wire ties, chairs, spacer supported and other devices necessary to install and secure the reinforcement properly. All reinforcement, when placed, shall be free from loose, flaky rust and scale, oil grease, clay and other coating and foreign substances that would reduce or destroy its bond with concrete. Reinforcement shall be placed accurately and secured in place by use of metal or concrete supports, spacers and ties. Such supports shall be used in such manner that they will not be exposed or contribute in any way, to the discoloration or deterioration of the concrete.

g. **Conveying and Placing Concrete:**

- i. **Conveying** – concrete shall be conveyed from mixer to forms as rapidly as applicable, by methods which will prevent segregation, or loss of ingredients. There will be no vertical drop greater than 1.5 meters except where suitable equipment is provided to prevent segregation and where specifically authorized.
- ii. **Placing** – concrete shall be worked readily into the corners and angles of the forms and around all reinforcement and imbedded items without permitting the material to segregate, concrete shall be deposited as close as possible to its final position in the forms so that flow within the mass does not exceed two (2) meters and consequently segregation is reduced to a minimum near forms or imbedded items or elsewhere as directed, the discharge shall be so controlled that the concrete may be effectively compacted into horizontal layers not exceeding 30 centimeters in depth within the maximum lateral movement specified.
- iii. **Time interval between mixing and placing.** Concrete shall be placed before initial set has occurred and before it has contained its water content for more than 45 minutes. No concrete mix shall be placed before 60 complete revolution of the machine mixer.
- iv. **Consolidation of Concrete** – concrete shall be consolidated with the aid of mechanical vibrating equipment and supplemented by the hand spading and tamping. Vibrators shall not be inserted into lower courses that have commenced initial set; and reinforcement imbedded in concrete beginning to set or already set shall not be disturbed by vibrators. Consolidation around major imbedded parts shall by hand spading and tamping and vibrators shall not be used.
- v. **Placing Concrete through reinforcement** – In placing concrete through reinforcement, care shall be taken that no segregation of the coarse aggregate occurs. On the bottom of beams and slabs, where the congestion of steel near the forms makes placing difficult, a layer of mortar of the same cement-sand ratio as used in concrete shall be first deposited to cover the surfaces.

h. **Curing**

- i. **General** – All concrete shall be moist cured for a period not less than seven (7) consecutive days by an approved method or combination applicable to local conditions.
- ii. **Moist Curing** – The surface of the concrete shall be kept continuously wet by covering with burlap plastic or other approved materials thoroughly saturated with water and keeping the covering spraying or intermittent hosing.

i. **Finishing**

- i. Concrete surfaces shall not be plastered unless otherwise indicated. Exposed concrete surfaces shall be formed with plywood, and after removal of forms the surfaces shall be smooth, true to line and shall present a finished appearance except for minor defects which can be easily repaired with patching with cement mortar, or can be ground to a smooth surface to remove all joint marks of the form works.
- ii. Concrete Slabs on Fill. The concrete slabs on fill shall be laid on a prepared foundation consisting of sub grade and granular fill with thickness equal to the thickness of the overlying slab except when indicated.

B. MASONRY

- a. Masonry Units (CHB).
 - i. 100mm thick for all interior walls and exterior walls unless otherwise indicated.
 - ii. Use 400 psi for non-load bearing blocks and 700 psi for load bearing blocks where required.
 - iii. Where full height walls are constructed with concrete hollow blocks, these shall extend up to the bottom of beam or slab unless otherwise indicated on plans. Provide stiffener columns & lintel beams as specified in the structural drawings or as specified or as deemed required to assure a stabilized wall due to height & other considerations.
- b. Sand:

S-1, washed, clean and greenish in color.
- c. Mortar:

One part "Portland" cement and two parts sand and water but not more than three parts sand and water
- d. Plaster bond:

Apply plaster bond to all wall area

C. ROOFING WORKS

- a. The roof shall be covered with Ga. 24 pre-painted G.I. rib-type roofing sheets as shown on the plans. The roofing shall be secured to the purlins with min. 2 1/2" max. 3" long Tek screws. Ridge rolls, hip rolls and valleys to be used shall be those compatible with the Ga. 24 pre-painted G.I. rib-type roofing sheets. They shall lap the roofing sheets at least 250mm. The ridge rolls, hip rolls and valleys shall be riveted to the roofing sheets.
- b. The roof shall be covered with 6mm thick Rib-type polycarbonate sheets as shown on the plans. The roofing shall be secured to the purlins with min. 2 1/2" max. 3" long Tek screws. Ridge rolls, hip rolls and valleys to be used shall be those compatible with the 6mm thick solid polycarbonate sheets. They shall lap the roofing sheets at least 250mm. The ridge rolls, hip rolls and valleys shall be riveted to the roofing sheets.
- c. All roofing sheets adjacent to concrete hollow block and other masonry walls such as property line firewalls, shall be provided with Gauge 28 pre-painted plain G.I. Flashing to extend to the top and over to the other side of the wall. All fasteners shall be placed at the top of the corrugations of the roofing sheets to prevent water from standing around the fasteners.

D. WATERPROOFING**a. Waterproofing:**

Furnish all labor, materials, equipment, plant and other facilities required to complete all waterproofing work as shown on the drawings and herein specified. All applications shall be strictly performed by an approved waterproofing Contractor.

b. Testing:

Test waterproofed area by seventy-two (72) hours and check for any seepages

Note: Thickness should be as per Manufacturers Specifications and Installation depending on the Areas to be applied with.

IV. ARCHITECTURAL WORKS**A. TILE WORKS**

- a. Both broken and unbroken old tiles must be chip-off
- b. Surface should be smoothen & clean.
- c. Homogeneous tiles shall be soaked in clean water prior to installation
- d. Lay the tiles true to profile as specified in the plan.

B. PROVISION OF CABINET

- a. Good Lumber must be 2" x 2" x 10' for support frames and main frames.
- b. 18mm thick Plywood must be used
- c. Countertop must be finished with 300mm x 300mm Tiles.

C. FABRICATED DOORS & WINDOWS

All doors and windows must be In approved quality as specified in the plan and program of works

D. PAINTING WORKS

- a. All primers, thinners and putty, also waterproofing for internal and external application shall be the same brand as the specified material.
- b. Application shall be as per paint Manufacturer's specification and recommendation
- c. Provide all drop cloth and other covering requisite for protection of floors, walls, aluminium, glass, finishes and other works.
- d. All applications and methods used shall strictly follow the Manufacturer's Instructions and Specifications
- e. All surfaces including masonry wall shall be thoroughly cleaned, puttied, sandpapered, rubbed and polished; masonry wall shall be treated with Neutralizer.
- f. All exposed finish hardware lighting fixtures and accessories, glass and the like shall be adequately protected so that these are not stained with paint and other painting materials prior to painting works
- g. All other surfaces endangered by stains and paint marks should be taped and covered with craft paper

V. SANITARY / PLUMBING WORKS

- A. Comply with the current applicable codes, ordinances, and regulations of the authority or authorities having jurisdiction, the rules, regulations and requirements of the utility companies (as applicable).
- B. Supply, installation and testing of the following:
 - B.1 Potable water supply system complete in all respects including but not limited to submittals, shop drawings, piping, water meters, valves, bibbs, insulation, all accessories required for complete and operational of the system.
 - B.2 Water service connections including but not limited to water meters float valves. Any and all other works involve in providing the complete operation of the water supply system.
 - B.3 Soil waste and vent system complete in all respect including but not limited to connection to existing sewer, submittals, shop drawings, pipes, fittings, valves, cleanout, drains, etc Complete and operational.
 - B.4 Storm drainage system complete in all respect including but not limited to connection to existing storm drainage, submittals, shop drawings, pipes, fittings, valves, cleanout, drains, etc Complete and operational
- C. Workmanship and installation methods shall conform to the best modern practice. Employ skilled tradesmen to perform work under the direct supervision of fully qualified personnel.
- D. All equipment and installations shall meet or exceed minimum requirements of the Standards and Codes as specified in plans and program of work
- E. Install equipment in strict accordance with manufacturers written recommendations
- F. Physical sizes of all plant and equipment are to be suitable for the space allocated for the accommodation of such plant and equipment, taking into account the requirement of access for maintenance purposes
- G. In selecting makes and types of equipment, the Contractor shall ascertain that facilities for proper maintenance, repair and replacement are provided
- H. Where the Contractor proposes to use an item of equipment other than that specified or detailed in the drawing, which requires any redesign of the system, drawings showing the layout of the equipment and such redesign as required therefore shall be prepared by the Contractor at his own expenses. Where such approved deviation necessitates a different quantity and arrangement of materials and equipment's from that originally specified or indicated in the drawings, the Contractor shall furnish and install any such additional materials and equipment's required by the system at no additional cost
- I. Equipment catalogue and manufacturer's specifications must be submitted for examination and details shall be submitted for approval before any equipment is to be ordered
- J. This shall include all information necessary to ascertain the equipment comply with this specification and drawings. Data and sales catalogue of a general nature will not be accepted.
- K. All materials, equipment, components and accessories shall be delivered to the Site in a new condition, properly packed and protected against damage or contamination or distortion, breakage or structural weakening due to handling, adverse weather or other circumstances and as far as practicable, they shall be kept in the packing cases or under approved protective coverings until required for use.
- L. Any items suffering from damage during manufacture, or in transit, or on site whilst in storage or during erection shall be rejected and replaced without extra cost.
- M. All sanitary fittings and pipework shall be cleaned after installation and keep them in a new condition

- N. All installed pipelines shall be flushed through with water, rodded when necessary to ensure clearance of debris.
- O. Cleaning and flushing shall be carried out in sections as the installation becomes completed.
- P. The Contractor shall carry out hydraulic test on the complete plumbing systems and the drainage system to show that it is functioning satisfactorily within the requirements of this Specification and local regulations.
- Q. The Contractor shall provide suitable test pumps and arrange for a supply of water required in connection with testing of pipework. The test pump shall be fitted with pressure gauges which shall be of suitable range for the pressure being applied.
- R. Hydraulic tests shall be carried out as the pipework is installed and shall be completed before chases in walls and ducts are closed. Also test shall be carried out prior to false ceilings and other finishes are installed.
- S. Testing apparatus shall be provided by the Contractor. Where any section of pipework or equipment is unable to withstand the maximum pipework test pressure, it shall be isolated during the pipework test then that section of pipework or equipment shall be re-tested at the appropriate test pressure.
- T. The Sanitary Contractor must carry out any additional tests required by the end-user and/or approving agency.
- U. Drainage pipe shall be tested by filling the pipe with 3m. of water higher than the test section and wait for 15 min, then check for leakage at every joints.
- V. Testing of drainage systems shall be carried out in sections by dividing the system horizontally. Each section shall comprise pipework and fitting for three floors/storeys required for testing
- W. Drainage pressure pipe shall be hydraulic tested at minimum pressure 50 psi
- X. Hangers and supports for plumbing piping and equipment shall withstand the effects of gravity loads and stresses within limits and under conditions indicated according to ASCE/SEI 7.
- Y. Install hangers and supports to allow controlled thermal and seismic movement of piping systems, to permit freedom of movement between pipe anchors, and to facilitate action of expansion joints, expansion loops, expansion bands, and similar units
- Z. Install lateral bracing with pipe hangers and supports to prevent swaying.
- AA. Install building attachments within concrete slabs or attach to structural steel. Install additional attachments at concentrated loads, including valves, flanges, and strainers, NPS 2-1/2 (DN 65) and larger and at changes in direction of piping. Install concrete inserts before concrete is placed, fasten inserts to forms and install reinforcing bars through openings at top of inserts
- BB. Install hangers and supports so that piping live and dead loads and stresses from movement will not be transmitted to connected equipment.
- CC. Install hangers and supports to provide indicated pipe slopes and to not exceed maximum pipe deflections allowed by ASME B31.9 for building services piping.

VI. ELECTRICAL WORKS

- A. Comply with the current applicable codes, ordinances, and regulations of the authority of authorities having jurisdiction, the rules, regulations and requirements of the utility companies (as applicable).
- B. Drawings, specifications, codes and standards are minimum requirements. Where requirements differ, the more stringent apply.
- C. All equipment and installations shall meet or exceed minimum requirements of the Standards and Codes.

- D. Execute work in strict accordance with the best practices of the trades in a thorough, substantial, workmanlike manner by competent workmen.
- E. When the tests and inspections have been completed, a label shall be attached to all devices tested. The label shall provide the name of the testing company, the date the tests were completed, and the initials of the person who performed the tests.

F. PANELBOARDS

- F.1 Fabricate and test panelboards according to IEEE 344 to withstand seismic forces defined in Division 16 Sections 16073 and 16074 "Hangers and Supports for Electrical Systems and Vibration and Seismic controls for Electrical Systems" respectively.
- F.2 Enclosures: Flush, Surface, Flush- and surface-mounted cabinets
- F.2.1 Rated for environmental conditions at installed location.
- i. Indoor Dry and Clean Locations: NEMA 250, Type 1.
 - ii. Outdoor Locations: NEMA 250 Type 3R.
 - iii. Kitchen and Wash-Down Areas: NEMA 250, Type 4X, stainless steel.
 - iv. Other Wet or Damp Indoor Locations: NEMA 250, Type 4
 - v. Indoor Locations Subject to Dust, Falling Dirt and Dripping Noncorrosive Liquids: NEMA 250, Type 5 or Type 12.
- F.2.2 Front: Secured to box with concealed trim clamps. For surface-mounted fronts, match box dimensions; for flush-mounted fronts, overlap box.
- F.2.3 Hinged Front Cover: Entire front trim hinged to box and with standard door within hinged trim cover
- F.2.4 Skirt for Surface-Mounted Panelboards: Same gage and finish as panelboard front with flanges for attachment to panelboard, wall, and ceiling or floor.
- F.2.5 Gutter Extension and Barrier: Same gage and finish as panelboard enclosure; integral with enclosure body. Arrange to isolate individual panel sections.
- F.2.6 Finishes:
- i. Panels and Trim: Steel and galvanized steel, factory finished immediately after cleaning and preheating with manufacturer's standard two-coat, baked-on finish consisting of prime coat and thermosetting topcoat.
 - ii. Back Boxes: Galvanized steel Same finish as panels and trim.
 - iii. Fungus Proofing: Permanent fungicidal treatment for overcurrent protective devices and other components.
- F.2.7 Directory Card: Inside panelboard door, mounted in transparent card holder metal frame with transparent protective cover

F.3 Incoming Mains Location: Top or Bottom.

F.4 Phase, Neutral, and Ground Buses.

F.4.1 Material. Hard-drawn copper. 98 percent conductivity.

F.4.2 Equipment Ground Bus: Adequate for feeder and branch-circuit equipment grounding conductors; bonded to box.

F.4.3 Neutral Bus 100 percent of phase bus 4. Extra-Capacity Neutral Bus: Neutral bus rated 200 percent of phase bus and UL listed as suitable for nonlinear loads.


DEXTER B. ZAMUDIO
Planning and Programming Division


JOCELYN A. NAONG
Planning and Programming Division

Section VII. Drawings

[Insert here a list of Drawings. The actual Drawings, including site plans, should be attached to this section, or annexed in a separate folder.]

THE SITE



1 LOCATION MAP

SCALE: NTS

THE SITE



2 VICINITY MAP

SCALE: NTS



3 SITE DEVELOPMENT PLAN

SCALE: NTS

TABLE OF CONTENTS

ARCHITECTURAL

AR-1	VICINITY MAP LOCATION PLAN PERSPECTIVE
AR-2	SITE DEVELOPMENT PLAN
AR-3	FLOOR PLAN (EXISTING) FLOOR PLAN (PROPOSED)
AR-4	REFLECTED CEILING PLAN ROOF PLAN
AR-5	FRONT ELEVATION REAR ELEVATION RIGHT SIDE ELEVATION SECTION THRU 'W'
AR-6	HARDWARE CABINET DETAILS LETTERING DETAILS SCHEDULE OF DOORS AND WINDOWS
AR-7	FENCE DETAILS TYPICAL GRILLER DETAILS SCHEDULE OF GATES
AR-8	SINGLE STALL PORTABLE HAND WASHING STALL PLANS AND ELEVATIONS

STRUCTURAL

ST-1	GENERAL NOTES WALL FOOTING DETAILS STEEL SHAVING DETAILS COLUMN FOOTING DETAILS
ST-2	FOUNDATION PLAN ROOF FRAMING PLAN ROOF TRUSS DETAILS CANOPY ROOF FRAMING PLAN CANOPY ROOF TRUSS DETAILS
ST-4	SINGLE STALL PORTABLE HAND WASHING STALL PLANS, ELEVATIONS AND SECTION

PLUMBING

PL-1	GENERAL NOTES LEGEND AND SYMBOLS CATCH BASIN DETAIL
PL-2	WATER LINE LAYOUT SANITARY LINE LAYOUT

ELECTRICAL

EL-1	GENERAL NOTES LEGEND AND SYMBOLS MISCELLANEOUS DETAILS
EL-2	SCHEDULE OF LOADS SINGLE LINE DIAGRAM SERVICE ENTRANCE DETAILS
EL-3	LIGHTING LAYOUT POWER LAYOUT

MECHANICAL

ME-1	GENERAL NOTES LEGEND AND SYMBOLS AIR CONDITIONING UNIT LAYOUT SCHEDULE OF AIR CONDITIONING UNIT
------	--



Republika ng Pilipinas
Lungsod ng Quezon
CITY ENGINEERING DEPARTMENT

PROJECT TITLE:
**PROPOSED CONSTRUCTION OF HAND
WASHING FACILITY AND
REHABILITATION OF ALMA NOVA
DAY CARE CENTER**

LOCATION:
BRGY. SUIYO, DISTRICT 5, QUEZON CITY

DESIGNED BY:
DATE:
CHECKED BY:
REVISION NO.:

SUBMITTED BY:

ENGR. LEO S. DEL ROSARIO
HEAD, PLANNING & PROGRAMMING DIVISION

RECOMMENDED APPROVAL:

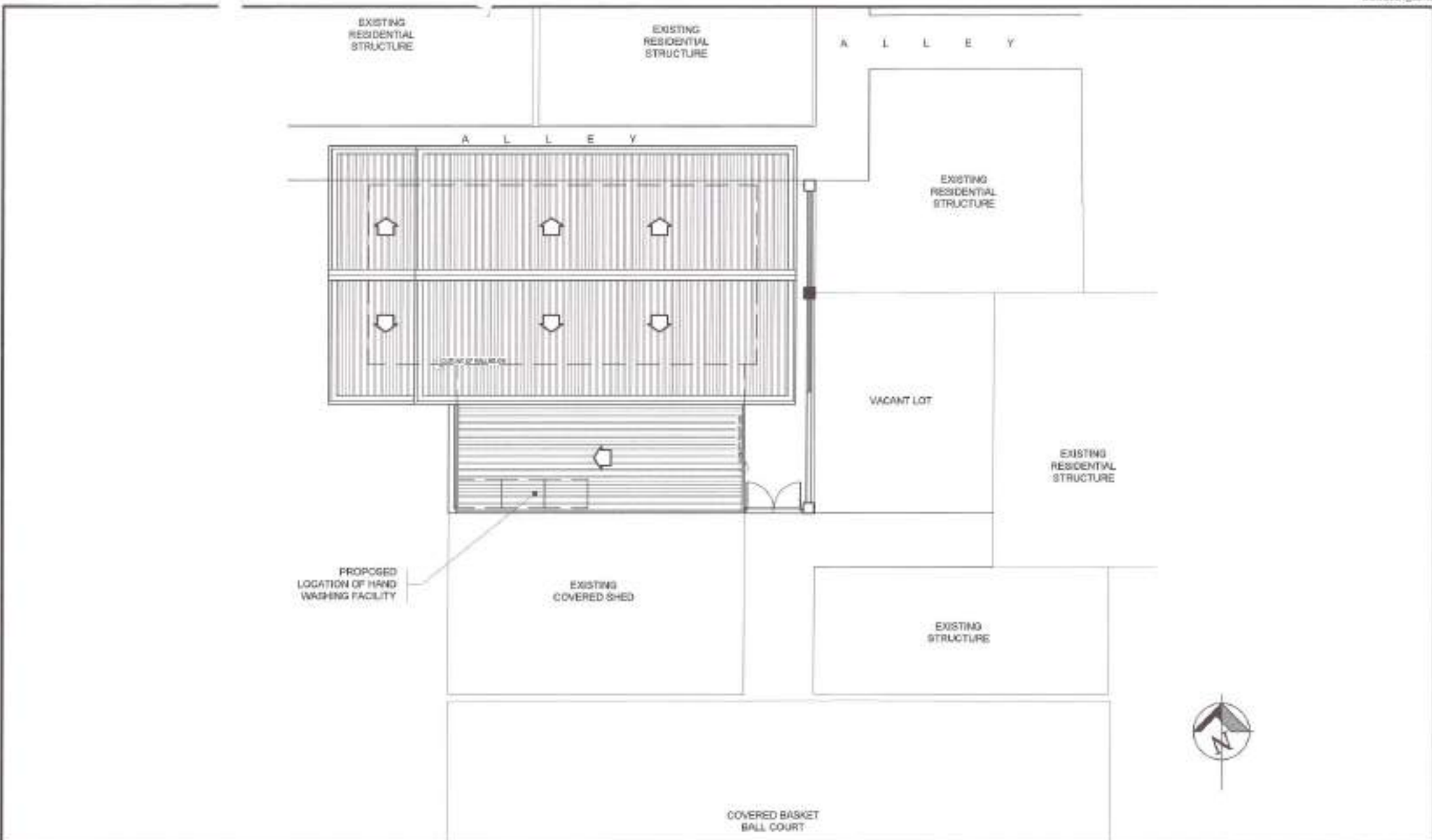
ENGR. ISAKANI R. VERZOSA, JR.
D.C., CIVIL ENGINEERING DEPARTMENT

APPROVED BY:

HON. MA. JOSEFINA O. BELMONTE
CITY MAYOR

SHEET DESIGN:
LOCATION MAP
VICINITY MAP
PERSPECTIVE

AR-01
01/18



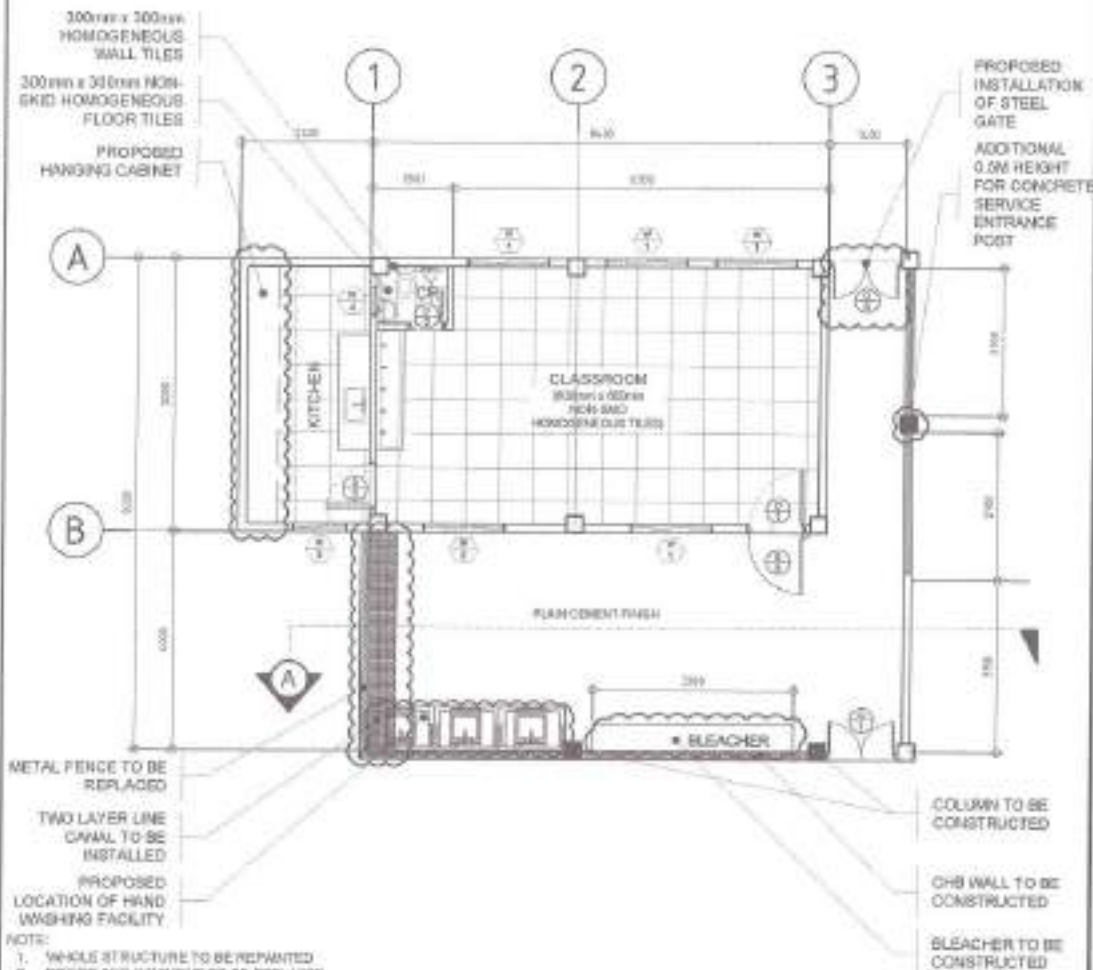
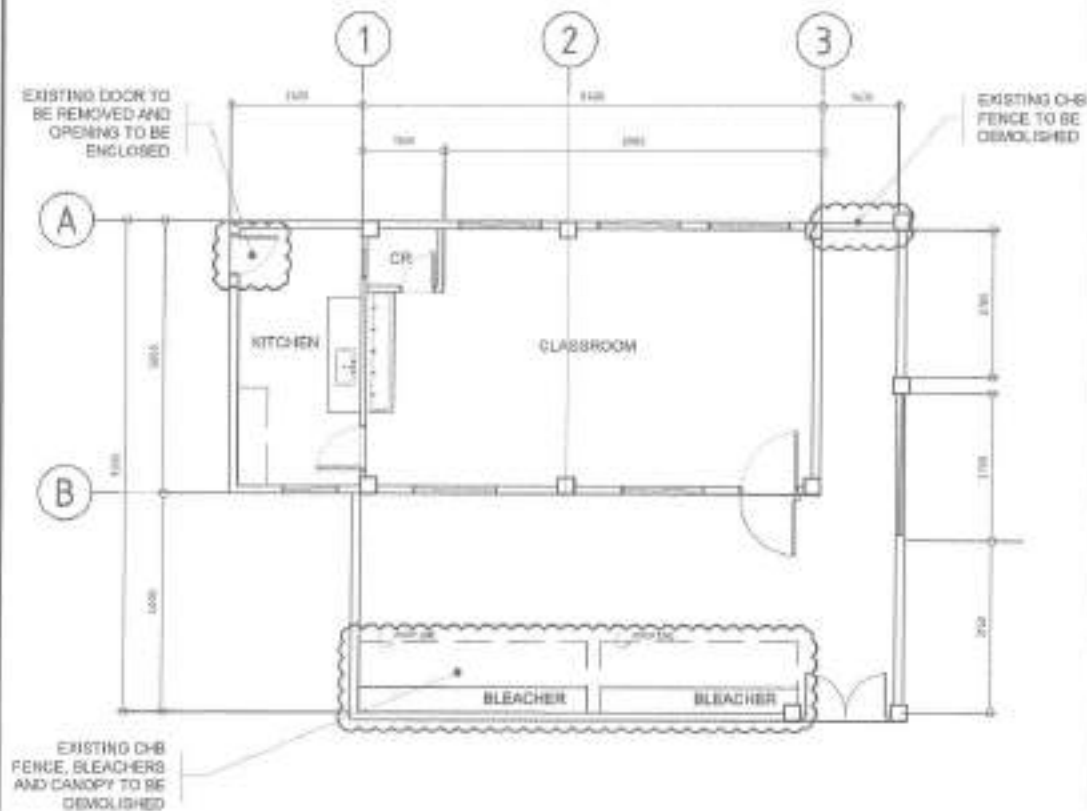
1 | SITE DEVELOPMENT PLAN

SCALE 1:100M



Republika ng Pilipinas
Lungsod ng Quezon
CITY ENGINEERING DEPARTMENT

PROJECT TITLE: PROPOSED CONSTRUCTION OF HAND WASHING FACILITY AND REHABILITATION OF ALMA NOVA DAY CARE CENTER	DRAWN BY: <i>[Signature]</i>	SUBMITTED BY: <i>[Signature]</i>	RECOMMENDING APPROVAL: <i>[Signature]</i>	APPROVED BY: <i>[Signature]</i>	SHEET CONTENT: SITE DEVELOPMENT PLAN	SHEET NO. AR-02 02 18
LOCATION: BDOY SAUPID, DISTRICT 8, QUEZON CITY	DATE: 08/18/21	CHECKED BY: <i>[Signature]</i>	ENGR. LEO S. DEL ROSARIO HEAD, PLANNING & PROGRAMMING DIVISION	ENGR. HUBERTAN R. VERZOSA, JR. CIC, CIVIL ENGINEERING DEPARTMENT	HON. MA. JOSEFINA O. BELMONTE CITY MAYOR	



- NOTE:
1. WHOLE STRUCTURE TO BE REPAINTED
 2. DOORS AND WINDOWS TO BE REPLACED
 3. HANGING CABINET TO BE REPLACED
 4. STEEL GATE AND FENCE TO BE REPLACED
 5. FLOOR AND WALL TILES TO BE REPLACED
 6. COUNTERTOP TILES TO BE REPLACED

1 FLOOR PLAN (EXISTING)

2 FLOOR PLAN (PROPOSED)

SCALE 1:100X

SCALE 1:100M



Republika ng Pilipinas
Lungsod ng Quezon
CITY ENGINEERING DEPARTMENT

PROJECT TITLE:
PROPOSED CONSTRUCTION OF HAND WASHING FACILITY AND REHABILITATION OF ALMA NOVA DAY CARE CENTER

LOCATION:
BPOY, BALVIG, DISTRICT 4, QUEZON CITY

DRAWN BY: *GA*
DATE:
CHECKED BY: *ZL*
REVISIONS:

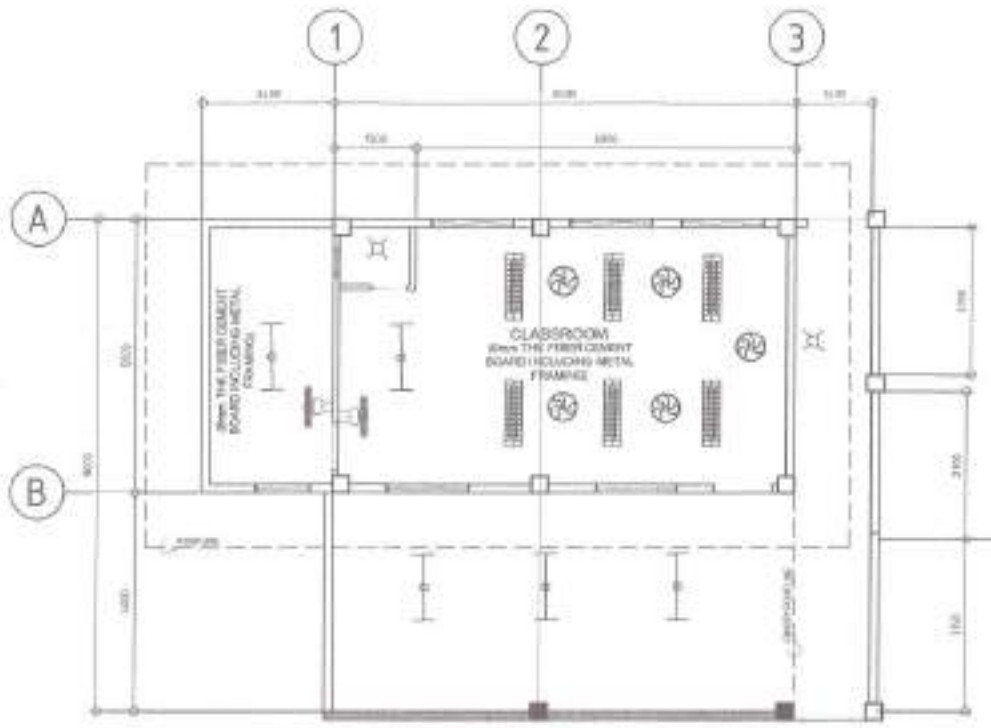
SUBMITTED BY:
[Signature]
ENGR. LEO S. DEL ROSARIO
HEAD, PLANNING & PROGRAM DIVISION

RECOMMENDING APPROVAL:
[Signature]
ENGR. JOHANN R. VERZOSA, JR.
DC, CITY ENGINEERING DEPARTMENT

APPROVED BY:
HON. MA. JOSEFINA G. BELMONTTE
CITY MAJOR

SHEET CONTENT:
FLOOR PLAN EXISTING
FLOOR PLAN PROPOSED

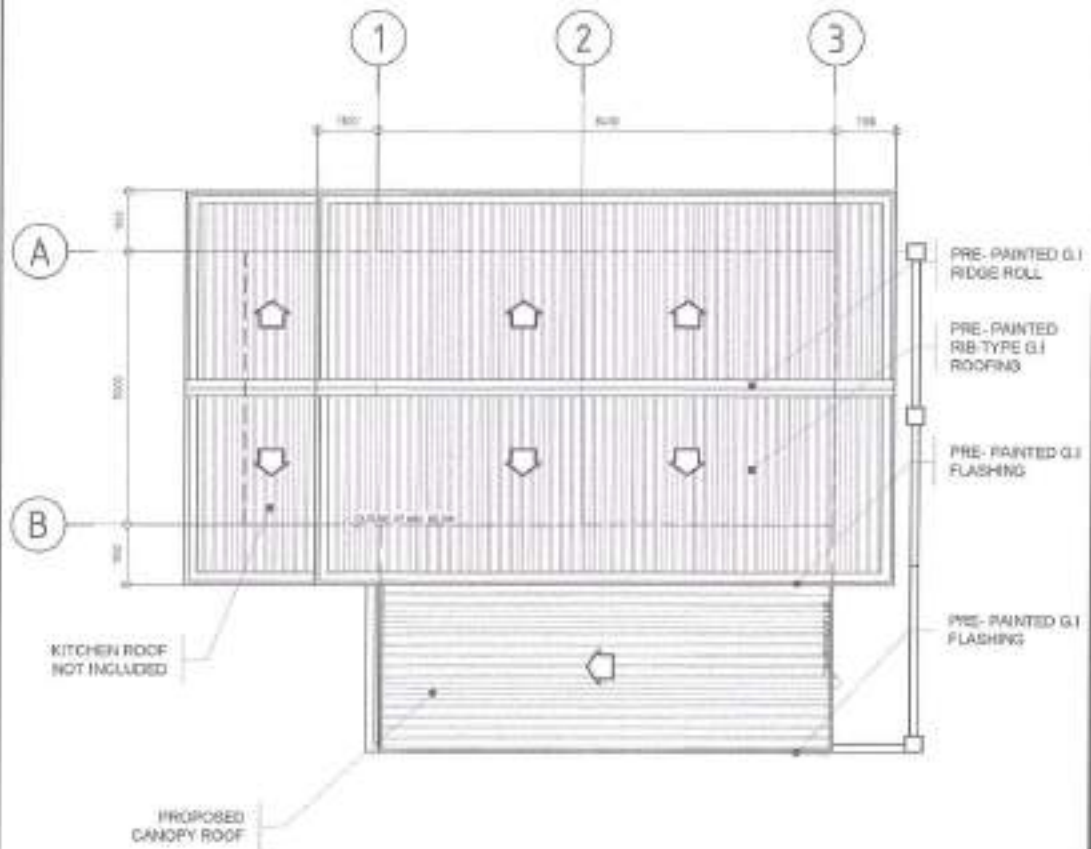
SHEET NO.
AR-03
03/18



- NOTE:
1. REPLACEMENT OF 8mm THK FIBER CEMENT BOARD INCLUDING ROOF EAVES
 2. REPLACEMENT OF 12mm x 300mm FIBER CEMENT PAROIA BOARD

1 REFLECTED CEILING PLAN

SCALE 1:100M

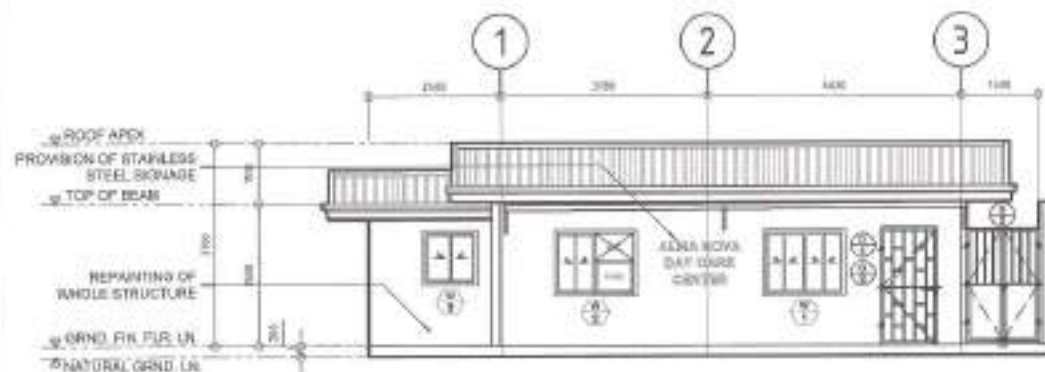


- NOTE:
1. ROOFING AND ACCESSORIES TO BE REPLACED
 2. PROVISION OF 8MM THK ONE GOOD ALUMINUM POLY THERMAL INSULATION

2 ROOF PLAN

SCALE 1:100M

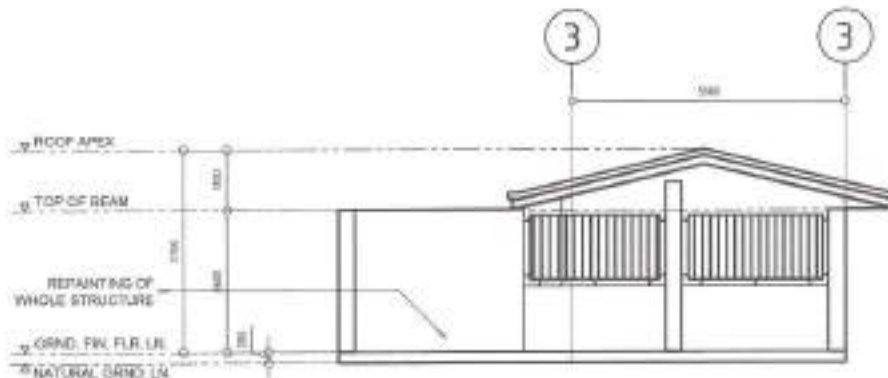
<p>REPUBLIC OF THE PHILIPPINES Lungsod ng Quezon CITY ENGINEERING DEPARTMENT</p>	PROJECT TITLE	DRAWN BY	SUBMITTED BY	RECOMMENDED APPROVAL	APPROVED BY	DIRECT CONTENT	DATE
	PROPOSED CONSTRUCTION OF HAND WASHING FACILITY AND REHABILITATION OF ALMA NOVA DAY CARE CENTER	DTS:				REFLECTED CEILING PLAN ROOF PLAN	
	LOCATION: BRGY. 3ALVDO, DISTRICT 8, ISLACION CITY	CHECKED BY	ENGR. LEO S. DEL ROSARIO HEAD, PLANNING & PROGRAMMING DIVISION	ENGR. ESMERALDA R. VERZOSA, JR. CH. OFF. ENGINEERING DEPARTMENT	HON. MA. JOSEFINA G. BELMONTE CITY ALCALDE		



NOTE:
1. PROVISION OF DAY CARE STORAGE

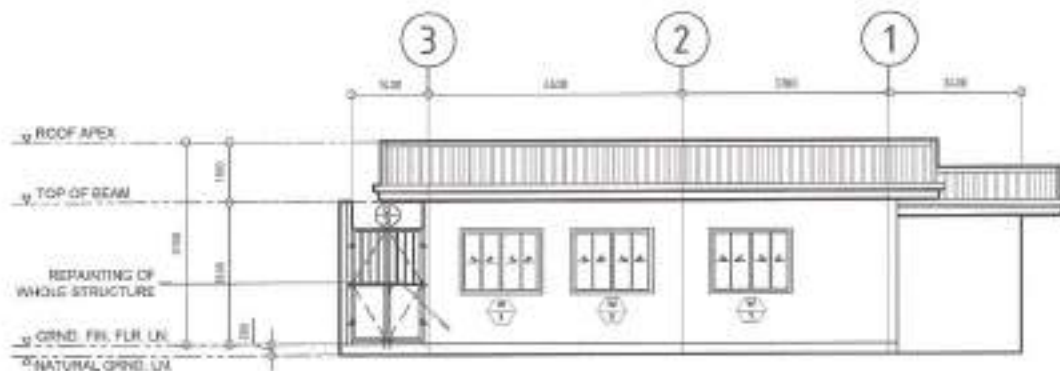
1 FRONT ELEVATION

SCALE 1:100M



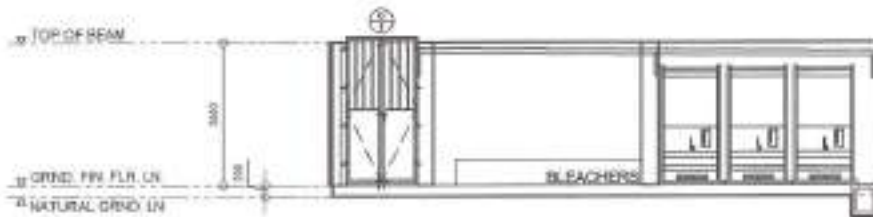
3 RIGHT SIDE ELEVATION

SCALE 1:100M



2 REAR ELEVATION

SCALE 1:100M



4 SECTION THRU "A"

SCALE 1:100M



Republika ng Pilipinas
Lungsod ng Quezon
CITY ENGINEERING DEPARTMENT

PROJECT TITLE:
**PROPOSED CONSTRUCTION OF HAND
WASHING FACILITY AND
REHABILITATION OF ALMA NOVA
DAY CARE CENTER**

LOCATION:
BRGY. WALYIS, DISTRICT 8, QUEZON CITY

DRAWN BY: *[Signature]*
DATE: 08/18/21
CHECKED BY: *[Signature]*
REVISION NO.:

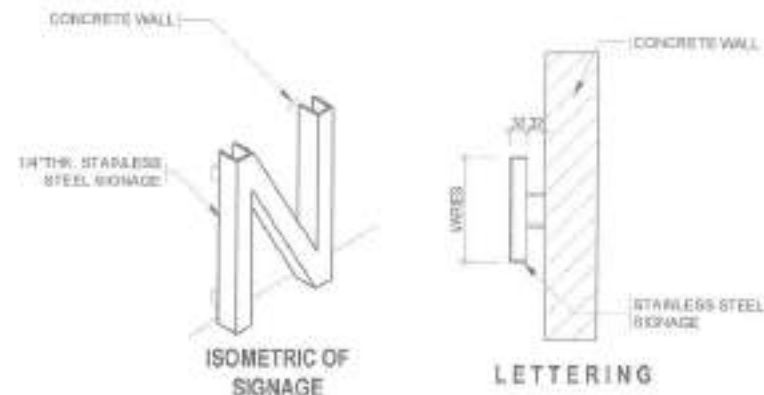
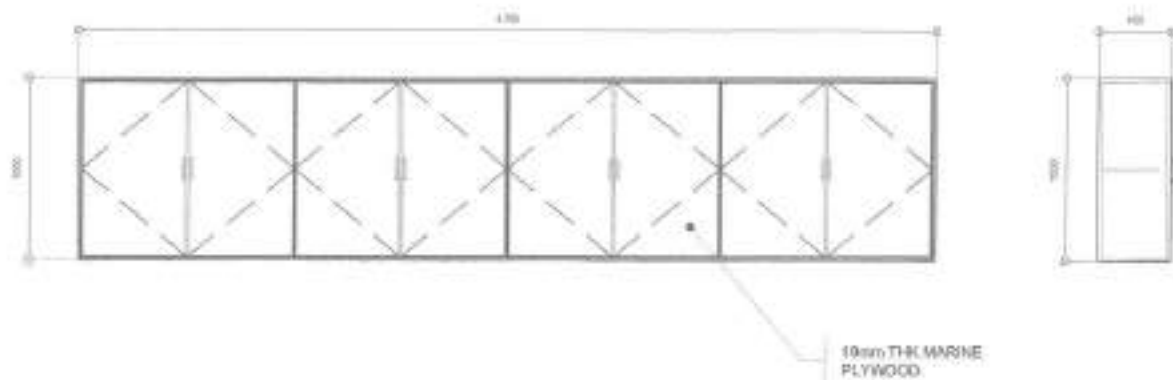
SUBMITTED BY:
[Signature]
ENGR. LEO S. DEL ROSARIO
HEAD, PLANNING & PROGRAMMING DIVISION

RECOMMENDING APPROVAL:
[Signature]
ENGR. EDUARDO R. VERZOSA, JR.
D/C, CITY ENGINEERING DEPARTMENT

APPROVED BY:
[Signature]
HON. MA. JOSEFINA G. BELMONTE
CITY MAYOR

SHEET CONTENT:
FRONT ELEVATION
REAR ELEVATION
RIGHT SIDE ELEVATION
SECTION "A-BLUM"

SHEET NO.:
AR-05
05/18

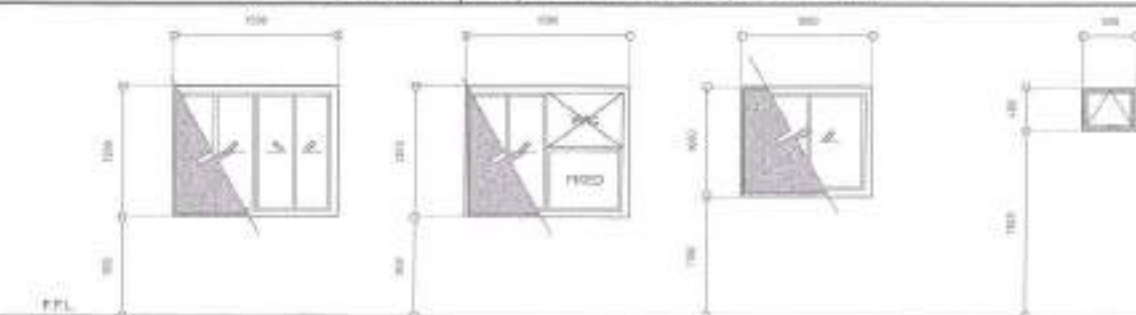
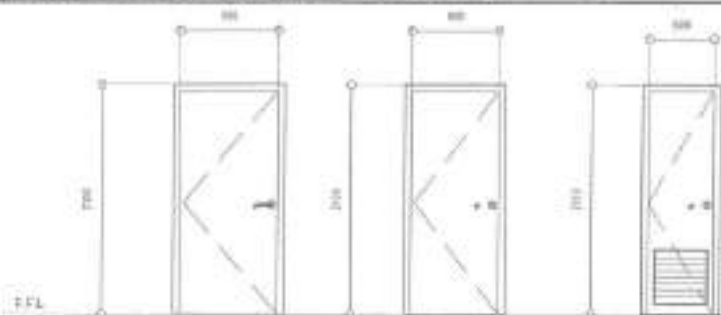


1 HANGING CABINET DETAILS

SCALE 1:300A

2 LETTERING DETAILS

SCALE 1:100B



NAME	⊕	⊕	⊕
NO. OF SETS	1	1	1
DESCRIPTION	PANEL DOOR	PANEL DOOR	PVC DOOR WITH LOUVERS
LOCATION	CLASSROOM	KITCHEN	TOILET
REMARKS	COMPLETE ACCESSORIES DOOR KNOB, LEVER TYPE, SATIN STAINLESS FINISH	COMPLETE ACCESSORIES DOOR KNOB, LEVER TYPE, SATIN STAINLESS FINISH	COMPLETE ACCESSORIES DOOR KNOB, LEVER TYPE, SATIN STAINLESS FINISH

NAME	⊕	⊕	⊕	⊕
NO. OF SETS	4	1	1	1
DESCRIPTION	ALUMINUM FRAME POWDER COATED SLIDING WINDOW WITH 6mm THK CLEAR GLASS AND MOSQUITO SCREEN WITH COMPLETE FRAMES	ALUMINUM FRAME POWDER COATED SLIDING WINDOW WITH 6mm THK CLEAR GLASS AND MOSQUITO SCREEN WITH COMPLETE FRAMES	ALUMINUM FRAME POWDER COATED SLIDING WINDOW WITH 6mm THK CLEAR GLASS AND MOSQUITO SCREEN WITH COMPLETE FRAMES	ALUMINUM FRAME POWDER COATED AWNING WINDOW WITH 6mm THK CLEAR GLASS
LOCATION	CLASSROOM	CLASSROOM	CLASSROOM	CR.

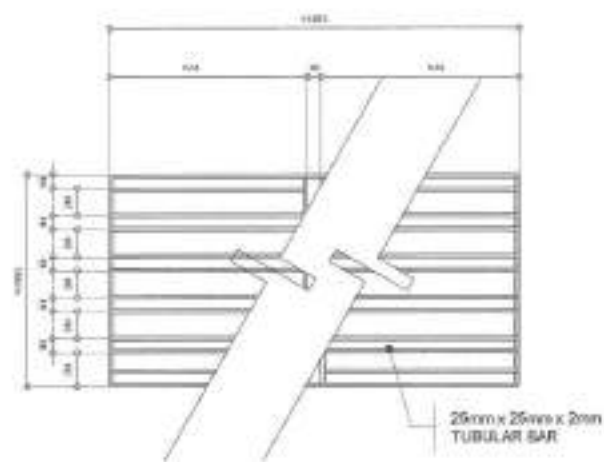
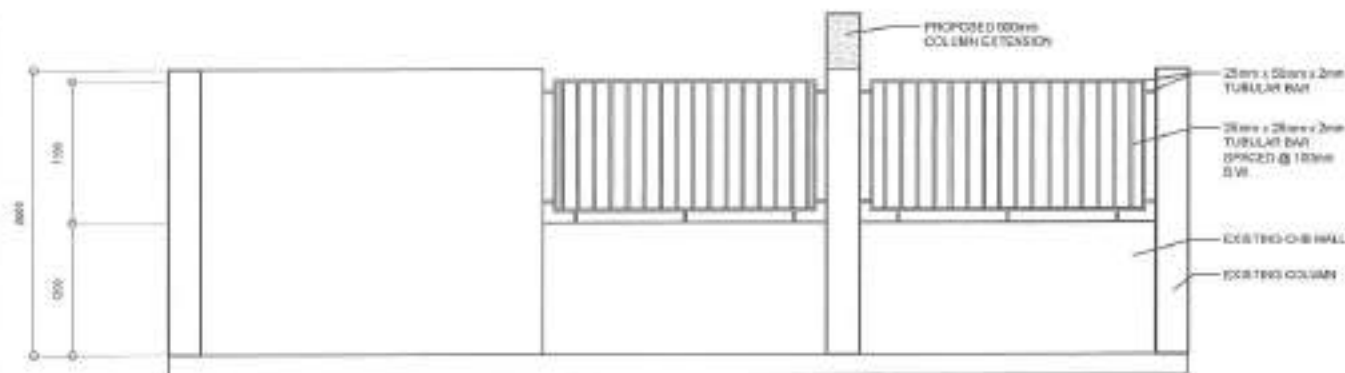
3 SCHEDULE OF DOORS AND WINDOWS

SCALE 1:300A



Republika ng Pilipinas
Lungsod ng Quezon
CITY ENGINEERING DEPARTMENT

PROJECT TITLE: PROPOSED CONSTRUCTION OF HAND WASHING FACILITY AND REHABILITATION OF ALMA NOVA DAY CARE CENTER	DRAWN BY: <i>[Signature]</i>	SUBMITTED BY: <i>[Signature]</i>	RECOMMENDED APPROVAL: <i>[Signature]</i>	APPROVED BY:	SHEET CONTENT:	SHEET NO:	
	DATE:	CHECKED BY: <i>[Signature]</i>	ENGR. LEO S. DEL ROSARIO HEAD, PLANNING & PROGRAMS DIVISION	ENGR. ISAGORN R. VERZOSA, JR. C.E. CITY ENGINEERING DEPARTMENT	HON. NA. JOSEFINA G. BELMONTE CITY MANOR	HANGING CABINET DETAILS LETTERING DETAILS SCHEDULES OF DOORS AND WINDOWS	AR-06 06/18
	VOICED BY: BRGY. CALVO, DISTRICT 1, QUEZON CITY	ENGINEERING:					

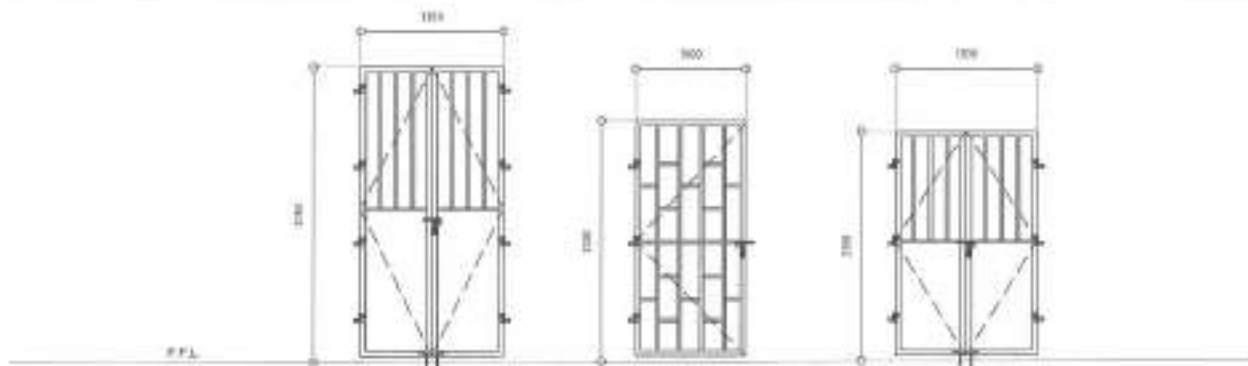


1 FENCE DETAILS

SCALE 1:300A

2 TYPICAL GRILLES DETAILS





SCALE 1:400A

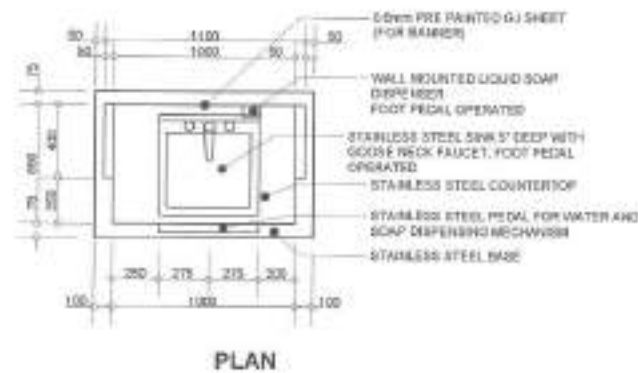


NAME	⊕	⊕	⊕
NO. OF BAYS	1	1	1
DESCRIPTION	50mm x 50mm x 2mm TUBULAR BAR (MAIN FRAME), 25mm x 25mm x 1.5mm TUBULAR BAR WITH G1 SHEET GAL. 18	50mm x 50mm x 2mm TUBULAR BAR (MAIN FRAME), 25mm x 25mm x 1.5mm TUBULAR BAR	50mm x 50mm x 2mm TUBULAR BAR (MAIN FRAME), 25mm x 25mm x 1.5mm TUBULAR BAR WITH G1 SHEET GAL. 18
LOCATION	FRONT GATE	CLASSROOM	BACK GATE
HARDWARE	BARREL BOLT, FOOT BOLT AND HINGES	BARREL BOLT AND HINGES	BARREL BOLT, FOOT BOLT AND HINGES

3 SCHEDULE OF GATES

SCALE 1:300A

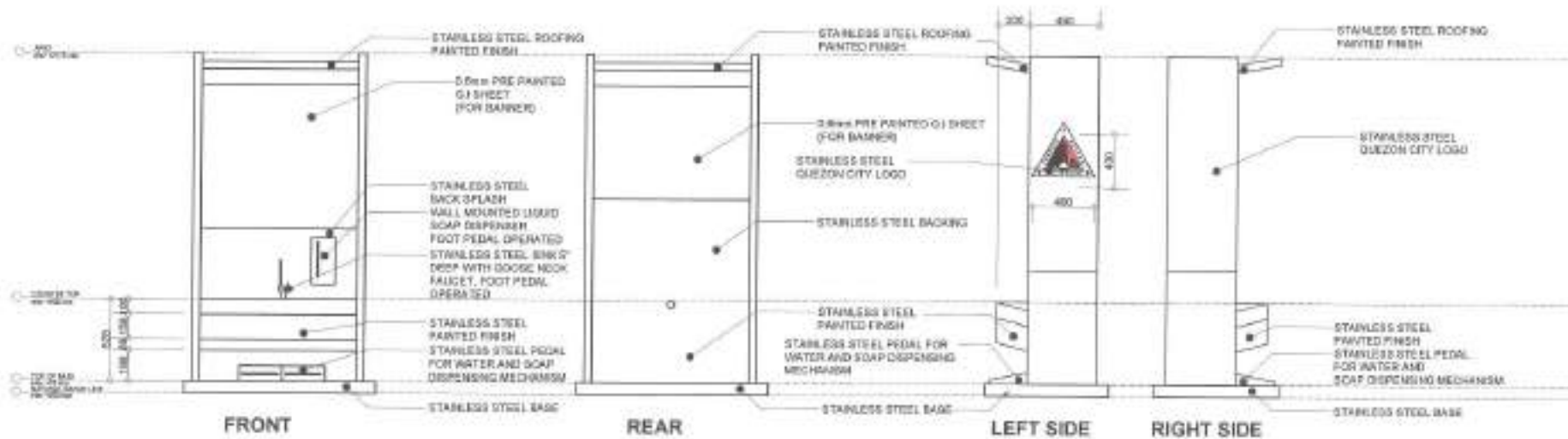
 <p>Republika ng Pilipinas Lungsod ng Quezon CITY ENGINEERING DEPARTMENT</p>	PROJECT TITLE: PROPOSED CONSTRUCTION OF HAND WASHING FACILITY AND REHABILITATION OF ALMA NOVA DAY CARE CENTER	DRAWN BY: <i>GA</i> DATE: 06-16-21	SUBMITTED BY:  ENGR. LEO S. DEL ROSARIO, HEAD, PLANNING & PROGRAMS DIVISION	RECOMMENDING APPROVAL:  ENGR. ISIDORO R. VERZOSA, JR., CIC CITY ENGINEERING DEPARTMENT	APPROVED BY:  HON. MA. JOSEFINA S. BELMONTE CITY MAJOR	SHEET CONTENT: FENCE DETAILS TYPICAL GRILLES DETAILS SCHEDULE OF GATES	SHEET NO. AR-07 07/18
	LOCATION: BRSP, BAUYO, DISTRICT 8, QUEZON CITY	REVISIONS:					



PLAN

1 SINGLE SINK PORTABLE HAND WASHING STALL PLAN

SCALE: 1:30=1



2 ELEVATIONS

SCALE: 1:30=1



Republika ng Pilipinas
Lungsod ng Quezon
CITY ENGINEERING DEPARTMENT

PROJECT TITLE: PROPOSED CONSTRUCTION OF HAND WASHING FACILITY AND REHABILITATION OF ALMA NOVA DAY CARE CENTER	DRAWN BY: <i>[Signature]</i> DATE: 08/18/21 CHECKED BY: <i>[Signature]</i>	SUBMITTED BY: ENGR. LEO S. DEL ROSARIO HEAD, PLANNING & PROGRAM MANAGEMENT	RECOMMENDING APPROVAL: ENGR. ISMAEL R. VERZOSA, JR. C.C. & ENGINEERING SUPERVISOR	APPROVED BY: HON. MA. JOSEFINA G. BELMONTÉ CITY MAJOR	SHEET COUNT: SINGLE SINK PORTABLE HAND WASHING STALL PLAN ELEVATIONS	SHEET NO. AR-08 08 18
LOCATION: BHPF, SALUO, DISTRICT 6, QUEZON CITY	NOVASCAN NO.:					

GENERAL

1. CONSTRUCTION SHALL BE IN ACCORDANCE WITH THE LATEST EDITIONS OF THE NATIONAL BUILDING CODE OF THE PHILIPPINES (NBCP) AND ALL APPLICABLE LOCAL ORDINANCES.
2. THE CONTRACTOR SHALL BE RESPONSIBLE FOR OBTAINING ALL NECESSARY PERMITS AND APPROVALS FROM THE LOCAL GOVERNMENT AND ALL APPLICABLE AGENCIES.
3. THE CONTRACTOR SHALL BE RESPONSIBLE FOR OBTAINING ALL NECESSARY PERMITS AND APPROVALS FROM THE LOCAL GOVERNMENT AND ALL APPLICABLE AGENCIES.
4. THE CONTRACTOR SHALL BE RESPONSIBLE FOR OBTAINING ALL NECESSARY PERMITS AND APPROVALS FROM THE LOCAL GOVERNMENT AND ALL APPLICABLE AGENCIES.
5. THE CONTRACTOR SHALL BE RESPONSIBLE FOR OBTAINING ALL NECESSARY PERMITS AND APPROVALS FROM THE LOCAL GOVERNMENT AND ALL APPLICABLE AGENCIES.

CONCRETE & REINFORCEMENT

1. ALL CONCRETE SHALL BE PLACED AND FINISHED IN ACCORDANCE WITH THE LATEST EDITIONS OF THE NATIONAL BUILDING CODE OF THE PHILIPPINES (NBCP) AND ALL APPLICABLE LOCAL ORDINANCES.
2. ALL CONCRETE SHALL BE PLACED AND FINISHED IN ACCORDANCE WITH THE LATEST EDITIONS OF THE NATIONAL BUILDING CODE OF THE PHILIPPINES (NBCP) AND ALL APPLICABLE LOCAL ORDINANCES.

LOCATION	STRENGTH	MAX. SIZE OF AGGREGATE	MAX. SLAB THICKNESS
1. SLAB ON GRADE OVER FLOORING	100 PSI (7.0 MPa)	1 1/2" (38mm)	4" (100mm)
2. WALL, COLUMN, & BEAM	100 PSI (7.0 MPa)	1 1/2" (38mm)	4" (100mm)
3. FLOOR SLAB	100 PSI (7.0 MPa)	1 1/2" (38mm)	4" (100mm)

1. ALL REINFORCEMENT SHALL BE PLACED AND FINISHED IN ACCORDANCE WITH THE LATEST EDITIONS OF THE NATIONAL BUILDING CODE OF THE PHILIPPINES (NBCP) AND ALL APPLICABLE LOCAL ORDINANCES.
2. ALL REINFORCEMENT SHALL BE PLACED AND FINISHED IN ACCORDANCE WITH THE LATEST EDITIONS OF THE NATIONAL BUILDING CODE OF THE PHILIPPINES (NBCP) AND ALL APPLICABLE LOCAL ORDINANCES.

1. ALL REINFORCEMENT SHALL BE PLACED AND FINISHED IN ACCORDANCE WITH THE LATEST EDITIONS OF THE NATIONAL BUILDING CODE OF THE PHILIPPINES (NBCP) AND ALL APPLICABLE LOCAL ORDINANCES.
2. ALL REINFORCEMENT SHALL BE PLACED AND FINISHED IN ACCORDANCE WITH THE LATEST EDITIONS OF THE NATIONAL BUILDING CODE OF THE PHILIPPINES (NBCP) AND ALL APPLICABLE LOCAL ORDINANCES.

1. ALL REINFORCEMENT SHALL BE PLACED AND FINISHED IN ACCORDANCE WITH THE LATEST EDITIONS OF THE NATIONAL BUILDING CODE OF THE PHILIPPINES (NBCP) AND ALL APPLICABLE LOCAL ORDINANCES.
2. ALL REINFORCEMENT SHALL BE PLACED AND FINISHED IN ACCORDANCE WITH THE LATEST EDITIONS OF THE NATIONAL BUILDING CODE OF THE PHILIPPINES (NBCP) AND ALL APPLICABLE LOCAL ORDINANCES.

1. ALL REINFORCEMENT SHALL BE PLACED AND FINISHED IN ACCORDANCE WITH THE LATEST EDITIONS OF THE NATIONAL BUILDING CODE OF THE PHILIPPINES (NBCP) AND ALL APPLICABLE LOCAL ORDINANCES.
2. ALL REINFORCEMENT SHALL BE PLACED AND FINISHED IN ACCORDANCE WITH THE LATEST EDITIONS OF THE NATIONAL BUILDING CODE OF THE PHILIPPINES (NBCP) AND ALL APPLICABLE LOCAL ORDINANCES.

1. ALL REINFORCEMENT SHALL BE PLACED AND FINISHED IN ACCORDANCE WITH THE LATEST EDITIONS OF THE NATIONAL BUILDING CODE OF THE PHILIPPINES (NBCP) AND ALL APPLICABLE LOCAL ORDINANCES.
2. ALL REINFORCEMENT SHALL BE PLACED AND FINISHED IN ACCORDANCE WITH THE LATEST EDITIONS OF THE NATIONAL BUILDING CODE OF THE PHILIPPINES (NBCP) AND ALL APPLICABLE LOCAL ORDINANCES.

1. ALL REINFORCEMENT SHALL BE PLACED AND FINISHED IN ACCORDANCE WITH THE LATEST EDITIONS OF THE NATIONAL BUILDING CODE OF THE PHILIPPINES (NBCP) AND ALL APPLICABLE LOCAL ORDINANCES.
2. ALL REINFORCEMENT SHALL BE PLACED AND FINISHED IN ACCORDANCE WITH THE LATEST EDITIONS OF THE NATIONAL BUILDING CODE OF THE PHILIPPINES (NBCP) AND ALL APPLICABLE LOCAL ORDINANCES.

1. ALL REINFORCEMENT SHALL BE PLACED AND FINISHED IN ACCORDANCE WITH THE LATEST EDITIONS OF THE NATIONAL BUILDING CODE OF THE PHILIPPINES (NBCP) AND ALL APPLICABLE LOCAL ORDINANCES.
2. ALL REINFORCEMENT SHALL BE PLACED AND FINISHED IN ACCORDANCE WITH THE LATEST EDITIONS OF THE NATIONAL BUILDING CODE OF THE PHILIPPINES (NBCP) AND ALL APPLICABLE LOCAL ORDINANCES.

1. ALL REINFORCEMENT SHALL BE PLACED AND FINISHED IN ACCORDANCE WITH THE LATEST EDITIONS OF THE NATIONAL BUILDING CODE OF THE PHILIPPINES (NBCP) AND ALL APPLICABLE LOCAL ORDINANCES.
2. ALL REINFORCEMENT SHALL BE PLACED AND FINISHED IN ACCORDANCE WITH THE LATEST EDITIONS OF THE NATIONAL BUILDING CODE OF THE PHILIPPINES (NBCP) AND ALL APPLICABLE LOCAL ORDINANCES.

1. ALL REINFORCEMENT SHALL BE PLACED AND FINISHED IN ACCORDANCE WITH THE LATEST EDITIONS OF THE NATIONAL BUILDING CODE OF THE PHILIPPINES (NBCP) AND ALL APPLICABLE LOCAL ORDINANCES.
2. ALL REINFORCEMENT SHALL BE PLACED AND FINISHED IN ACCORDANCE WITH THE LATEST EDITIONS OF THE NATIONAL BUILDING CODE OF THE PHILIPPINES (NBCP) AND ALL APPLICABLE LOCAL ORDINANCES.

1. ALL REINFORCEMENT SHALL BE PLACED AND FINISHED IN ACCORDANCE WITH THE LATEST EDITIONS OF THE NATIONAL BUILDING CODE OF THE PHILIPPINES (NBCP) AND ALL APPLICABLE LOCAL ORDINANCES.
2. ALL REINFORCEMENT SHALL BE PLACED AND FINISHED IN ACCORDANCE WITH THE LATEST EDITIONS OF THE NATIONAL BUILDING CODE OF THE PHILIPPINES (NBCP) AND ALL APPLICABLE LOCAL ORDINANCES.

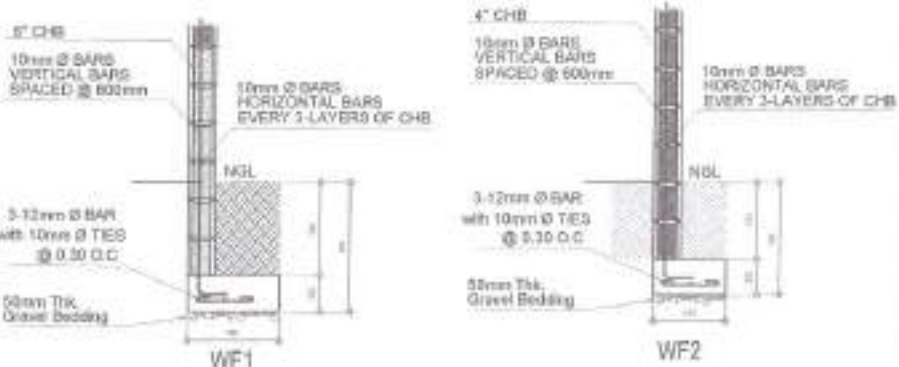
1. ALL REINFORCEMENT SHALL BE PLACED AND FINISHED IN ACCORDANCE WITH THE LATEST EDITIONS OF THE NATIONAL BUILDING CODE OF THE PHILIPPINES (NBCP) AND ALL APPLICABLE LOCAL ORDINANCES.
2. ALL REINFORCEMENT SHALL BE PLACED AND FINISHED IN ACCORDANCE WITH THE LATEST EDITIONS OF THE NATIONAL BUILDING CODE OF THE PHILIPPINES (NBCP) AND ALL APPLICABLE LOCAL ORDINANCES.

1. ALL REINFORCEMENT SHALL BE PLACED AND FINISHED IN ACCORDANCE WITH THE LATEST EDITIONS OF THE NATIONAL BUILDING CODE OF THE PHILIPPINES (NBCP) AND ALL APPLICABLE LOCAL ORDINANCES.
2. ALL REINFORCEMENT SHALL BE PLACED AND FINISHED IN ACCORDANCE WITH THE LATEST EDITIONS OF THE NATIONAL BUILDING CODE OF THE PHILIPPINES (NBCP) AND ALL APPLICABLE LOCAL ORDINANCES.

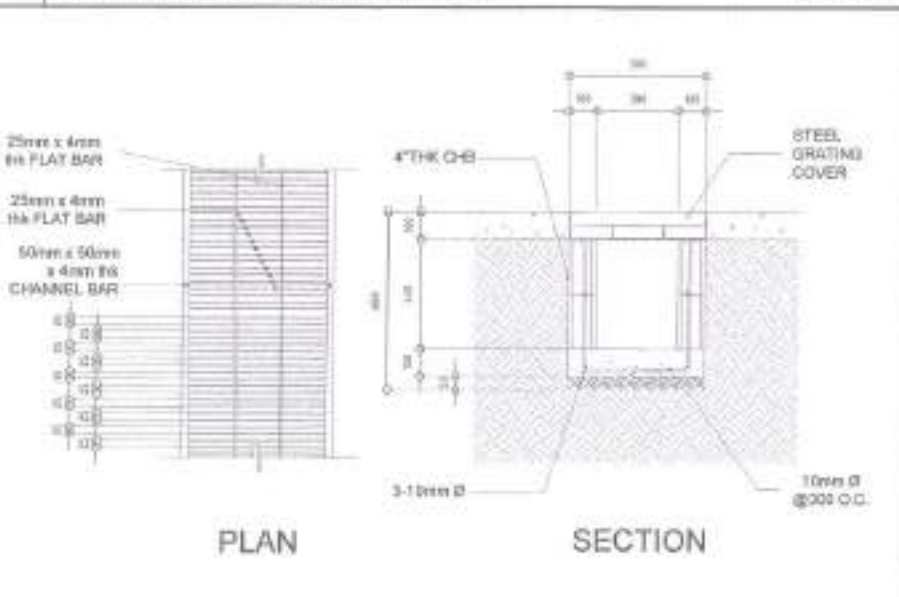
1. ALL REINFORCEMENT SHALL BE PLACED AND FINISHED IN ACCORDANCE WITH THE LATEST EDITIONS OF THE NATIONAL BUILDING CODE OF THE PHILIPPINES (NBCP) AND ALL APPLICABLE LOCAL ORDINANCES.
2. ALL REINFORCEMENT SHALL BE PLACED AND FINISHED IN ACCORDANCE WITH THE LATEST EDITIONS OF THE NATIONAL BUILDING CODE OF THE PHILIPPINES (NBCP) AND ALL APPLICABLE LOCAL ORDINANCES.

1. ALL REINFORCEMENT SHALL BE PLACED AND FINISHED IN ACCORDANCE WITH THE LATEST EDITIONS OF THE NATIONAL BUILDING CODE OF THE PHILIPPINES (NBCP) AND ALL APPLICABLE LOCAL ORDINANCES.
2. ALL REINFORCEMENT SHALL BE PLACED AND FINISHED IN ACCORDANCE WITH THE LATEST EDITIONS OF THE NATIONAL BUILDING CODE OF THE PHILIPPINES (NBCP) AND ALL APPLICABLE LOCAL ORDINANCES.

1. ALL REINFORCEMENT SHALL BE PLACED AND FINISHED IN ACCORDANCE WITH THE LATEST EDITIONS OF THE NATIONAL BUILDING CODE OF THE PHILIPPINES (NBCP) AND ALL APPLICABLE LOCAL ORDINANCES.
2. ALL REINFORCEMENT SHALL BE PLACED AND FINISHED IN ACCORDANCE WITH THE LATEST EDITIONS OF THE NATIONAL BUILDING CODE OF THE PHILIPPINES (NBCP) AND ALL APPLICABLE LOCAL ORDINANCES.

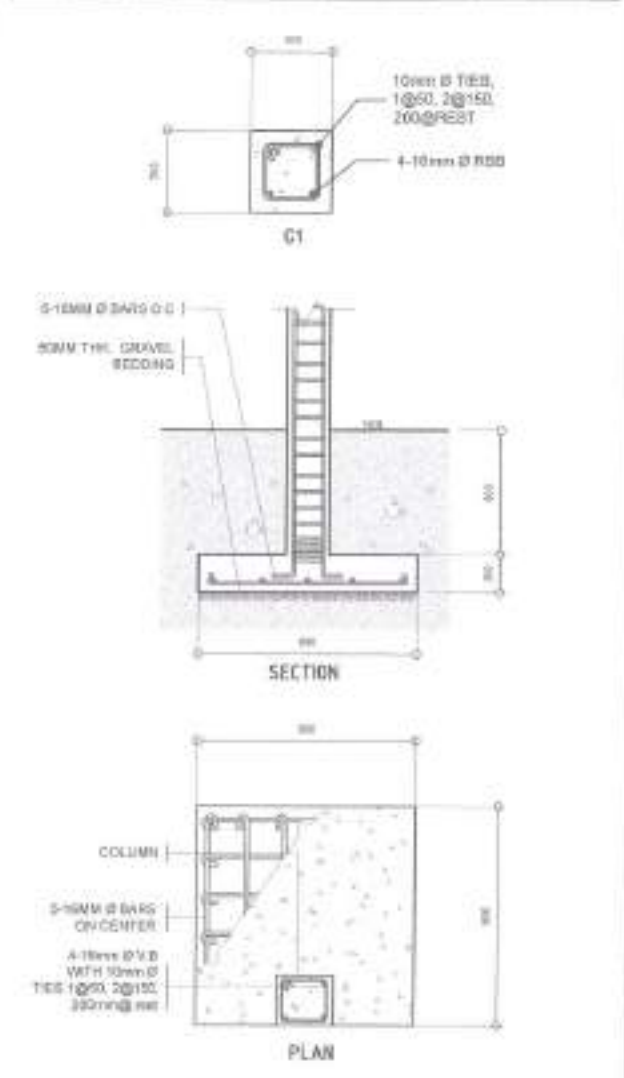


2 WALL FOOTING DETAILS SCALE 1:100M



3 STEEL GRATING DETAILS SCALE 1:30M

MARK	DIMENSION (mm)			REINFORCEMENTS		D	REMARKS
	B	L	I	ALONG B	ALONG L		
F1	800	800	300	3 - 10mm Ø	3 - 10mm Ø	1330	SQUARE FOOTING



4 COLUMN FOOTING DETAILS SCALE 1:20M

1 GENERAL NOTES SCALE NTS.

Republika ng Pilipin
Lungsod ng Quezon
CITY ENGINEERING DEPARTMENT

PROJECT TITLE:
PROPOSED CONSTRUCTION OF HAND WASHING FACILITY AND REHABILITATION OF ALMA NOVA DAY CARE CENTER

LOCATION:
SPRIG GALLEY, DISTRICT 6, QUEZON CITY

DRAWN BY: [Signature]

CHECKED BY: [Signature]

REVISIONS:

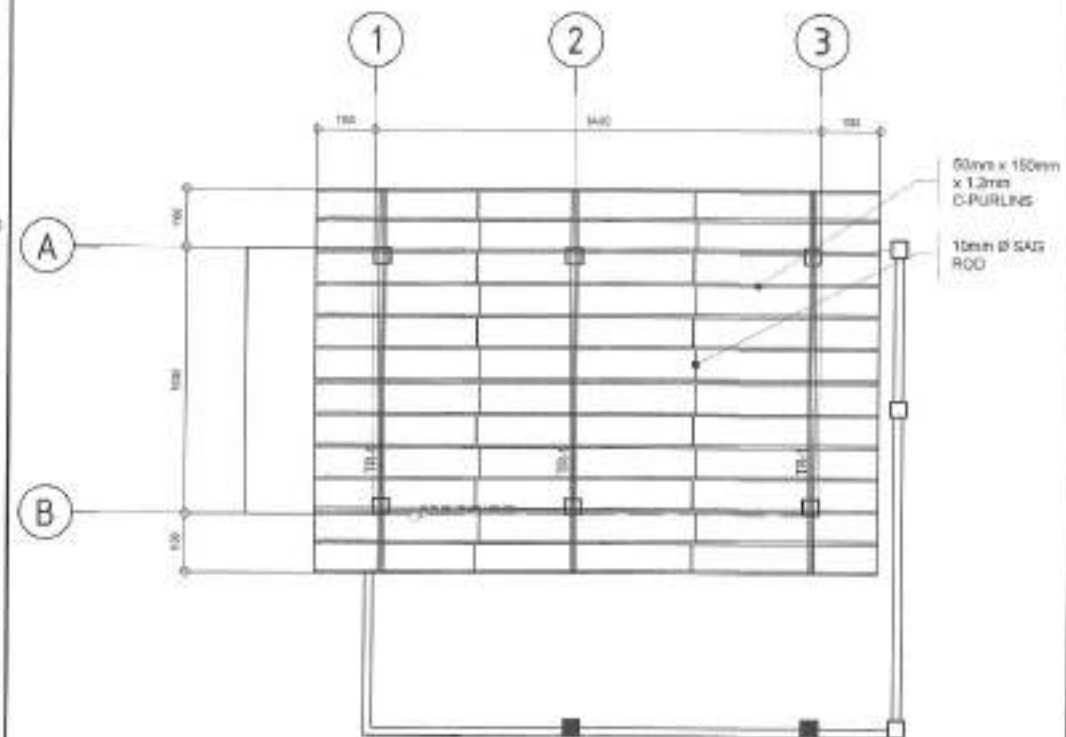
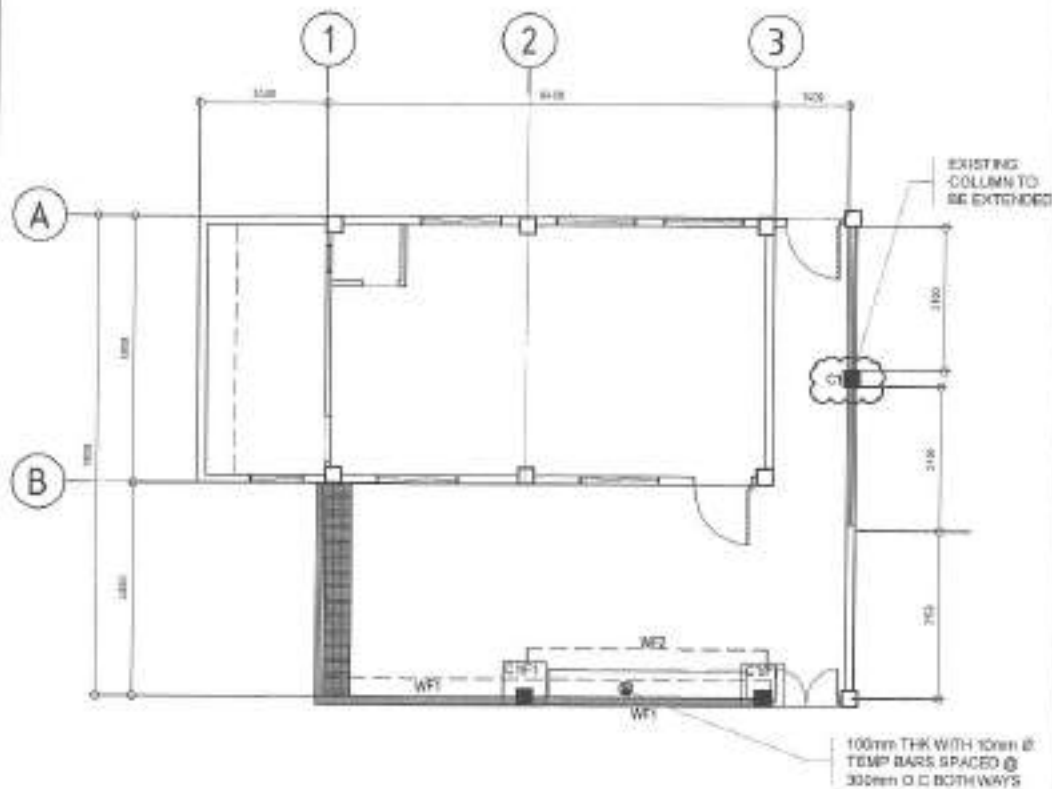
DESIGNED BY:
ENR. LEO S. DEL ROSARIO
HEAD, PLANNING & DESIGN DIVISION

RECOMMENDING APPROVAL:
ENR. [Signature]
DIC, CITY ENGINEERING DEPARTMENT

APPROVED BY:
HON. MA. JOSEFINA G. BELMONTE
CITY MAYOR

SHEET CONTENT:
GENERAL NOTES
WALL FOOTING DETAILS
STEEL GRATING DETAILS
COLUMN FOOTING DETAILS

SHEET NO.:
ST-01
09 18



NOTE:
1. ROOF FRAMING TO BE REPLACED

1 FOUNDATION PLAN

2 ROOF FRAMING PLAN

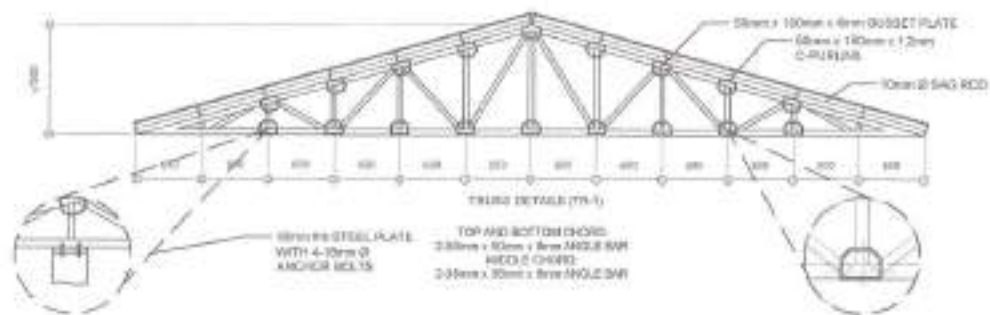
SCALE 1:100M

SCALE 1:100M



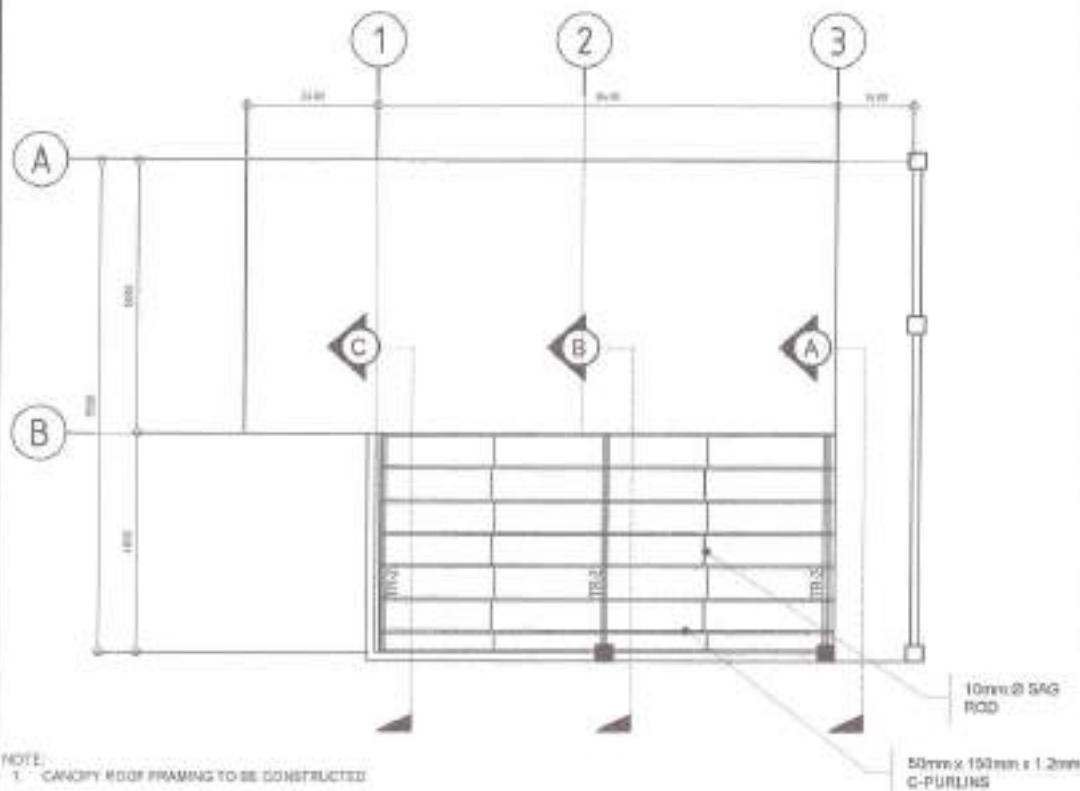
Republika ng Pilipinas
Lungsod ng Quezon
CITY ENGINEERING DEPARTMENT

PROJECT TITLE: PROPOSED CONSTRUCTION OF HAND WASHING FACILITY AND REHABILITATION OF ALMA NOVA DAY CARE CENTER	DRAWN BY: <i>[Signature]</i>	SUBMITTED BY: <i>[Signature]</i>	RECOMMENDING AGENCY: <i>[Signature]</i>	APPROVED BY: <i>[Signature]</i>	SHEET CONTENT: FOUNDATION PLAN ROOF FRAMING PLAN	SHEET NO. ST-02 10/18
LOCATION: BRGY. SALVO, DISTRICT 5, QUEZON CITY	CHECKED BY: <i>[Signature]</i>	ENGR. LEO S. DEL ROSARIO HEAD, PLANNING PROGRAM DIVISION	ENGR. ISABELA VERZOSA, JR. C.E. CITY ENGINEERING DEPARTMENT	HON. MA. JOSEFINA D. BELMONTE CITY MGR.		



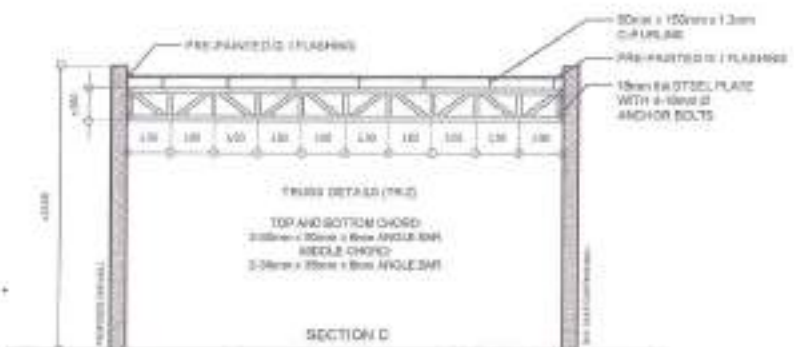
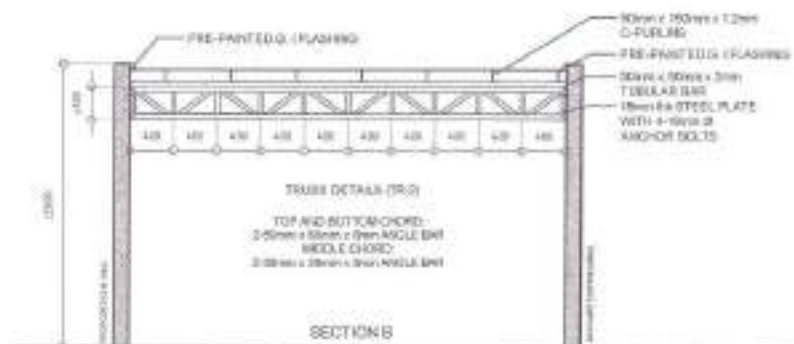
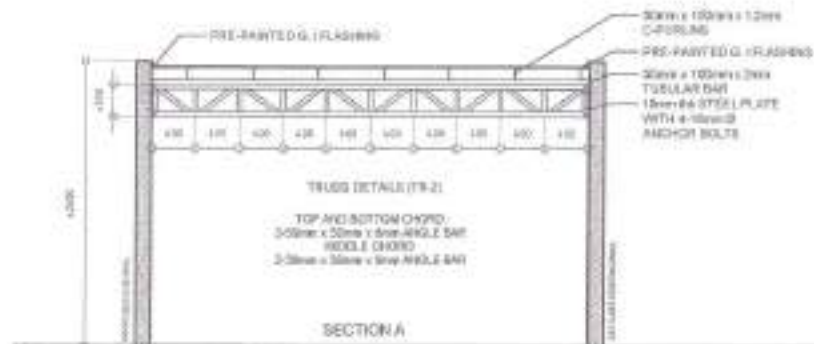
1 ROOF TRUSS DETAILS

SCALE 1:50M



2 CANOPY ROOF PLAN

SCALE 1:100M



3 CANOPY ROOF TRUSS DETAILS

SCALE 1:50M



Republika ng Pilipinas
Lungsod ng Quezon
CITY ENGINEERING DEPARTMENT

PROJECT TITLE:
**PROPOSED CONSTRUCTION OF HAND
WASHING FACILITY AND
REHABILITATION OF ALMA NOVA
DAY CARE CENTER**

LOCATION:
BAGY BAHAY DISTRICT 8, QUEZON CITY

Drawn by: *B*
DATE: 06.06.21
Checked by: *J*
REVISION NO:

SUBMITTED BY:
[Signature]
ENGR. LEO S. DEL ROSARIO
HEAD, PLANNING AND PROGRAMS DIVISION

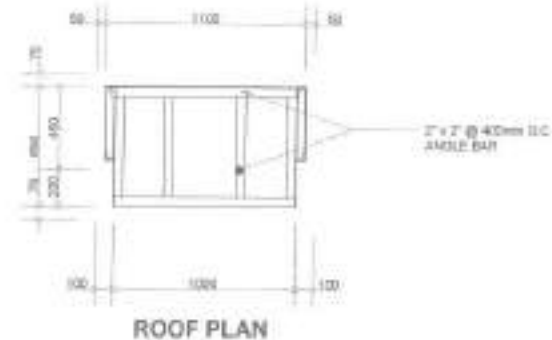
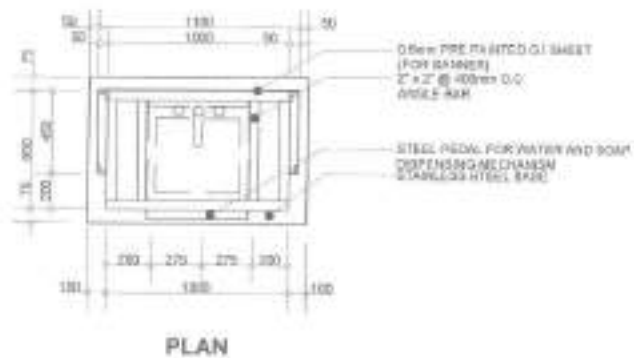
RECOMMENDING OFFICER:
[Signature]
ENGR. JOSEAN R. VERZOSA, JR.
CC, CITY ENGINEERING DEPARTMENT

APPROVED BY:
[Signature]
HON. MA. JOSEFINA G. BELMONTÉ
CITY MAYOR

SHEET CONTENT:
ROOF TRUSS DETAILS
CANOPY ROOF PLAN
CANOPY ROOF TRUSS
DETAILS

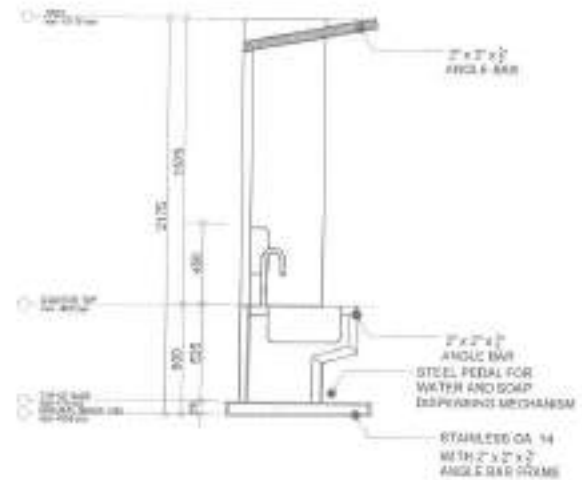
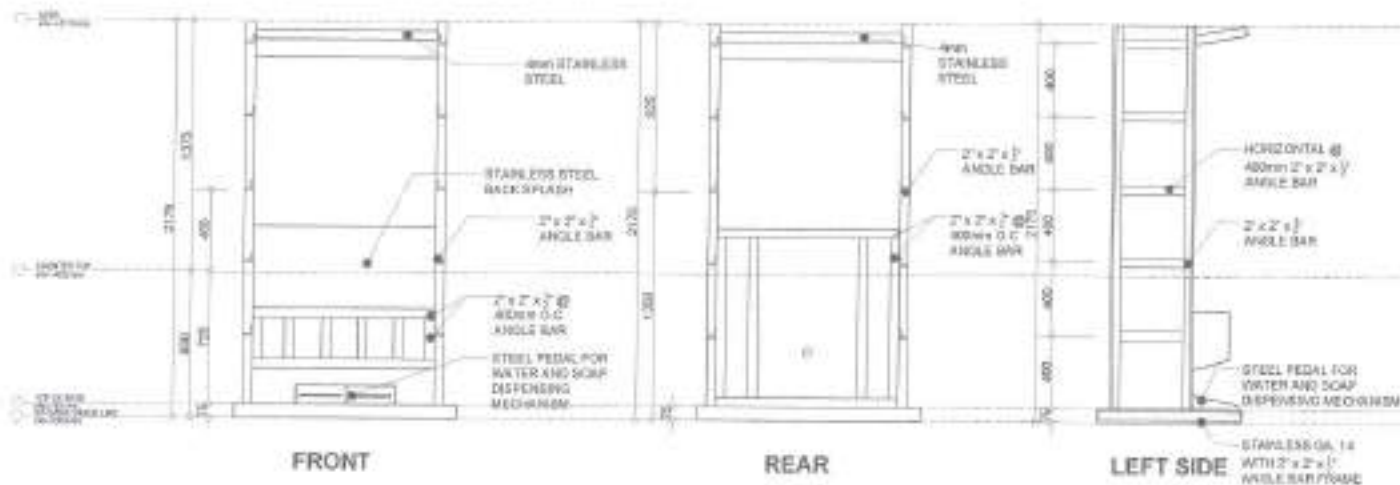
SHEET NO.

ST-03
11/18



1 SINGLE SINK PORTABLE HAND WASHING STALL PLAN

SCALE: 1:30mm



2 ELEVATIONS

SCALE: 1:30mm

3 TYPICAL SECTION

SCALE: 1:30mm



Republika ng Pilipinas
Lungsod ng Quezon
CITY ENGINEERING DEPARTMENT

PROJECT TITLE:
PROPOSED CONSTRUCTION OF HAND WASHING FACILITY AND REHABILITATION OF ALMA NOVA DAY CARE CENTER

LOCATION:
BRGY. SAUYO DISTRICT 7, QUEZON CITY

DRAWN BY: *[Signature]*
DATE:
CHECKED BY: *[Signature]*
REVISION NO.:

DESIGNED BY:
[Signature]
ENGR. LEO S. DEL ROSARIO
HEAD, PLANNING & PROJECTS DIVISION

RECOMMENDING APPROVER:
[Signature]
ENGR. MELANI R. VERZOSA, JR.
DCL, CITY ENGINEERING DEPARTMENT

APPROVED BY:
[Signature]
NON. MA. JOSEPIWA B. BELMONTE
CITY MANAGER

SHEET COUNT:
SINGLE SINK PORTABLE HAND WASHING STALL PLAN ELEVATIONS TYPICAL SECTION

SHEET NO.
ST-04
12/18

1 All plumbing works and materials indicated herein shall be compliant to the provisions of the latest edition of National Plumbing Code, the rules and regulations of local authorities concerned, the rules and regulations of local utility companies and the provisions of the land developer when and where applicable.

2 The plumbing layout is only diagrammatic; pipes, cleanouts and check valves shall be concealed as much as possible. It is not intended to show the actual dimension of the pipes and fixtures in the drawing but all the pipes and fixtures shall be installed as and where indicated. Any relocation will require proper execution in relation with other trades.

3 The plumbing contractor shall verify all existing utilities at the site and shall coordinate the work with other trades.

4 Pipes shall not be embedded in structural members unless otherwise specified or allowed.

5 Minimum slope for horizontal sewer lines shall be 1% and for drain lines shall be 5%.

6 Proposed plumbing utilities shall conform with the actual location, depth and invert elevation of all existing pipes/utilities.

7 Connection of fixtures to pipes and fittings shall be according to manufacturer's specifications.

8 All floor drains shall be vented individually.

9 All clean out ferrules shall be flush-mounted to wall and shall be provided with polished cover caps. Do not install floor clean outs except at lines on grade and service areas not subject to traffic.

10 All underground G.I. pipes in direct contact with soil shall be provided with two (2) coats of protective tar covering and wrapped with jute cloth thoroughly soaked in tar or asphalt.

11 Provide vent stack and vent pipe thru roof of cast iron service weight as required.

12 All cast iron pipes shall be of approved quality and G.I. pipes for water distribution lines shall be Schedule 40 U.S. standard weight.

13 Provide gate valves to all water supply lines to fixtures.

14 All hot water lines shall be provided with proper insulation where exposed.

15 All individual branches to fixtures or group of fixtures and/or equipments shall be provided with air chambers or capped vertical pipe extensions of dimensions as shown:

H = 450 mm for 19 mm Ø and larger

H = 300 mm for 12 mm Ø and smaller

16 All hose bibbs shall be 10 mm Ø (3/4" Ø) unless otherwise indicated.

17 Inlet pipe of septic tank is 50 mm higher than the siphon pipe which is 30 mm higher than the outlet pipe.

18 All plumbing works and manner of construction shall be under the direct supervision of an able and duly licensed Master Plumber or Registered Sanitary Engineer. Any discrepancies found in plan shall be referred to the same person.

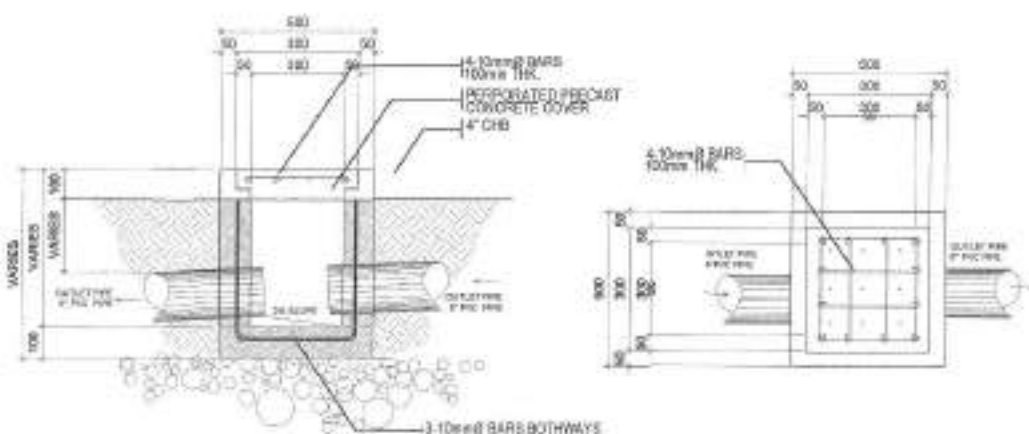
1. FIXTURES AND OTHER LEGEND

FD	FLOOR DRAIN
RD	ROOF DRAIN
SHO	SHOWER
WC	WATER CLOSET
LAV	LAVATORY
URNL	URINAL
KS	KITCHEN SINK
BD	BUILDING DRAIN
DD	DECK DRAIN
CCO	CESING CLEANOUT
FOD	FLOOR/GROUND CLEANOUT
DS	DOWNSPOUT
WV	WATER VALVE
R	mm DIAMETER
SHD	SHOWER DRAIN
CB	CATCH BASIN
MH	MANHOLE
→	DIRECTION OF FLOW
	GREASE TRAP

	LAWN FERRY
	TRENCH VALVE
	WALL TO WALL
	SILVER DRAIN
	WATER LINE
	SECT DRAIN CATCH BASIN
	FLOOR DRAIN
	SHOWER
	WATER LINE
	DATE VALVE
	SECT DRAIN
	CLEANOUT
	WYE DRAIN
	WYE UP
	WYE DOWN
	WYE CLEAN
	WYE (RIGHT) WATER DRAIN
	WATER CLOSET
	LAVATORY
	WATER
	TOILET DRAIN
	STORM DRAINAGE
	VENT LINE
	VENT ABOVE CEILING
	CORRECTIVE WYE DRAIN COND. WYE
	VENT THRU ROOF
	DIRECTION OF FLOW

2 LEGEND AND SYMBOLS

SCALE: NTS



1 GENERAL NOTES

SCALE: NTS

3 CATCH BASIN DETAIL

SCALE: NTS



Republika ng Pilipinas
Lungsod ng Quezon
CITY ENGINEERING DEPARTMENT

PROJECT TITLE: PROPOSED CONSTRUCTION OF HAND WASHING FACILITY AND REHABILITATION OF ALMA NOVA DAY CARE CENTER	DRAWN BY: <i>[Signature]</i>	SUBMITTED BY: <i>[Signature]</i>	RECOMMENDING APPROVAL: <i>[Signature]</i>	APPROVED BY: <i>[Signature]</i>	SHEET COMMENT: GENERAL SYMBOL LEGEND AND SYMBOLS CATCH BASIN DETAIL	SHEET NO: PL-01 13/18
DATE: CHECKED BY: <i>[Signature]</i>	DESIGNED BY: ENGR. LEO S. DEL ROSARIO HEAD, PLUMBING & MECHANICAL DIVISION	ENGR. JOSE ANE R. VERZOSA, JR. DEPUTY HEAD, PLUMBING DIVISION	HON. MA. JOSEFINA G. BELMONTE CITY MAYOR			

LIGHTING AND POWER PANEL (TO BE REPLACED)

CIT. NO.	LOAD DESCRIPTION	VOLTS	VA	AMP	AT	SIZE OF	
						WIRE	CONDUITS
1	13-LIGHTING FIXTURES	230	1308	5.85	20	2 - 5.0mm ² THHN COPPER WIRE 1W GROUND WIRE	R 20mm ² PVC PIPE
2	5-CONVENIENCE OUTLET	230	900	3.91	20	2 - 5.0mm ² THHN COPPER WIRE 1W GROUND WIRE	R 20mm ² PVC PIPE
3	8-CEILING FAN	230	800	3.49	20	2 - 5.0mm ² THHN COPPER WIRE 1W GROUND WIRE	R 20mm ² PVC PIPE
4	AIR CONDITIONING UNIT	230	3910	17	35	2 - 5.0mm ² THHN COPPER WIRE 1W GROUND WIRE	R 25mm ² PVC PIPE
			7,010	30.47			

COMPUTATION:

$$IT = (30.47 A) \times (1.25) = 38.09 A$$

$$IT = 38.09 A$$

OVER CURRENT PROTECTION

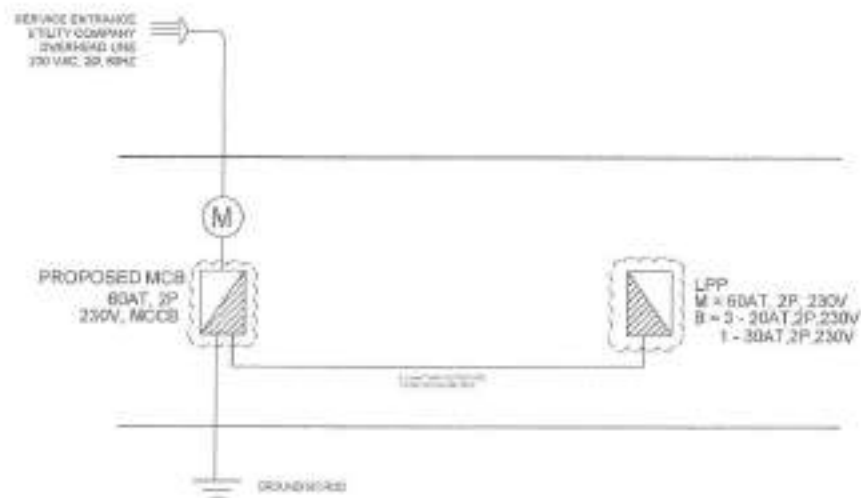
USE 1-60AT, 2P, 230V MCCB

MAIN FEEDER

USE 2 - 16.0mm² THHN COPPER WIRE & 1-6.0mm² TW GROUND WIRE
R 25mm² IMC PIPE

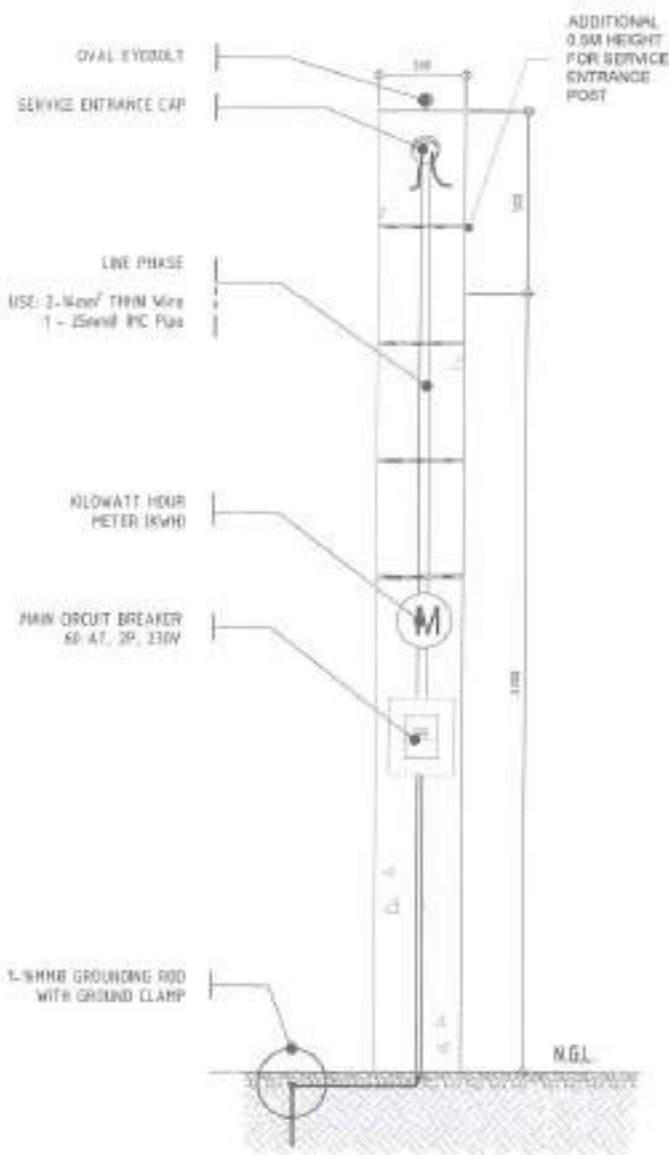
1 SCHEDULE OF LOADS

SCALE: NTS



2 SINGLE LINE DIAGRAM

SCALE: NTS



3 SERVICE ENTRANCE DETAILS

SCALE: NTS



Rehabilitating Pilipinas
Lungsod ng Quezon
CITY ENGINEERING DEPARTMENT

PROJECT TITLE:
PROPOSED CONSTRUCTION OF HAND WASHING FACILITY AND REHABILITATION OF ALMA NOVA DAY CARE CENTER

LOCATION:
8807 BALAY DISTRICT 6, QUEZON CITY

DRAWN BY: *[Signature]*
DATE:
CHECKED BY: *[Signature]*
REVISIONS:

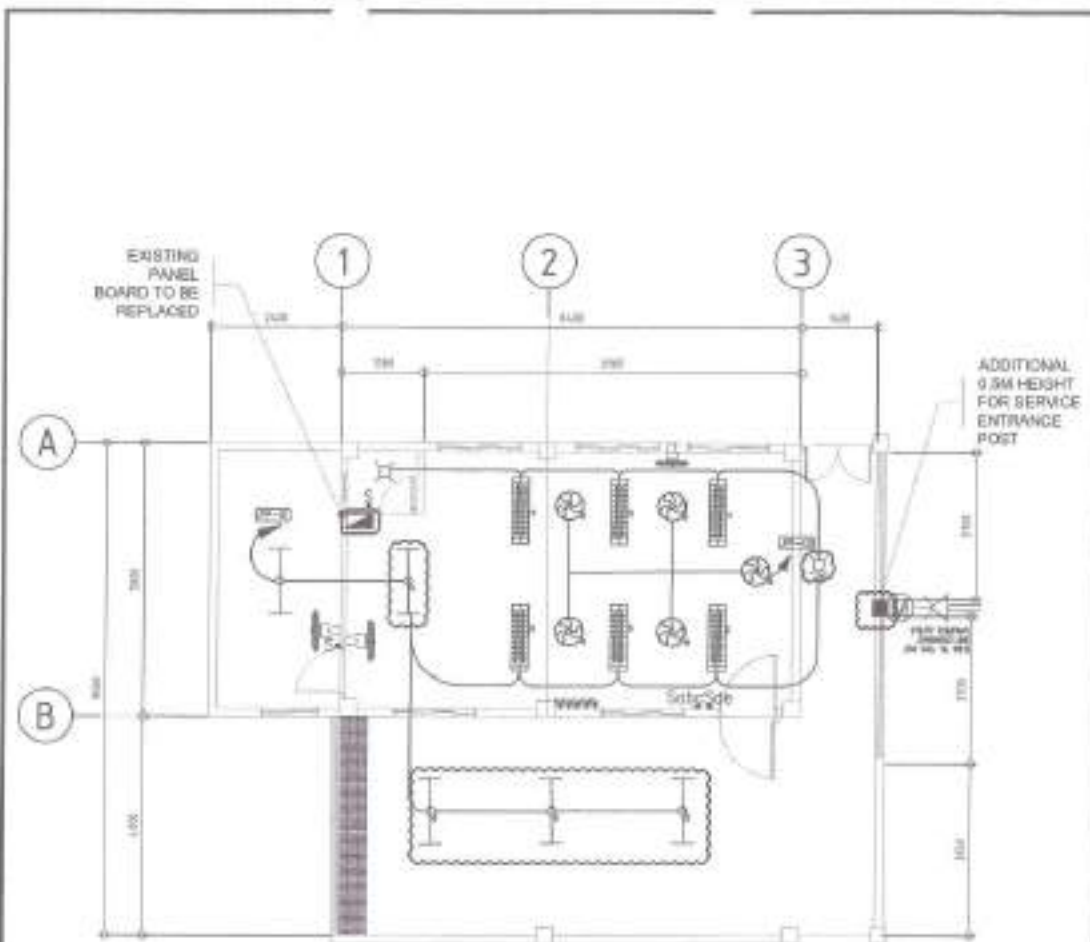
DESIGNED BY:
[Signature]
ENGR. LEY S. DEL ROSARIO
HEAD, PLANNING & PROGRAM DIVISION

ENGINEERING APPROVAL:
[Signature]
ENGR. ISMAEL R. VERZOSA, JR.
D.C. CITY ENGINEER (RETIRED)

APPROVED BY:
[Signature]
HON. MA. JOSEFINA D. BELMONTE
CITY MARCH

DRAWING CONTENT:
SCHEDULE OF LOADS
SINGLE LINE DIAGRAM
SERVICE ENTRANCE
DETAILS

DRAWING NO.:
EL-02
16/18

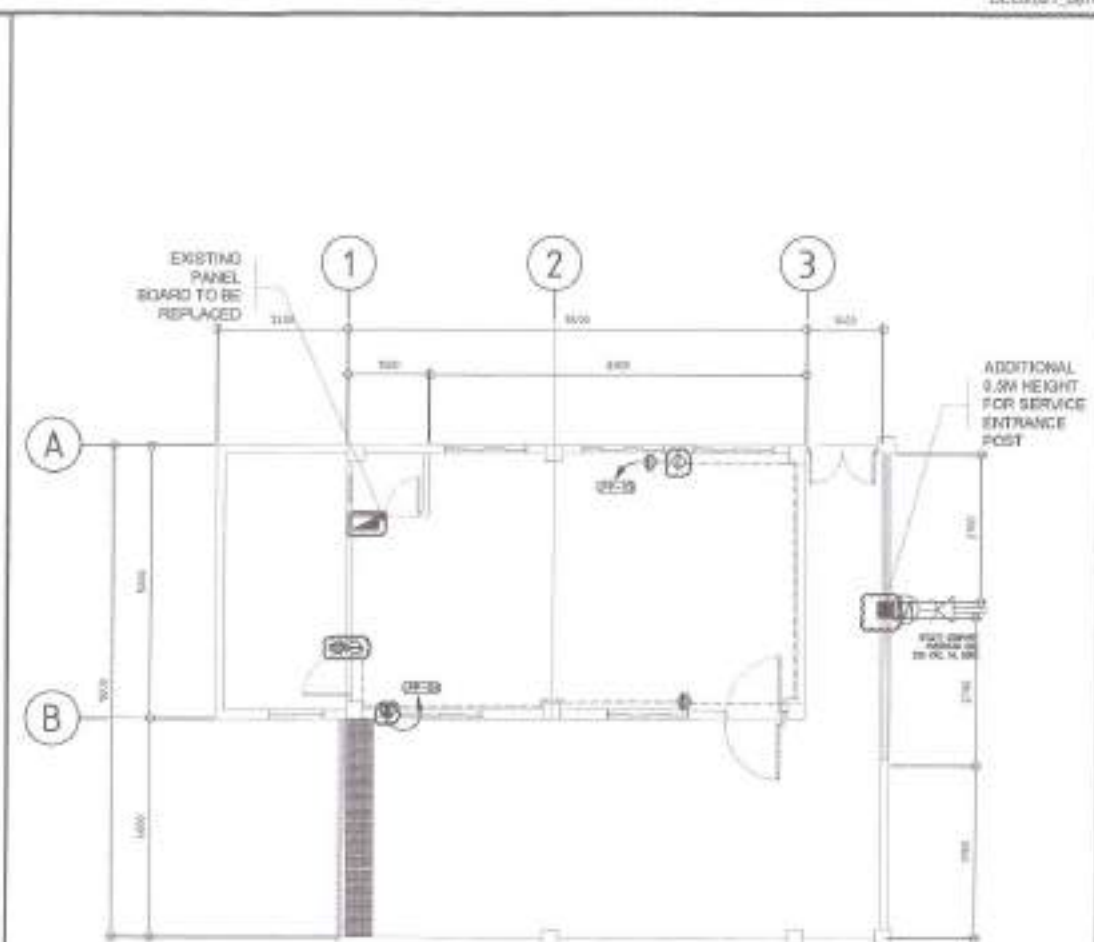


NOTE:

1. ADDITIONAL AND REPLACEMENT OF LIGHTING FIXTURES
2. ADDITIONAL AND REPLACEMENT OF CEILING FANS AND WALL FANS
3. TAP TO EXISTING POWER SUPPLY

1 LIGHTING LAYOUT

SCALE 1:100M



NOTE:

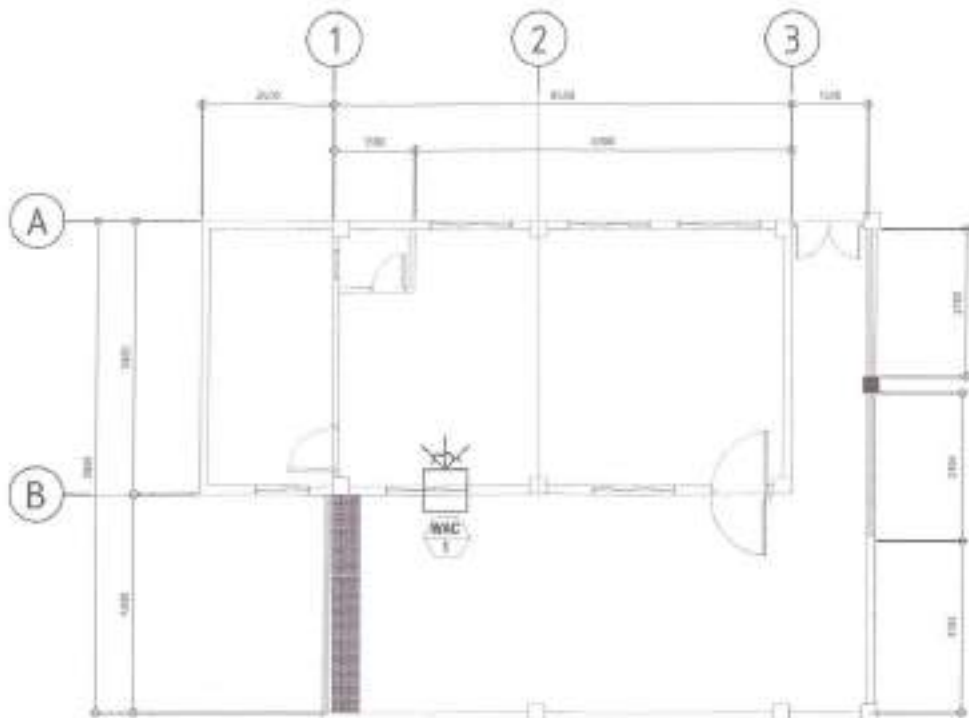
1. ADDITIONAL AND REPLACEMENT OF OUTLETS
2. TAP TO EXISTING POWER SUPPLY

2 POWER LAYOUT

SCALE 1:100M

<p>Republika ng Pilipinas Lungsod ng Quezon CITY ENGINEERING DEPARTMENT</p>	PROJECT TITLE:	DRAWN BY:	SUBMITTED BY:	RECOMMENDING APPROVAL:	APPROVED BY:	SHEET CONTENT:	SHEET NO.
	PROPOSED CONSTRUCTION OF HAND WASHING FACILITY AND REHABILITATION OF ALMA NOVA DAY CARE CENTER LOCATION: BAY, SAUO, DISTRICT 6, QUEZON CITY	DATE: CHECKED BY: PERSON NO.:	 ENGR. NEO S. DEL ROSARIO HEAD, PLANNING PROGRAMS DIVISION	 ENGR. ISIDRO R. VERZOSA, JR. CH. CITY ENGINEERING DEPARTMENT	 HON. MA. JOSEFINA G. BELMONTE CITY MAJOR	LIGHTING LAYOUT POWER LAYOUT	EL-03 17/18

1. ALL MECHANICAL WORKS SHALL BE DONE IN ACCORDANCE WITH THE LATEST REQUIREMENTS OF THE NATIONAL BUILDING CODE, PSME CODE AND THE RULES AND REGULATIONS OF QUEZON CITY.
2. THE SCOPE OF WORK SHALL INCLUDE ALL WORKS DESCRIBED IN PLANS.
3. THE WORKS SHALL BE EXECUTED IN CLOSE COORDINATION WITH ALL OTHER TRADES.
4. ALL AIRCONDITIONED SPACES SHALL BE MAINTAINED AT 24°C DB AND 60% RH.
5. CONTRACTOR SHALL SUBMIT SHOP DRAWINGS, MANUFACTURERS CATALOGUE, SPECIFICATIONS, SAMPLES, INCLUDING VIBRATION ISOLATORS BEFORE EXECUTION OF WORK.
6. ALL FLOOR SLAB MOUNTED VIBRATING EQUIPMENT SHALL BE PROVIDED WITH VIBRATION ISOLATORS TO PREVENT VIBRATIONS AND NOISE TRANSMISSION.
7. EXHAUST FAN SHALL BE PROVIDED WITH SUITABLE FLEXIBLE CONNECTIONS TO DISCHARGE DUCT.
8. THE CONTRACTOR SHALL BE RESPONSIBLE FOR ALL TESTING AND COMMISSIONING OF THE WHOLE VENTILATION AND AIRCONDITIONING SYSTEM AND INSTALLATION.
9. ALL POWER WIRING SHALL BE ELECTRICAL AND TERMINATION TO EQUIPMENT SHALL BE MECHANICAL.
10. PROVIDE CONTROL WIRING FOR AIRCONDITIONING EQUIPMENT.
11. PROVIDE THERMOSTAT FOR ALL INDOOR UNITS / FAN COIL UNITS.
12. VERIFY LOCATION OF CONTROLLERS AND SWITCHES ON ELECTRICAL PLANS.
13. ALL PIPE EQUIPMENT CONDENSATE DRAIN SHALL BE CONNECTED TO THE NEAREST FLOOR DRAIN / AD /CB
14. PROVIDE GUIDES, HANGERS, AND SUPPLEMENTAL STEEL SUPPORT FOR ALL PIPING, DUCTING AND EQUIPMENTS.
15. PROVIDE PIPE SLEEVES FOR ALL PIPING PASSING THRU BUILDING STRUCTURE.
16. ALL PIPE DIMENSIONS ARE IN MILLIMETER UNLESS OTHERWISE NOTED.



3 AIR CONDITIONING UNIT LAYOUT

SCALE 1:100M

WINDOW TYPE AIR-CONDITIONER
AIR-COOLED CONDENSING UNITS

DESIGNATION	LOCATION	QUANTITY	COOLING CAPACITY		AIR CIRCULATION	POWER INPUT WATTS	ELECTRICAL SUPPLY			REMARKS
			HP	BTUHR			VOLTS	PHASE	HERTZ	
 WAC 1	AS SHOWN ON PLANS	1 SET	2.5 HP	24,000	600 CFM	2300	230.0	1Ø	60.0	AIR CONDITIONING UNIT TO BE INSTALLED WITH FLEXIBLE DUCTS AND CONDENSATE DRAIN TO THE NEAREST FLOOR DRAIN.

1 GENERAL NOTES

SCALE NTS

-  - EQUIPMENT DESIGNATION
-  - WINDOW TYPE AIR CONDITIONER

2 LEGENDS AND SYMBOLS





SCALE NTS

4 SCHEDULE OF AIR CONDITIONING UNIT

SCALE NTS



Republika ng Pilipinas
Lungsod ng Quezon
CITY ENGINEERING DEPARTMENT

PROJECT TITLE PROPOSED CONSTRUCTION OF HAND WASHING FACILITY AND REHABILITATION OF ALMA NOVA DAY CARE CENTER	DESIGNED BY 	SUBMITTED BY 	RECOMMENDED APPROVAL 	APPROVED BY 	DRAWN BY DATE: 08/18/21 CHECKED BY REVISION NO.	PROJECT NO. ME-01 18/18
LOCATION BRGY. BALUYO, DISTRICT 4, QUEZON CITY	ENGR. LEO S. DEL ROSARIO HEAD, PLANNING & PROJECTS MANAGEMENT	ENGR. JUANANI R. VERZOSA, JR. CITY ENGINEERING DEPARTMENT	MOR. MA. JOSEFINA G. BELMONTE CITY ENGINEER	GENERAL NOTES: LEGEND AND SYMBOLS AIR CONDITIONING UNIT LAYOUT SCHEDULE OF AIR CONDITIONING UNIT		

GENERAL NOTES:

- ALL ELECTRICAL WORK SHALL BE DONE IN ACCORDANCE WITH THE PROVISIONS OF THE LATEST EDITION OF THE PHILIPPINE ELECTRICAL CODE, THE LAWS AND ORDINANCES OF THE LOCAL GOVERNMENT AGENCIES AND THE REQUIREMENTS OF THE LOCAL POWER AND TELEPHONE UTILITY COMPANY.
- THE CONTRACTOR SHALL SECURE ALL PERMITS AND PAY ALL FEES REQUIRED FOR THE WORK AND SHALL FURNISH THE OWNER THROUGH THE ENGINEER, FINAL CERTIFICATE OF ELECTRICAL INSPECTION AND APPROVAL FROM PROPER GOVERNMENT AGENCIES FOR COMPLETION OF WORK.
- ALL BRANCHED BRANCH CIRCUITS SHALL BE PVC CONDUITS AND FOR EXPOSED INSTALLATION SHALL BE AID SUPPORTED BY CONDUIT CLAMPS EVERY 100 MILLIMETER.
- PULL BOXES SHALL BE PROVIDED BY THE CONTRACTOR WHENEVER NECESSARY TO FACILITATE WIRE PULLING EVEN IF THESE ARE NOT INDICATED ON THE PLANS. SIZE OF ALL PULL BOXES SHALL BE COMPUTED BASED ON THE CODE REQUIREMENTS. SUBMIT SHOP DRAWINGS TO THE ENGINEER FOR APPROVAL PRIOR TO FABRICATION. LOCATION OF PULLBOXES SHALL BE APPROVED BY THE ARCHITECT/ENGINEER AND MUST BE REFLECTED ON THE "AS-BUILT" PLAN.
- ALL POWER OUTLETS AND SWITCHES SHALL BE GROUNDING TYPE WITH PARALLEL SLOTS FOR 220 V.
- PROVIDE GROUND FAULT CURRENT INTERRUPTER CIRCUIT BREAKER FOR LEADS MARKED "GFI" ON THE PLAN.
- ALL METALLIC CONDUITS, CABINETS AND EQUIPMENT SHALL BE PROPERLY GROUNDED AND BONDED.
- UNLESS OTHERWISE NOTED, MOUNTING HEIGHT FOR WALL MOUNTED DEVICES SHALL BE AS FOLLOWS:

RECEPTACLE OUTLET - 300 MM AFF, 1100MM ABOVE WORKING COUNTER

TELEPHONE OUTLET - 300 MM AFF

CATV OUTLET - 300 MM AFF

LIGHTING SWITCH - 1400 MM AFF

PANEL BOARD - 1800 MM AFF

- REFER TO MECHANICAL, PLUMBING AND FIRE PROTECTION DRAWINGS FOR RATINGS AND LOCATIONS OF EQUIPMENT AS WELL AS 1-0-0 CONTROL SEQUENCES AS SPECIFIED AND ON SHOWN UNDER THEIR RESPECTIVE SECTIONS.
- ALL MATERIALS TO BE USED SHALL BE OF THE BEST QUALITY, BRANDS MAY AS SPECIFIED.
- THE DRAWINGS AND SPECIFICATIONS ARE INTENDED TO PRESENT GENERAL LAYOUT AND BROAD OUTLINE DESCRIPTION OF THE PROJECT BUT DO NOT NECESSARILY INDICATE DESCRIBED ACTUAL LOCATIONS, LEVEL, AND ORIENTATION OF THE EQUIPMENT. THE CONTRACTOR IS HEREBY REQUIRED TO MAKE SURE ADJUSTMENT AT THE JOB SITE AS LOCATIONS, DISTANCES AND LEVELS ARE GOVERNED BY ACTUAL FIELD CONDITIONS.
- ANY DISCREPANCY BETWEEN THE PLANS AND SPECIFICATIONS SHALL BE BROUGHT TO THE ATTENTION OF THE ENGINEER FOR CLARIFICATION DECISION.
- ALL LIGHTING AND COMMERCIAL OUTLET CIRCUITS SHALL BE 3.5 SQ. MM. THW/62 COPPER WIRE UNLESS OTHERWISE NOTED. MINIMUM SIZE OF WIRE SHALL BE 3.5 SQ. MM. COOR WIRE. ALL WIRES AND CABLES SHALL BE COLOR CODED AS FOLLOWS:






LINE 1 - RED

LINE 2 - YELLOW

NEUTRAL - WHITE

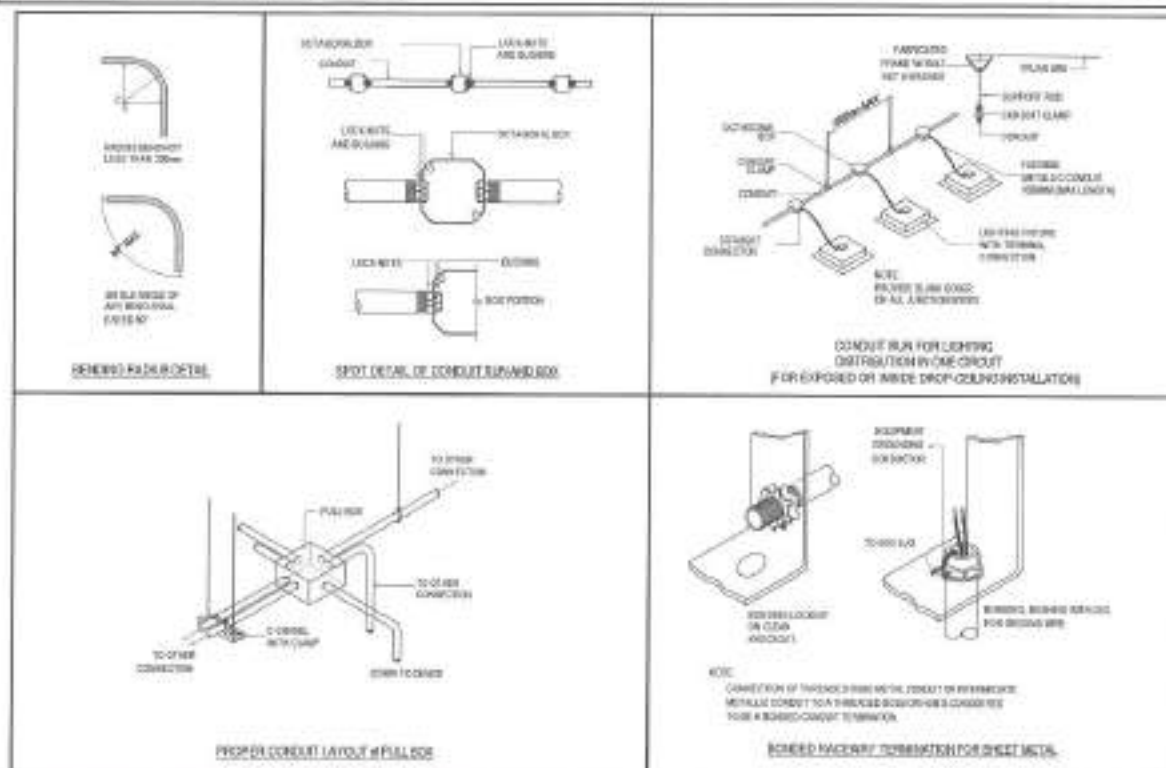
GROUND - GREEN

- BOARDS, WIRE, GUTTERS, ENVELOPES SHALL BE FABRICATED FROM STEEL WITH THICKNESS AS FOLLOWS:
MAXIMUM WIDTH OF THE WIDEST SURFACE STEEL:
UP TO INCLUDING 100 MM GA 10 PAINTED WITH METAL PRIMER EPOXY AND TOPCOAT
OVER 100-400 MM BUT NOT OVER 400 GA 14 PAINTED WITH METAL PRIMER EPOXY AND TOPCOAT
OVER 400-600 MM BUT NOT OVER 700 MM GA 12 PAINTED WITH METAL PRIMER EPOXY AND TOPCOAT
OVER 700 MM GA 10 PAINTED WITH METAL PRIMER EPOXY AND TOPCOAT
- ALL ELECTRICAL WORK HEREIN SHALL BE EXECUTED BY EXPERIENCED MEN UNDER THE DIRECT SUPERVISION OF A FULL TIME (40 HOURS) ELECTRICAL ENGINEER AND A FULLY ACCREDITED ELECTRICAL CONTRACTOR BY LOCAL WORKS SHALL BE FINELY PLACED, SECURELY PATCHED AND PROPERLY FINISHED.
- TYPE OF SERVICE ENTRANCE SHALL BE SINGLE PHASE, TWO-WIRE PLUS GROUND, 60 HERTZ, 220V AC NOMINAL.
- CONDUITS IN-WALL OR IN-CEILING SHALL BE MORE THAN THE EQUIVALENT OF FOUR QUARTER BENDS IN ANY ONE RUN. ALL CONDUIT BENDS SHALL BE MADE BY USING HYDRAULIC BENDERS. MINIMUM BENDING RADIUS MUST BE IN ACCORDANCE TO THE CODE REQUIREMENTS.
- UPON COMPLETION OF ELECTRICAL CONSTRUCTION WORK, INSULATION RESISTANCE TEST AND FUNCTIONALITY TEST SHALL BE PERFORMED BY THE CONTRACTOR INCLUDING THE INSTALLATION TO BE REPORTED IN DETAILS ON FORMS APPROVED BY THE QUEZON CITY ENVIRONMENTAL DEPARTMENT REPRESENTATIVE. THE GROUND RESISTANCE FOR ELECTRICAL SYSTEMS SHALL NOT BE MORE THAN 5 OHMS. COMMERCIAL GROUNDING RESISTANCE SHALL NOT EXCEED 2 OHMS.

	1x18W, LED TUBE LIGHT BOX TYPE (FOR REPLACEMENT)	Sab	TWO GANG SWITCH
	2x18W, LED TUBE LIGHT TROFFER TYPE (FOR REPLACEMENT)		CONVENIENCE OUTLET, ONE GANG
	RECEPTACLE WITH 10W BULB (FOR REPLACEMENT)		CONVENIENCE OUTLET, TWO GANG
	ORBIT FAN		MULTI PURPOSE OUTLET
Sa	ONE GANG SWITCH		ADDITIONAL FIXTURES

2 LEGEND AND SYMBOLS

SCALE NTS



1 GENERAL NOTES

SCALE NTS

3 MISCELLANEOUS DETAILS


SCALE NTS




Republika ng Pilipinas
Lungsod ng Quezon
CITY ENGINEERING DEPARTMENT

PROJECT TITLE:
PROPOSED CONSTRUCTION OF HAND WASHING FACILITY AND REHABILITATION OF ALMA NOVA DAY CARE CENTER

LOCATION:
BPOV, SAUVIL DISTRICT 8, QUEZON CITY

DESIGN BY: 


DATE: 06/02/21

CHECKED BY: 

REVISION NO.:

SUBMITTED BY: 

ENGR. LEO S. DEL ROSARIO
HEAD, PLANNING & PROGRAMMING DIVISION

RECOMMENDING APPROVAL: 

ENGR. MARLON R. VERZOSA, JR.
CHIEF, CITY ENGINEERING DEPARTMENT

APPROVED BY: 

HON. MA. JOSEFINA G. BELMONTE
CITY MAOR

SHEET CONTENT:
GENERAL NOTES
LEGEND AND SYMBOLS
MISCELLANEOUS DETAILS

SHEET NO.

EL-01
15/18

LIGHTING AND POWER PANEL (TO BE REPLACED)

DET. NO.	LOAD DESCRIPTION	VOLTS	VA	AMP	AT	SIZE OF	
						WIRES	CONDUITS
1	15-LIGHTING FIXTURES	120	1300	5.85	20	2 - 3.0mm ² THIN COPPER WIRE 1 - 3.0mm ² TW GROUND WIRE	N 20mm ² PVC PIPE
2	5-CONCRETE OUTLET	120	900	3.91	20	2 - 3.0mm ² THIN COPPER WIRE 1 - 3.0mm ² TW GROUND WIRE	N 20mm ² PVC PIPE
3	5-CEILING FAN	220	900	3.91	20	2 - 3.0mm ² THIN COPPER WIRE 1 - 3.0mm ² TW GROUND WIRE	N 20mm ² PVC PIPE
4	AIR CONDITIONING UNIT	220	3910	17.30	30	2 - 5.0mm ² THIN COPPER WIRE 1 - 3.0mm ² TW GROUND WIRE	N 25mm ² PVC PIPE
			7,010	30.47			

COMPUTATION:

$I_T = (30.47 \text{ A}) + (12 \text{ x } 0.25)$

$I_T = 34.72 \text{ AMPS}$

OVER CURRENT PROTECTION

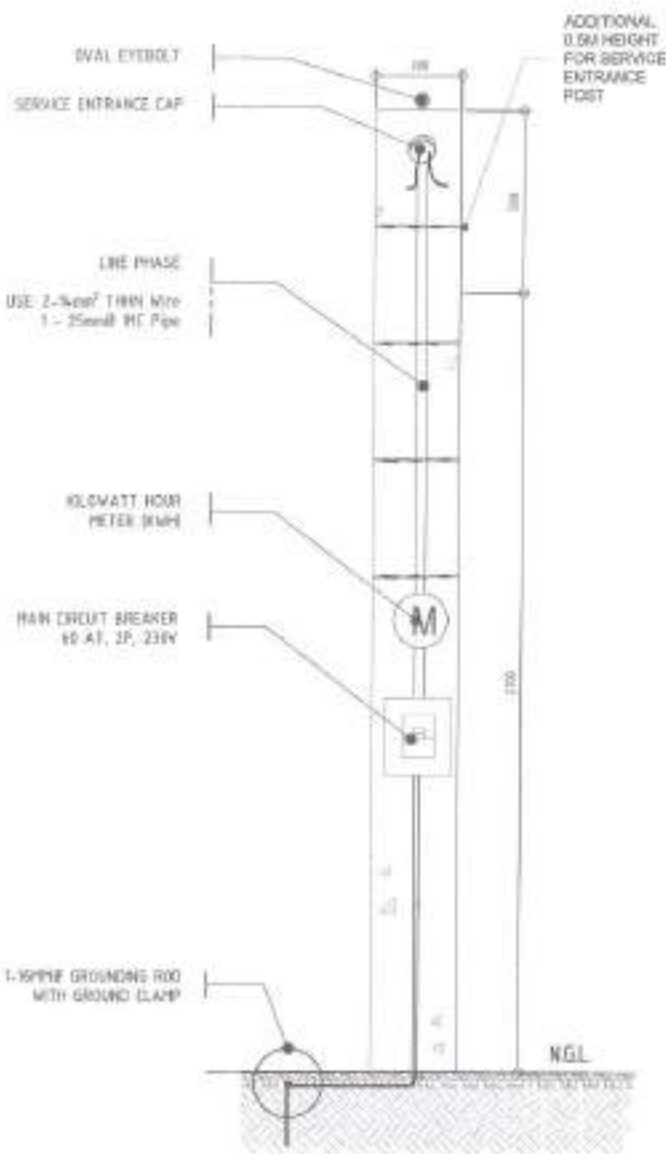
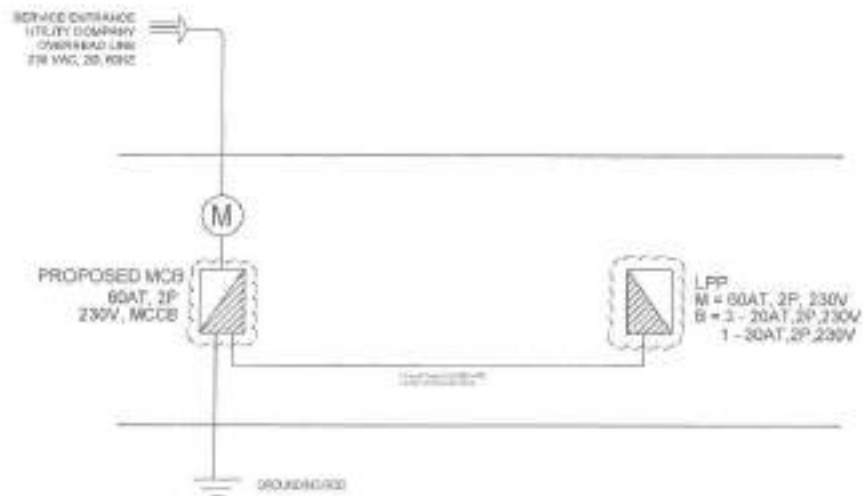
USE : 60AT, 2P, 230V MCCB

MAIN FEEDER:

USE : 2 - 14.0mm² THIN COPPER WIRE & 1-6.0mm² TW GROUND WIRE
IN 25mm² IMC PIPE

1 SCHEDULE OF LOADS

SCALE: NTS



2 SINGLE LINE DIAGRAM

SCALE: NTS

3 SERVICE ENTRANCE DETAILS

SCALE: NTS



Republika ng Pilipinas
Lungsod ng Quezon
CITY ENGINEERING DEPARTMENT

PROJECT TITLE:
PROPOSED CONSTRUCTION OF HAND
WASHING FACILITY AND
REHABILITATION OF ALMA NOVA
DAY CARE CENTER

LOCATION:
SPEY SAUTLO DISTRICT 6, QUEZON CITY

DRAWN BY:
DATE:
CHECKED BY:
REVISION NO.:

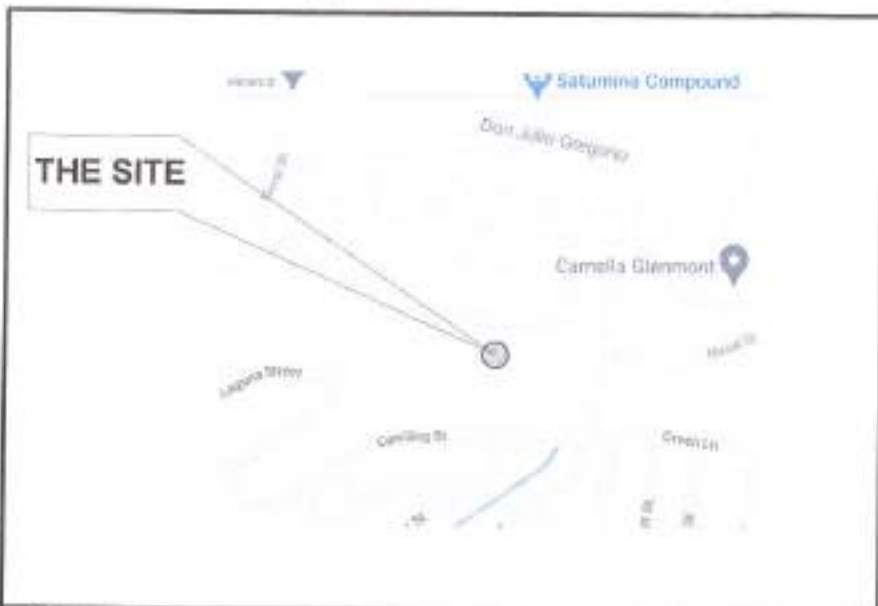
DESIGNED BY:
ENGR. LEO S. DEL ROSARIO
HEAD, PLANNING & PROGRAMMING DIVISION

RECOMMENDING APPROVAL:
ENGR. ISAGANI R. VERZOSA, JR.
DCL, CITY ENGINEERING DEPARTMENT

APPROVED BY:
HON. MA. JOSEFINA G. BELMONTÉ
CITY MAYOR

SHEET CONTENT:
SCHEDULE OF LOADS
SINGLE LINE DIAGRAM
SERVICE ENTRANCE
DETAILS

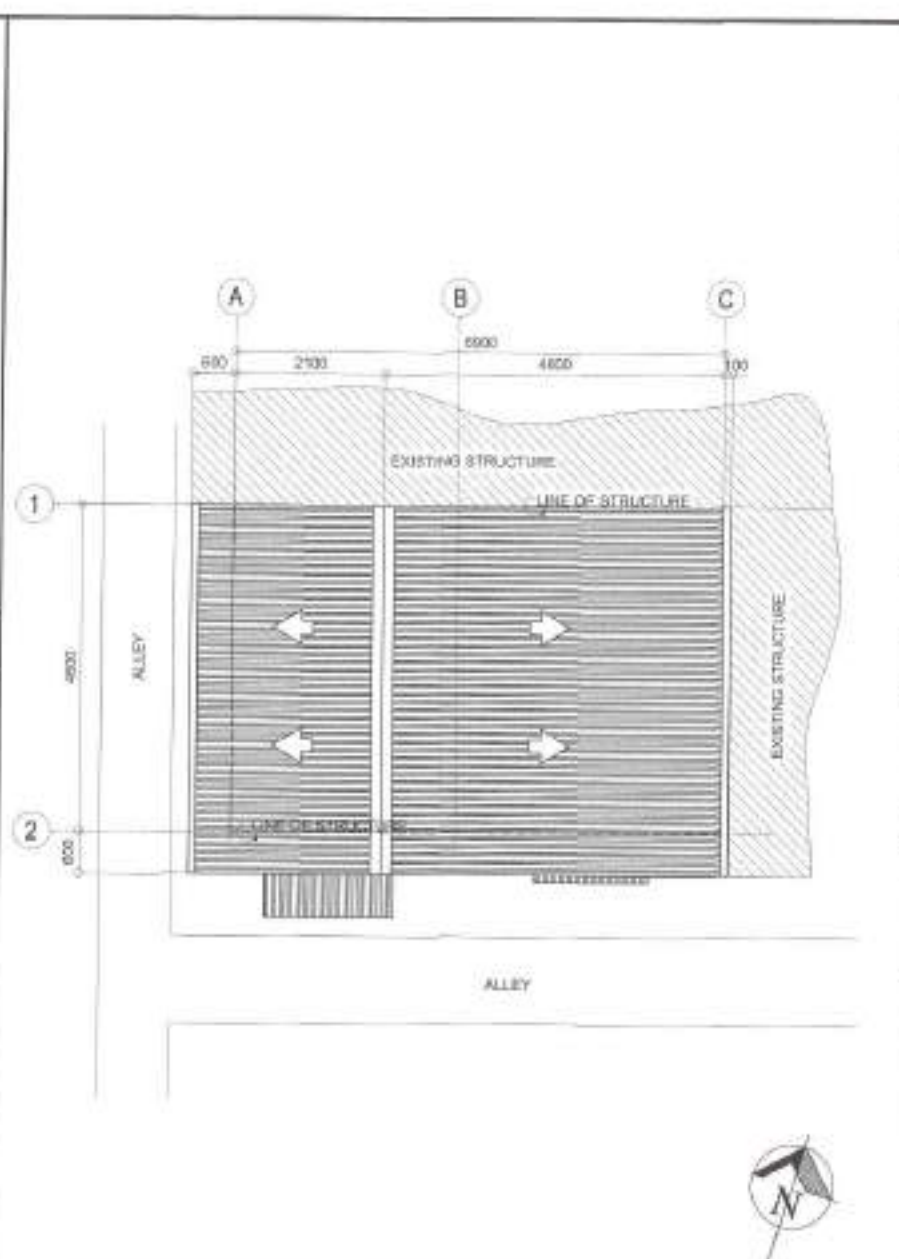
SHEET NO:
EL-02
16/18



1 VICINITY MAP SCALE: NTS



2 LOCATION MAP SCALE: NTS



3 SITE DEVELOPMENT PLAN SCALE: 1:75M

TABLE OF CONTENTS	
ARCHITECTURAL	
AR-01	VICINITY MAP LOCATION PLAN SITE DEVELOPMENT PLAN
AR-02	GROUND FLOOR PLAN (PROPOSED) GP REFLECTED CEILING PLAN
AR-03	ROOF PLAN FRONT ELEVATION LEFT SIDE ELEVATION
AR-04	SCHEDULE OF DOORS / GATE / WINDOW / GRILLES TOILET DETAILS LECTERN DETAILS
AR-05	COUNTERTOP DETAILS CABINET DETAILS
STRUCTURAL	
ST-01	ROOF FRAMING PLAN TRUSS DETAIL ANCHOR PLATE CONNECTION
PLUMBING / SANITARY	
PL-01	GENERAL NOTES LEGEND AND SYMBOLS GREASE TRAP DETAIL
PL-02	WATER LINE LAYOUT SANITARY LINE LAYOUT
ELECTRICAL	
EL-01	GENERAL NOTES LEGEND AND SYMBOLS MISCELLANEOUS DETAILS SINGLE LINE DIAGRAM SCHEDULE OF LOADS
EL-02	PROPOSED LIGHTING LAYOUT PROPOSED POWER LAYOUT
MECHANICAL	
ME-01	GENERAL NOTES LEGENDS AND SYMBOLS AIRCONDITIONING UNIT LAYOUT SCHEDULE OF AIR CONDITIONING UNIT

Republika ng Pilipinas
Lungsod ng Quezon
CITY ENGINEERING DEPARTMENT

PROJECT TITLE:
**PROPOSED REHABILITATION OF
SITIO CABUYAO II DAY CARE
CENTER**

LOCATION:
BARANGAY SAURO, DISTRICT 4, QUEZON CITY

DESIGNED BY: ENR. [Signature]
DATE: 10/01/2021
CHECKED BY: [Signature]
REVISIONS:

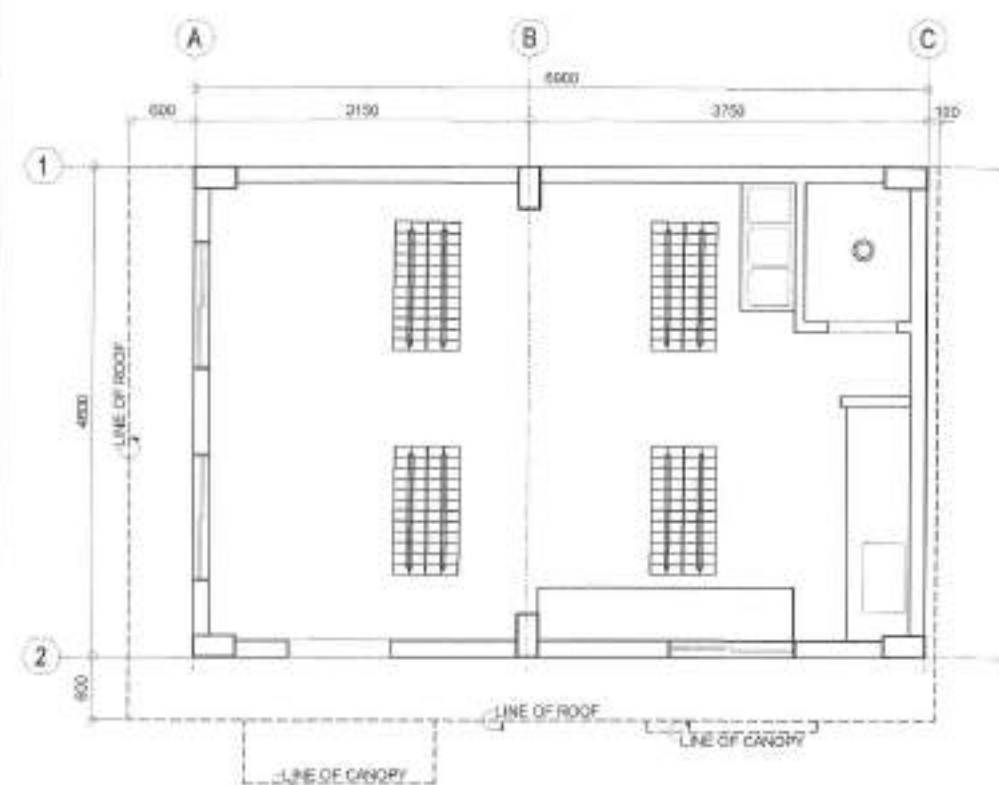
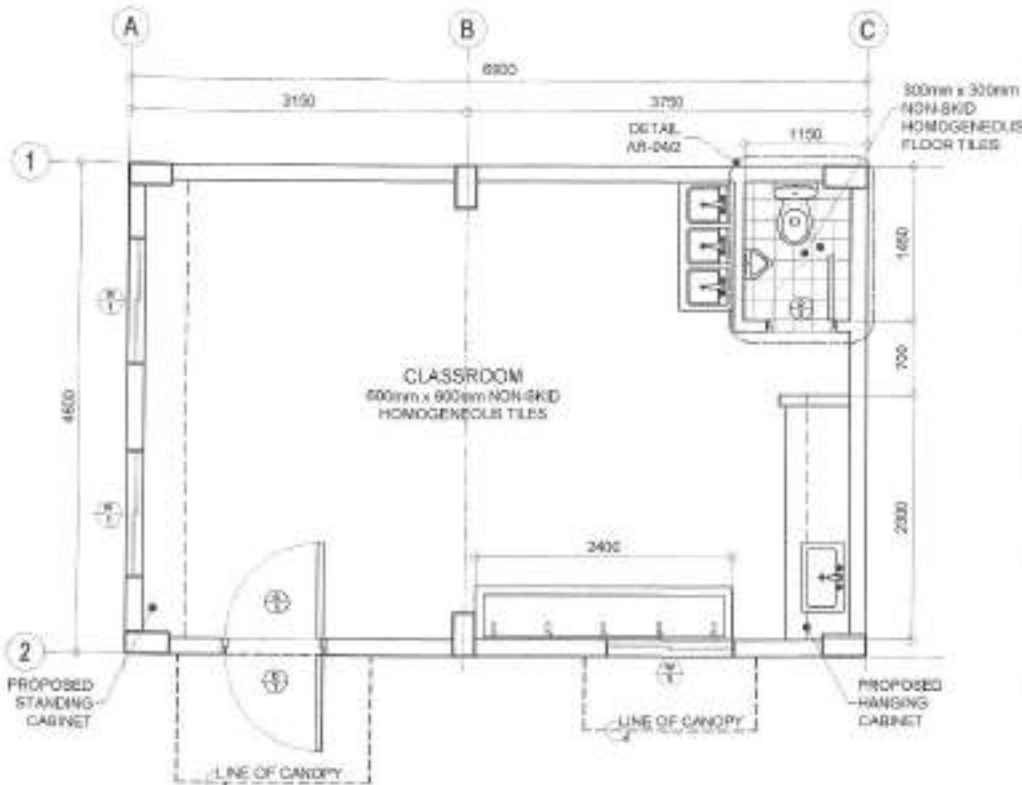
ENGR. LEO S. DEL ROSARIO
HEAR, TRAINING, PROGRAMMING GROUP

RECOMMENDING APPROVAL:
ENGR. SAGANI R. VERZOSA, JR.
D.C. DIVISION MANAGER

APPROVED BY:
HON. MA. JOSEFINA G. BELMONTE
CITY ENGINEER

SHEET CONTENT:
VICINITY MAP
LOCATION MAP
SITE DEVELOPMENT PLAN

SHEET NO:
AR-01
01/11



- NOTE:
1. DOORS AND WINDOWS TO BE REPLACED
 2. WHOLE STRUCTURE TO BE REPAINTED.
 3. PROVISION OF STAINLESS STEEL SIGNAGE
 4. COUNTERTOP AND HAND WASHING TILES TO BE REPLACE WITH 300mm x 300mm HOMOGENEOUS TILES

- NOTE:
1. EXISTING CEILING AND ROOF EAVES TO BE REPLACED WITH 5mm THICK FIBER CEMENT BOARD INCLUDING METAL FRAMING.

1 GROUND FLOOR PLAN (PROPOSED)

SCALE: 1:50M

2 REFLECTED CEILING PLAN

SCALE: 1:50M



PROJECT TITLE:
PROPOSED REHABILITATION OF SITIO CABUYAO II DAY CARE CENTER

LOCATION:
 SARANGAY SAUNO, DISTRICT 8, QUEZON CITY

DRAWN BY: EME
 CHECKED BY: JH
 DATE: 10.08.2011
 REVISION NO.:

DESIGNED BY:

ENGR. LEO S. DEL ROSARIO
 HEAD, PLANNING & PROGRAMMING DIVISION

RECOMMENDING APPROVAL:

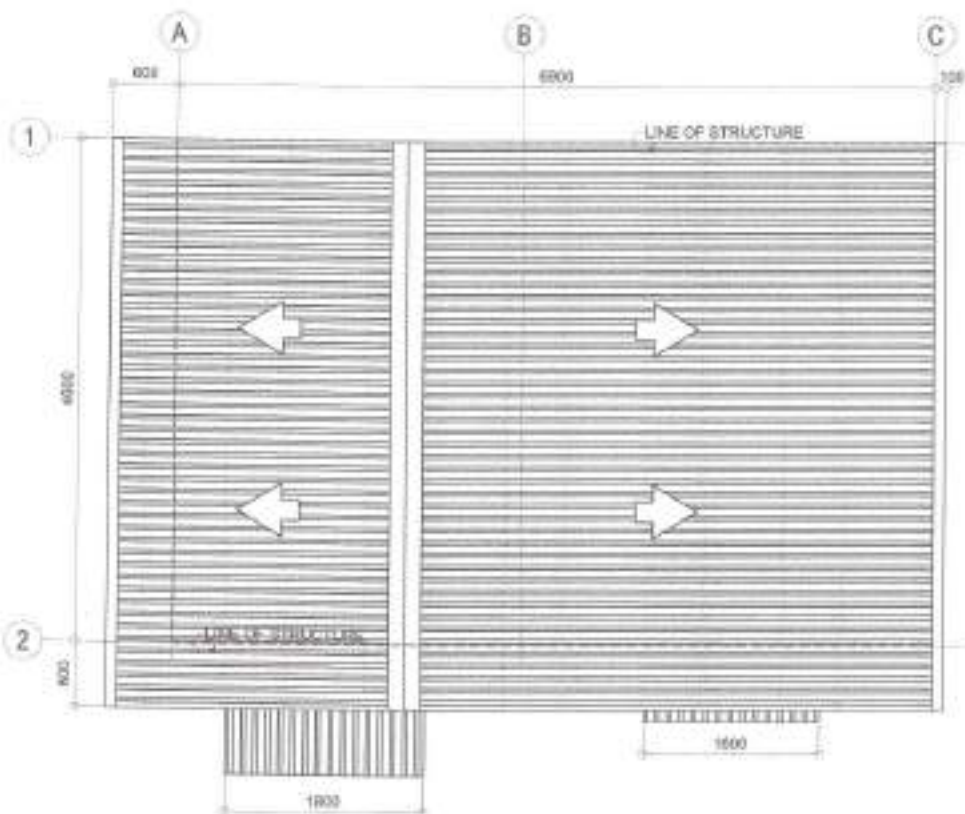
ENGR. ISIDRO R. VERZOSA, JR.
 DCL, CITY ENGINEERING DEPARTMENT

APPROVED BY:

HON. MA. JOSEFINA G. BELANDIER
 CITY MAYOR

SHEET CONTENT:
 GROUND FLOOR PLAN (PROPOSED)
 REFLECTED CEILING PLAN

SHEET NO.
AR-02
0211



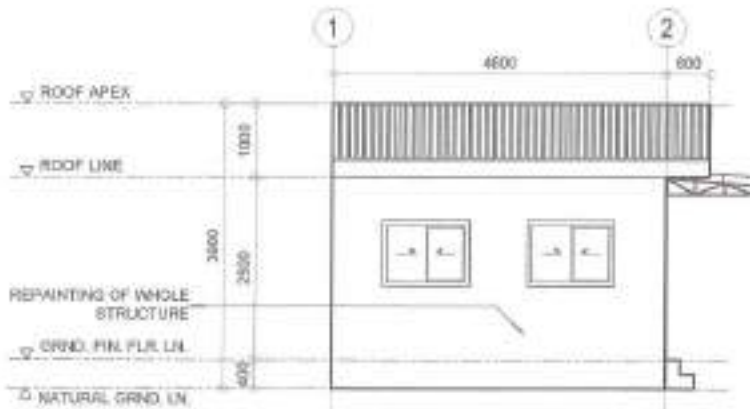
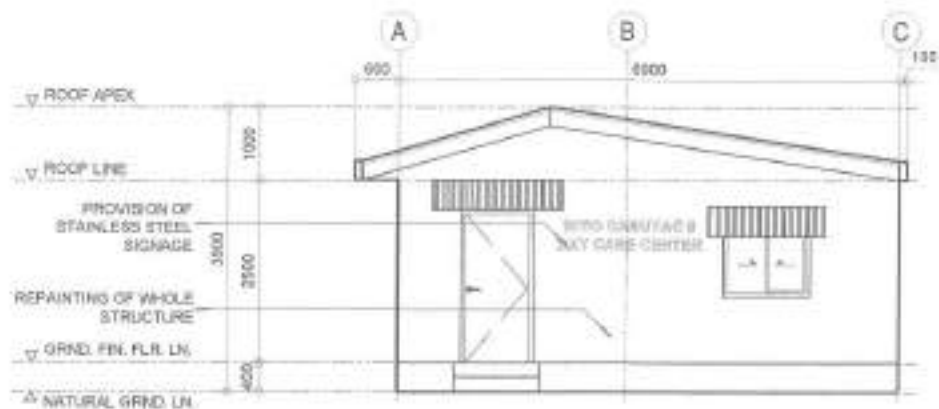
NOTE:
1. REPLACEMENT OF ROOFING AND ACCESSORIES INCLUDING CANOPY.

1 ROOF PLAN

SCALE: 1:50M

2 FRONT ELEVATION

SCALE: 1:100M



3 LEFT SIDE ELEVATION

SCALE: 1:100M



Republika ng Pilipinas
Lungsod ng Quezon
CITY ENGINEERING DEPARTMENT

PROJECT TITLE:
**PROPOSED REHABILITATION OF
SITIO CABUYAO 8 DAY CARE
CENTER**

LOCATION:
BARANGAY SAHAYO, DISTRICT 6, QUEZON CITY

DESIGNED BY: JAV
CHECKED BY: JAV
DATE: 10/06/2021
REVISION NO.:

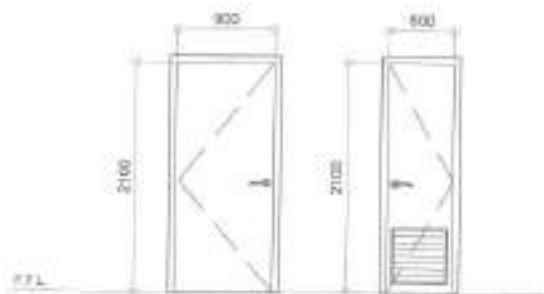
DESIGNED BY: ENGR. LEE D. DEL ROSARIO
HEAD, PLANNING & PROGRAMS DIVISION

RECOMMENDING APPROVAL: ENGR. JOSEAN R. VERZOSA, JR.
D/C, CITY ENGINEERING DEPARTMENT

APPROVED BY: HON. MA. JOSEFINA G. BELMONTE
CITY MAYOR

DRAWING CONTENT:
ROOF PLAN
FRONT ELEVATION
LEFT SIDE ELEVATION


SHEET NO.: **AR-03**
03/11



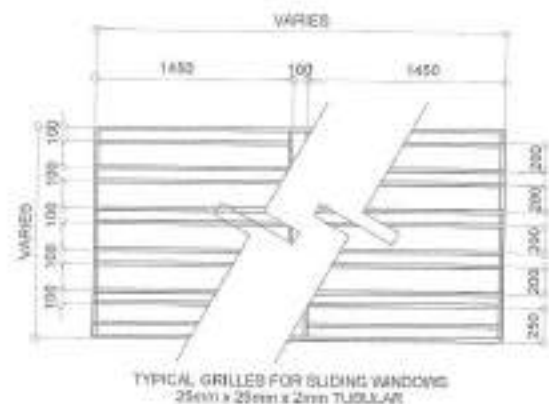
NAME		
NO. OF SETS	1	1
DESCRIPTION	PANEL DOOR	PVC DOOR WITH GLASS
LOCATION	CLASSROOM	TOILET



NAME	
NO. OF SETS	1
DESCRIPTION	25mm x 25mm x 1.5mm TUBULAR BAR (BAR FRAME), 25mm x 25mm x 1.5mm TUBULAR BAR, MOUNT BOLT AND HINGES
LOCATION	CLASSROOM

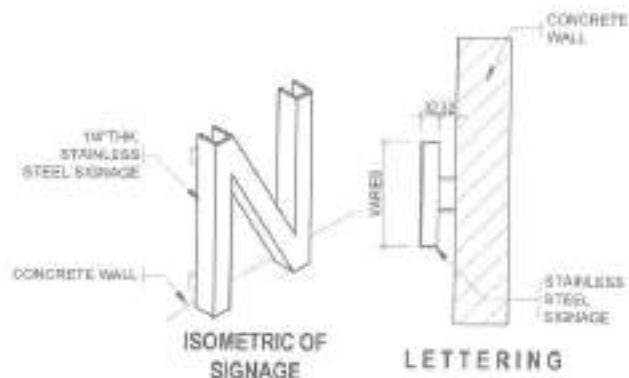
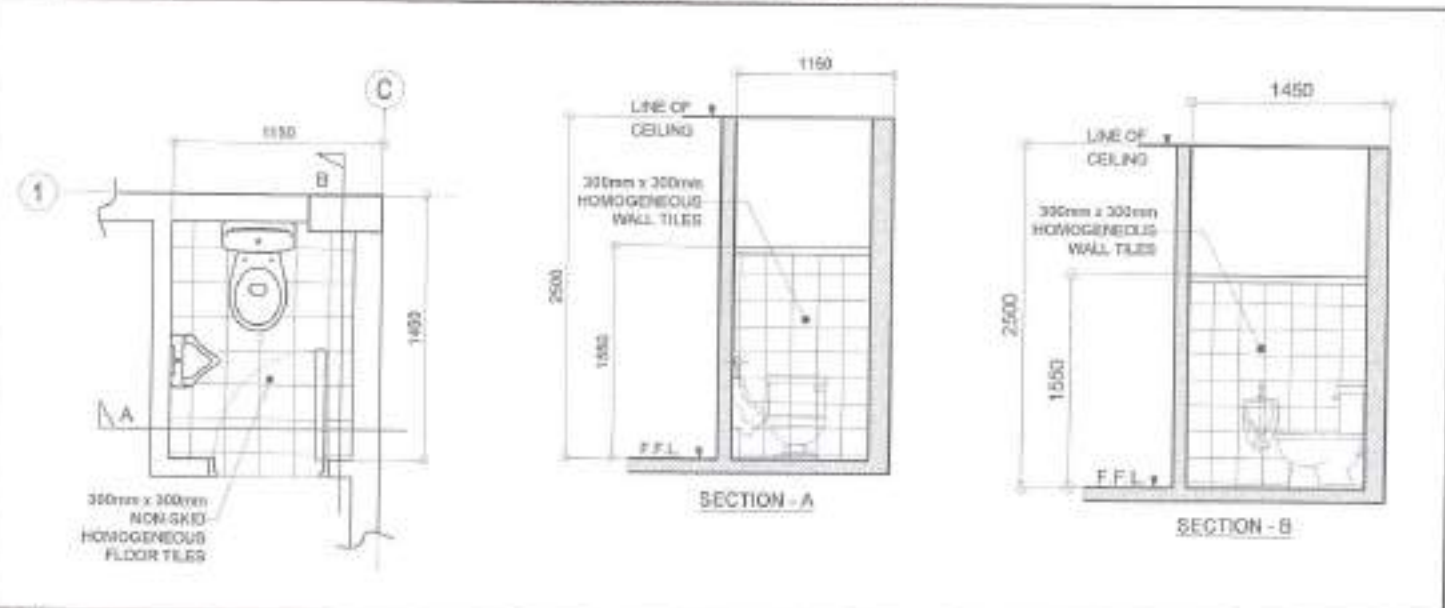


NAME	
NO. OF SETS	3
DESCRIPTION	ALUMINUM FRAME, POWDER-COATED SLIDING PANES WITH 8mm THK CLEAR GLASS
LOCATION	CLASSROOM



1 SCHEDULE OF DOORS / GATE / WINDOW / GRILLES

SCALE: 1:40M



SCALE: 1:40M

3 LETTERING DETAILS

SCALE: NTS

2 TOILET DETAIL



Republika ng Pilipinas
Lungsod ng Quezon
CITY ENGINEERING DEPARTMENT

PROJECT TITLE:
**PROPOSED REHABILITATION OF
SITIO CABUYAO II DAY CARE
CENTER**

LOCATION:
BARANGAY NAUFIL DISTRICT 6, QUEZON CITY

DRAWN BY: ENG.
DATE: 10/20/21
CHECKED BY:
REVISIONS:

ENGR. LEO S. DEL ROSARIO
NCE, PLANNING & PROGRAMING DIVISION

RECOMMENDED APPROVAL:

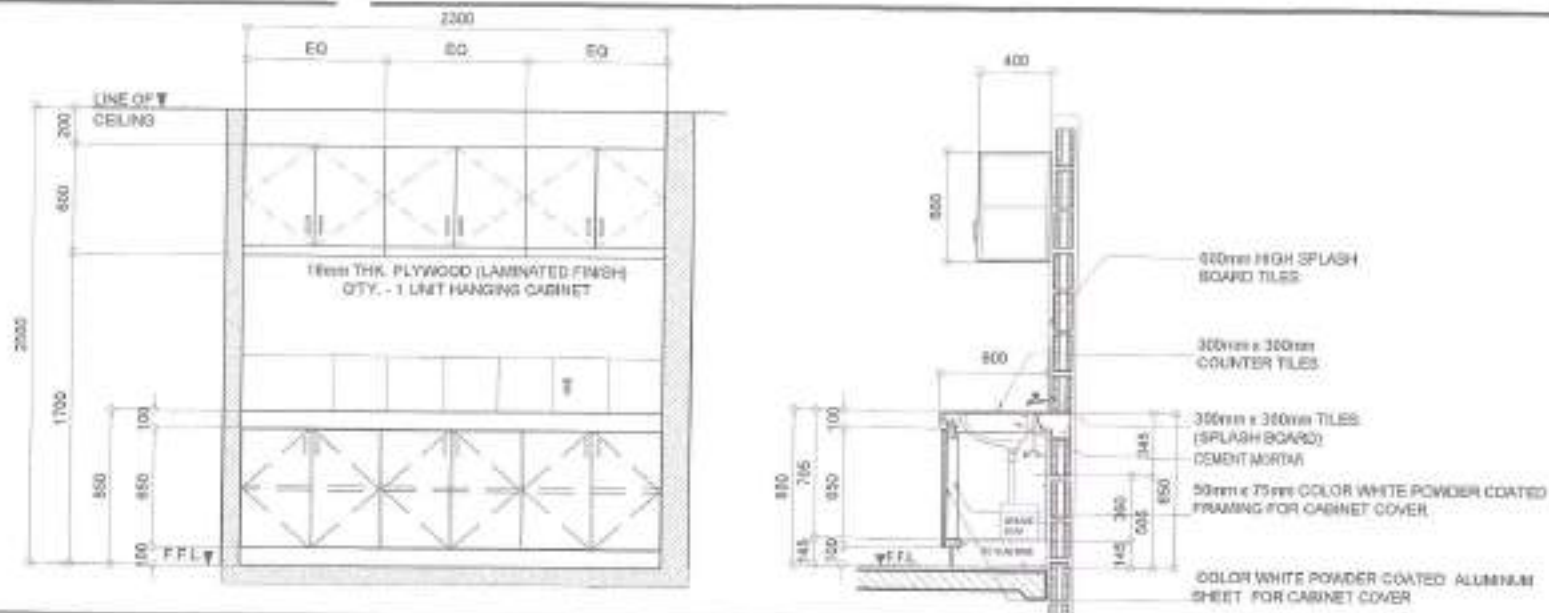
ENGR. GEMINI R. VERZOSA, JR.
DC, CITY ENGINEERING DEPARTMENT

APPROVED BY:

HON. MA. JOSEFINA G. BELMORTE
CITY MAYOR

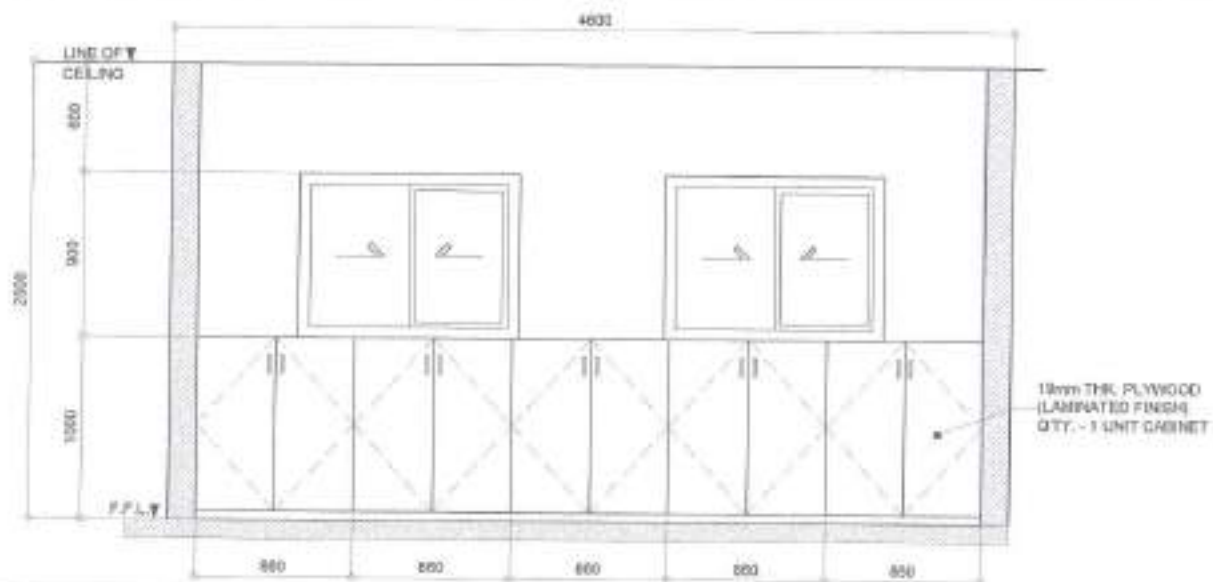
SHEET CONTENT:
SCHEDULE OF DOORS /
GATE / WINDOW / GRILLES
TOILET DETAILS
LETTERING DETAIL

AR-04
04/11



1 COUNTERTOP DETAIL

SCALE: 1:30M



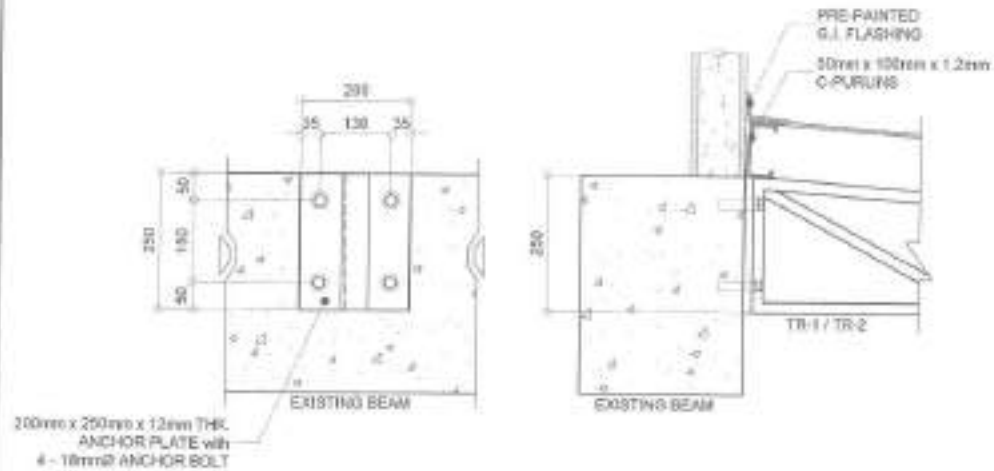
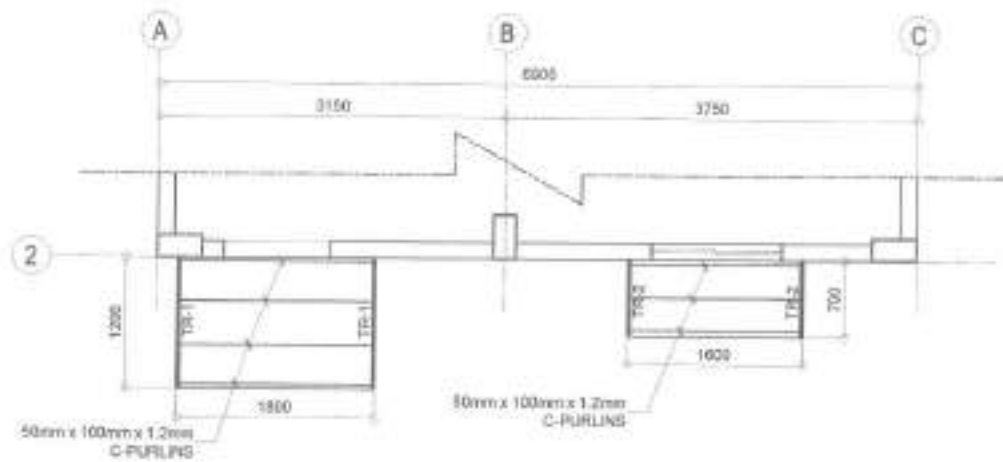
2 CABINET DETAIL

SCALE: 1:30M



Republika ng Pilipinas
Lungsod ng Quezon
CITY ENGINEERING DEPARTMENT

PROJECT TITLE:	DRAWN BY:	DATE:	CHECKED BY:	REVISION NO.:	RECOMMENDED APPROVAL:	APPROVED BY:	SHEET CONTENT:	SHEET NO.
PROPOSED REHABILITATION OF SITIO CABUYAO II DAY CARE CENTER	ENR. LEO S. DEL ROSARIO HEAD, PLANNING & PROJECT MANAGEMENT	05/11/2021	ENR. LEO S. DEL ROSARIO		ENR. LEONARDO R. VERZOSA, JR. DC, CITY ENGINEERING DEPARTMENT	HON. MA. JOSEFINA G. BELMONTTE CITY MARCH	COUNTERTOP DETAIL CABINET DETAIL	AR-05 05/11

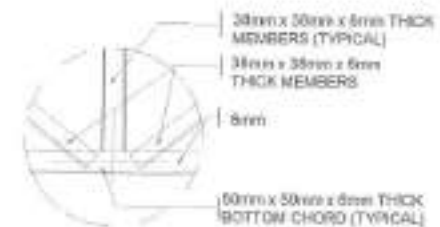
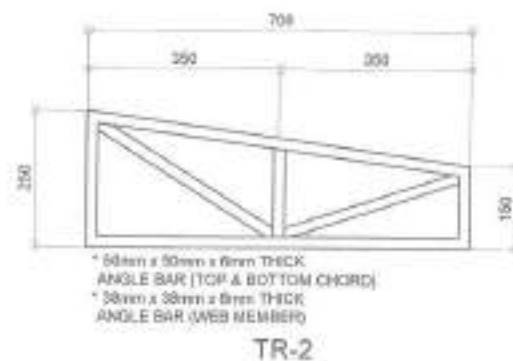
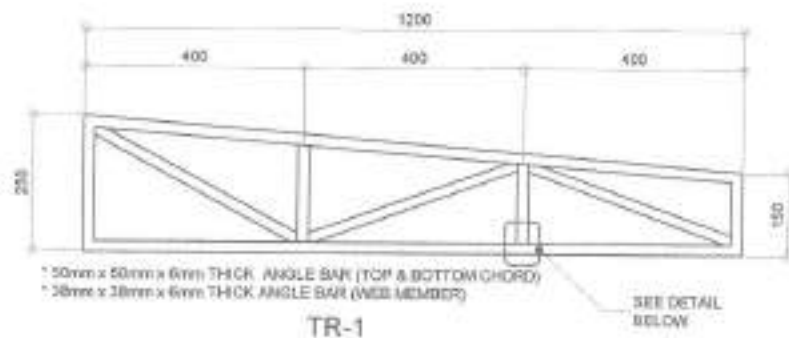


1 CANOPY FRAMING PLAN

SCALE: 1:50M

3 ANCHOR PLATE CONNECTION

SCALE: 1:10M



2 TRUSS DETAIL

SCALE: 1:30M



Republika ng Pilipinas
Lungsod ng Quezon
CITY ENGINEERING DEPARTMENT

PROJECT TITLE:
**PROPOSED REHABILITATION OF
SITIO CABUYAO II DAY CARE
CENTER**

LOCATION:
BARANGAY SACOP, DISTRICT 8, QUEZON CITY

DESIGNED BY: *[Signature]*
DATE: 10.08.2024
CHECKED BY: *[Signature]*
REVISION NO.:

DESIGNED BY: *[Signature]*
DATE: 10.08.2024
CHECKED BY: *[Signature]*
REVISION NO.:

RECOMMENDING APPROVAL:
[Signature]
ENGR. LEO S. DEL ROSARIO
HEAD, PLANNING AND PROJECT MANAGEMENT

APPROVED BY:
[Signature]
HON. MA. JOSEFINA G. BELMONTÉ
CITY MAYOR

PROJECT DIVISION:
PROJECT FRAMING PLAN
TRUSS DETAIL,
ANCHOR PLATE
CONNECTION

SHEET NO.
ST-01
06/11

1. All plumbing works and materials indicated herein shall be compliant to the provisions of the latest edition of National Plumbing Code, the rules and regulations of local authorities concerned, the rules and regulations of local utility companies and the provisions of the land developer when and where applicable.

2. The plumbing layout is only diagrammatic. Pipes, cleanouts and check valves shall be concealed as much as possible. It is not intended to show the actual dimension of the pipes and fixtures in the drawing but all the pipes and fixtures shall be installed as and where indicated. Any relocation will require proper execution in relation with other trades.

3. The plumbing contractor shall verify all existing utilities at the site and shall coordinate the work with other trades.

4. Pipes shall not be embedded in structural members unless otherwise specified or allowed.

5. Minimum slope for horizontal sewer lines shall be 1% and for drain lines shall be 5%.

6. Proposed plumbing utilities shall conform with the actual location, depth and invert elevation of all existing pipes/utilities.

7. Connection of fixtures to pipes and fittings shall be according to manufacturer's specifications.

8. All floor drains shall be vented individually.

9. All clean out ferrules shall be flush-mounted to wall and shall be provided with polished cover caps. Do not install floor clean outs except at lines on grade and service areas not subject to traffic.

10. All underground G.I. pipes in direct contact with soil shall be provided with two (2) coats of protective tar covering and wrapped with jute cloth thoroughly soaked in tar or asphalt.

11. Provide vent stack and vent pipe thru roof of cast iron service weight as required.

12. All cast iron pipes shall be of approved quality and G.I. pipes for water distribution lines shall be Schedule 40 U.S. standard weight.

13. Provide gate valves to all water supply lines to fixtures.

14. All hot water lines shall be provided with proper insulation where exposed.

15. All individual branches to fixtures or group of fixtures and/or equipments shall be provided with air chambers or capped vertical pipe extensions of dimensions as shown.

H = 450 mm for 19 mm Ø and larger

H = 300 mm for 12 mm Ø and smaller

16. All hose bibbs shall be 19 mm Ø (3/4" Ø) unless otherwise indicated.

17. Inlet pipe of septic tank is 50 mm higher than the siphon pipe which is 30 mm higher than the outlet pipe.

18. All plumbing works and manner of construction shall be under the direct supervision of an able and duly licensed Master Plumber or Registered Sanitary Engineer. Any discrepancies found in plan shall be notified to the same person.

I. SEWER/WASTE AND VENT SYSTEM:

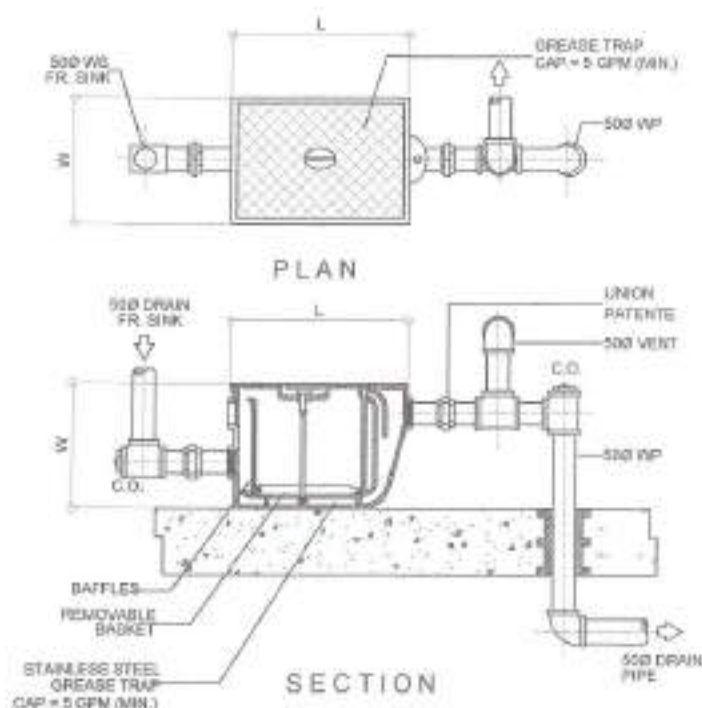
	SP/WP	-	SOIL PIPE / WASTE PIPE		FD	-	FLOOR DRAIN
	VP/VAC	-	VENT PIPE / VENT AT CEILING		CB	-	CATCH BASIN
	DP	-	STORM DRAIN PIPE		AD	-	AREA DRAIN
	FOC/GCO	-	FLOOR CLEANOUT / GROUND CLEANOUT		STU	-	STALL TYPE URINAL
	CCO	-	CEILING CLEAN-OUT		GT	-	GREASE TRAP
	DS	-	DRAINAGE STACK / DOWNSPOUT				
	VSTR	-	VENT STACK EXTENDED THROUGH ROOF				
	SS	-	SOIL STACK				

II. WATER DISTRIBUTION SYSTEM:

	CWL	-	COLD WATER LINE
	CWR	-	COLD WATER RESET
	GV	-	GATE VALVE
	CV	-	CHECK VALVE
	WM	-	WATER METER
	BD	-	BALCONY DRAIN

2 LEGEND AND SYMBOLS

SCALE: NTS



1 GENERAL NOTES

SCALE: MTR

3 GREASE TRAP DETAIL

SCALE: NTS



Republika ng Pilipinas
Lungsod ng Quezon
CITY ENGINEERING DEPARTMENT

PROJECT TITLE:
**PROPOSED REHABILITATION OF
SITIO CABUYAÑO II DAY CARE
CENTER**

LOCATION:
BANGGAY SAHPO, DISTRICT 8, QUEZON CITY

DESIGNED BY:
DATE: 14.08.2017
CHECKED BY: JM

REFERENCE:

APPROVED BY:

ENGR. LEO S. DEL ROSARIO
HEAD, PLUMBING DIVISION

RECOMMENDING APPROVAL:

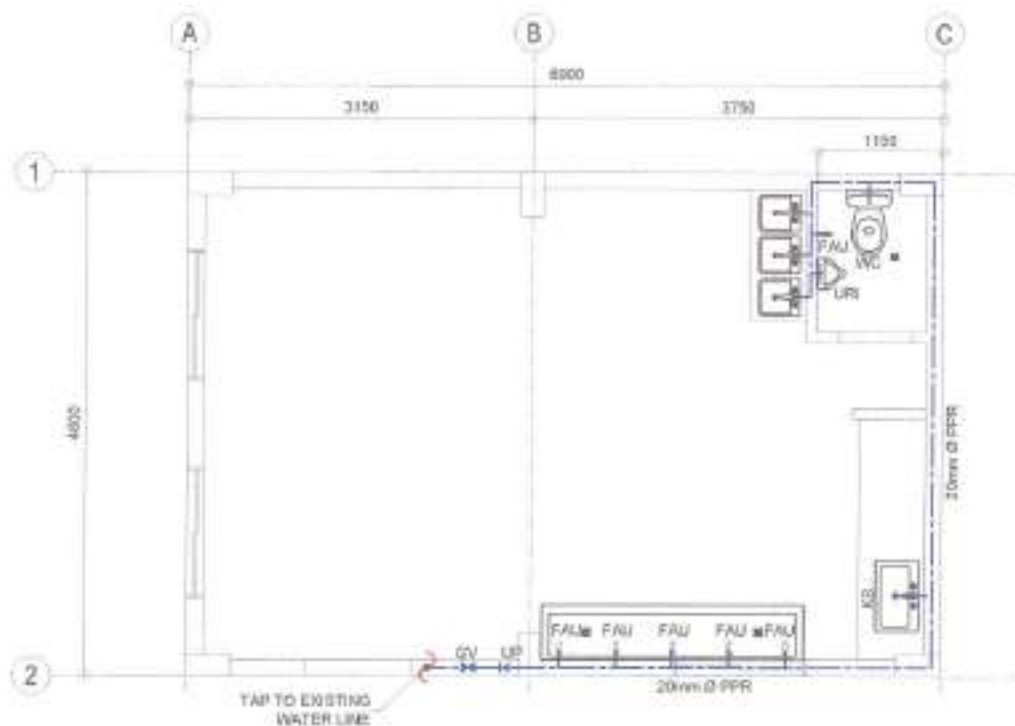
ENGR. ASAIAH R. VERZOSA, JR.
CH. OF CITY ENGINEERING DEPARTMENT

APPROVED BY:

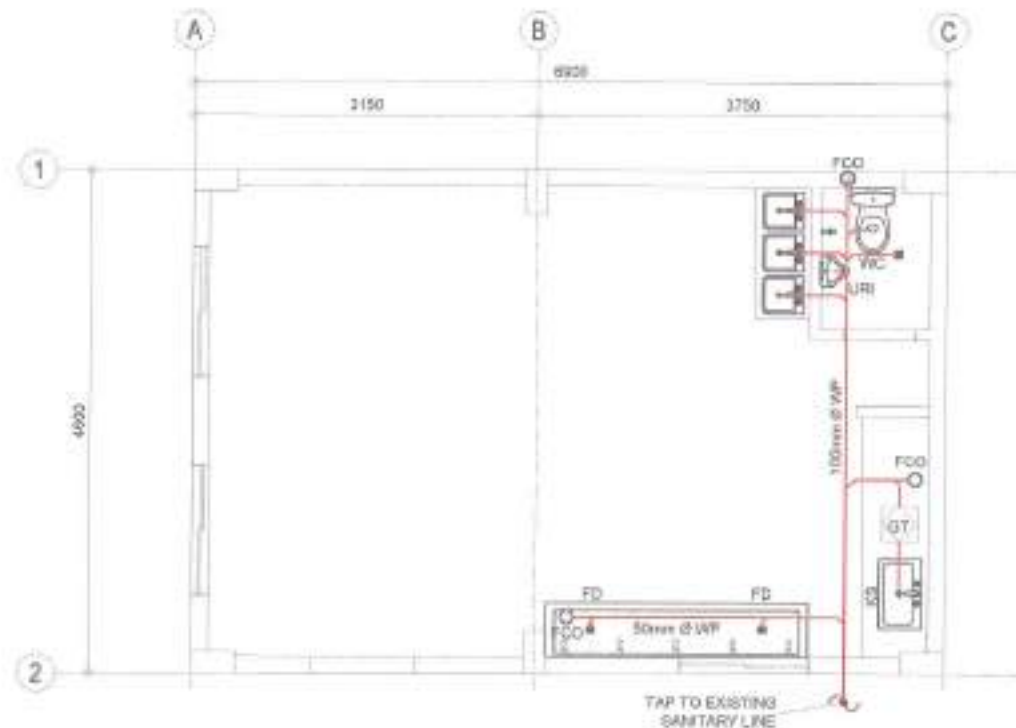
HON. MA. JOSEFINA G. BELMONTE
CITY MAJOR

SHEET NO. AND SYMBOLS:
GREASE TRAP DETAIL

PL-01
07/11



NOTE:
1. REPLACEMENT OF PLUMBING FIXTURES.



NOTE:
1. REPLACEMENT OF PLUMBING FIXTURES.

1 WATER LINE LAYOUT

SCALE: 1:50M

2 SANITARY LINE LAYOUT

SCALE: 1:50M



Republika ng Pilipinas
Lungsod ng Quezon
CITY ENGINEERING DEPARTMENT

PROJECT TITLE:
**PROPOSED REHABILITATION OF
SITIO CABUYAO II DAY CARE
CENTER**

LOCATION:
BAMBAGAY BA/WO, DISTRICT 6, QUEZON CITY

DRAWN BY: *ONE*
CHECKED BY: *JAC*
DATE: 08/20/2021
REVISION NO.:

ENGR. LEO S. DEL ROSARIO
HEAD - PLUMBING PROGRAM/SECTION

RECOMMENDED APPROVAL:
ENGR. NAOMI R. VERZOSA, JR.
D/C, CITY ENGINEERING DEPARTMENT

APPROVED BY:
HON. NA. JOSEFINA G. BELMONTÉ
CITY MAYOR

SHEET CONTENT:
WATER LINE LAYOUT
SANITARY LINE LAYOUT

SHEET NO.

PL-02
08/11

GENERAL NOTES:

- ALL ELECTRICAL WORK SHALL BE DONE IN ACCORDANCE WITH THE PROVISIONS OF THE LATEST EDITION OF THE PHILIPPINE ELECTRICAL CODE, THE LAWS AND ORDINANCES OF THE LOCAL, STATE AND NATIONAL AUTHORITIES AND THE REQUIREMENTS OF THE LOCAL POWER AND TELEPHONE UTILITY COMPANY.
- THE CONTRACTOR SHALL SECURE ALL PERMITS AND PAY ALL FEES REQUIRED FOR THE WORK AND SHALL FURNISH THE OWNED THROUGH THE ENGINEER'S FINAL CERTIFICATE OF ELECTRICAL SAFETY AND COMPLIANCE, FROM POWER GOVERNMENT AUTHORITIES FOR COMPLETION OF WORK.
- ALL EMERGENCY BRANCH CIRCUITS SHALL BE PROTECTED AND FOR EXPOSED WIRING AND SHALL BE INSULATED BY CONDUIT CLAMPS EVERY 750 MILLIMETER.
- WALL SWAYS SHALL BE PROVIDED BY THE CONTRACTOR WHERE NECESSARY TO HANG STAFF WIRE FALLING OVER IF THESE ARE NOT INDICATED ON THE PLAN. SOME OF ALL PULLBOXES SHALL BE COMPUTED BASED ON THE CODE REQUIREMENTS. SUBMIT SHOP DRAWINGS TO THE ENGINEER FOR APPROVAL PRIOR TO FABRICATION. LOCATION OF PULLBOXES SHALL BE APPROVED BY THE ARCHITECT/ENGINEER AND MUST BE REFLECTED ON THE FINAL PLAN.
- ALL POWER OUTLETS AND SWITCHES SHALL BE GROUNDED TYPE WITH FINALS, NOT FOR EXPOSED.
- PROVIDE GROUNDED FAULT CURRENT INTERRUPTER CIRCUIT BREAKER FOR LOADS MARKED GFI ON THE PLAN.
- ALL WIRING CONDUIT, CABLES AND EQUIPMENT SHALL BE PROPERLY GROUNDED AND BONDING.
- WIRING OTHER THAN EXPOSED WIRING SHALL BE AS FOLLOWS:
 - RECEPTACLE OUTLET - 900 MM AFF. FROM ABOVE WORKING SURFACE
 - LIGHTING SWITCH - 1600 MM AFF.
 - REAR PANEL - 1400 MM AFF.

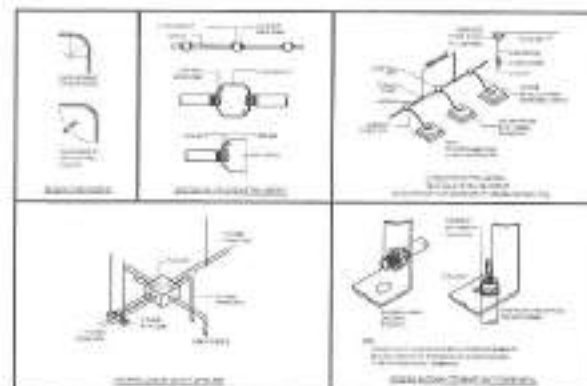
RECEPTACLE OUTLET - 900 MM AFF. FROM ABOVE WORKING SURFACE
 LIGHTING SWITCH - 1600 MM AFF.
 REAR PANEL - 1400 MM AFF.

- REFER TO MECHANICAL, PLUMBING AND FIRE PROTECTION DRAWINGS FOR SIZES AND LOCATION OF EQUIPMENT AS WELL AS THEIR CONTROL REQUIREMENTS AS PROVIDED AND OR SHOW UNDER THEIR RESPECTIVE SECTIONS.
- ALL MATERIALS TO BE USED SHALL BE OF THE BEST QUALITY, BRAND AND AS SPECIFIED.
- THE DIMENSIONS AND SPECIFICATIONS ARE INTENDED TO PRESENT GENERAL LAYOUT AND PROVIDE GENERAL INFORMATION OF THE PROJECT BUT DO NOT NECESSARILY INDICATE DIMENSIONS AND LOCATIONS, LEVELS AND DEVICES OF THE EQUIPMENT. THE CONTRACTOR IS HEREBY REQUIRED TO MAKE SUCH ADJUSTMENT AT THE JOB SITE AS DICTATED BY CONTRACTS AND LOCALS ARE GOVERNED BY ACTUAL FIELD CONDITIONS.
- ANY DISCREPANCY BETWEEN THE PLANS AND SPECIFICATIONS SHALL BE BROUGHT TO THE ATTENTION OF THE ENGINEER FOR CLARIFICATION BEFORE.
- ALL WIRING AND COMMERCIAL OUTLET CONDUIT SHALL BE 1/2" DIA. 1/2" THICK POLYMER WIRE UNLESS OTHERWISE NOTED. MINIMUM SIZE OF WIRE SHALL BE 1/2" DIA. 1/2" COPPER WIRE. ALL WIRES AND CABLES SHALL BE SHIELD CODED AS FOLLOWS:

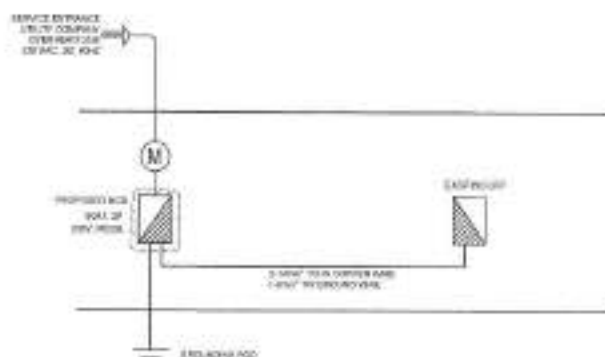
LINE - RED
 LINE - YELLOW
 NEUTRAL - WHITE
 GROUND - GREEN

- WOUND WIRE OUTSIDE ENCLOSURE SHALL BE FABRICATED FROM STEEL WITH THICKNESS AS FOLLOWS:
 - MINIMUM 1/8" DIA. OF THE WIRE SURFACE SHALL BE TO FOLLOW TO 1/2" DIA.
 - OVER 1/2" DIA. BUT NOT OVER 1" DIA. SHALL BE FABRICATED WITH METAL, 1/8" THICK AND 1/2" DIA.
 - OVER 1" DIA. BUT NOT OVER 1 1/2" DIA. SHALL BE FABRICATED WITH METAL, 1/8" THICK AND 1/2" DIA.
 - OVER 1 1/2" DIA. BUT NOT OVER 2" DIA. SHALL BE FABRICATED WITH METAL, 1/8" THICK AND 1/2" DIA.
- ALL ELECTRICAL WORK HEREIN SHALL BE EXECUTED BY LICENSED MEN UNDER THE DIRECT SUPERVISION OF A FINAL TIME LICENSED ELECTRICAL ENGINEER AND A QUALIFIED ELECTRICAL CONTRACTOR BY POSE. WORKS SHALL BE NEATLY PLACED, SECURELY FASTENED AND PROPERLY FINISHED.
- TYPE OF SERVICE ENTRANCE SHALL BE: SINGLE-PHASE, TWO WIRE PLUS GROUND, 200V/120V/240V/3-Ø/4-WIRE.
- CONDUITS AND CABLES SHALL BE MORE THAN THE EQUIVALENT OF FOUR-GUADES (4000) IF ANY ONE RUN. ALL CONDUIT ENDS SHALL BE FULFILLED BY USING HYDRAULIC BRACKETS. IF A BRACKET IS NOT PROVIDED, IT MUST BE IN ACCORDANCE TO THE CODE REQUIREMENTS.
- UPON COMPLETION OF ELECTRICAL CONSTRUCTION WORK, INSULATION RESISTANCE TEST AND FUNCTIONALITY TEST SHALL BE PERFORMED BY THE CONTRACTOR INCLUDING THE INSTALLATION TO BE REINSPECTED. DETAILS ON THESE APPROVED BY THE QUZON CITY ENGINEERING DEPARTMENT REPRESENTATIVE. THE CONDUIT RESISTANCE FOR ELECTRICAL WORKS SHALL NOT BE MORE THAN 1 OHM. COMMUNICATION PROBLEMS RESISTANCE SHALL NOT EXCEED 1 OHM.

	200W LED TUBE LIGHT TROFFER TYPE		TWO GANG SWITCH
	NIGHT		CONVENIENCE OUTLET, ONE GANG
	DUCT FAN		CONVENIENCE OUTLET, TWO GANG
	WALL FAN		MULTI PURPOSE OUTLET
	ONE GANG SWITCH		

**2 LEGEND & SYMBOLS**

SCALE: NTS

**3 MISCELLANEOUS DETAILS**

SCALE: NTS

LIGHTING AND POWER PANEL (EXISTING)

QTY	DESCRIPTION	VOLTS	IN	AMP	AC	USE IF	
						WIRE	CONDUIT
1	1-LED TUBE LIGHT	120	800	2.17	3Ø	1/2" DIA. 1/2" THICK POLYMER WIRE	1/2" DIA. 1/2" THICK POLYMER WIRE
2	2-CONVENIENCE OUTLET	120	800	2.80	3Ø	1/2" DIA. 1/2" THICK POLYMER WIRE	1/2" DIA. 1/2" THICK POLYMER WIRE
3	3-CONVENIENCE OUTLET	120	800	3.81	3Ø	1/2" DIA. 1/2" THICK POLYMER WIRE	1/2" DIA. 1/2" THICK POLYMER WIRE
4	4-CONVENIENCE UNIT	120	1000	1.9	3Ø	1/2" DIA. 1/2" THICK POLYMER WIRE	1/2" DIA. 1/2" THICK POLYMER WIRE
5	5-BOX	120	-	-	3Ø	-	-
		4,700	25,70				

COMPUTATION:

11 - 120V/240V
 11 - 120V/240V

CONDUIT SECTION
 USE: 1/2" DIA. 1/2" THICK POLYMER WIRE
 WIRE SIZE
 USE: 1/2" DIA. 1/2" THICK POLYMER WIRE & 1/2" DIA. 1/2" THICK POLYMER WIRE

1 GENERAL NOTES

SCALE: NTS

4 SINGLE LINE DIAGRAM

SCALE: NTS

5 SCHEDULE OF LOADS

SCALE: NTS



Republika ng Pilipinas
 Lungsod ng Quizon
CITY ENGINEERING DEPARTMENT

PROJECT TITLE:
**PROPOSED REHABILITATION OF
 SITIO CABUYAO II DAY CARE
 CENTER**

LOCATION:
 BARRADAY SAUYS, DISTRICT 4, QUIZON CITY

DRAWN BY:

DATE: 10/09/2021

CHECKED BY:

REVISION NO.:

SUBMITTED BY:

ENGR. LEO S. DEL ROSARIO
 HEAD, PLANNING & PROJECT MANAGEMENT DIVISION

RECOMMENDATION APPROVAL:

ENGR. LEONARDO VERZOSA, JR.
 CH. CITY ENGINEERING DEPARTMENT

APPROVED BY:

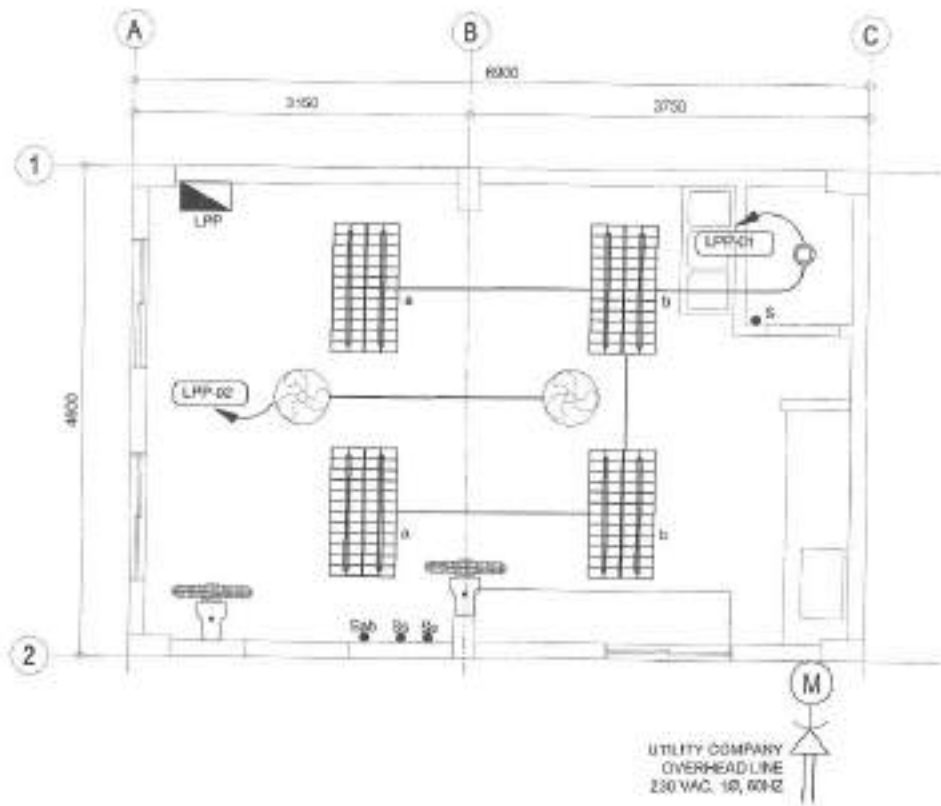
HON. MA. JOSEFINA G. BELMONTE
 CITY MARCH

SHEET CONTENT:

GENERAL NOTES
 LEGEND AND SYMBOLS
 MISCELLANEOUS
 DETAILS
 SINGLE LINE DIAGRAM
 SCHEDULE OF LOADS

SHEET NO.:

EL-01
09/11

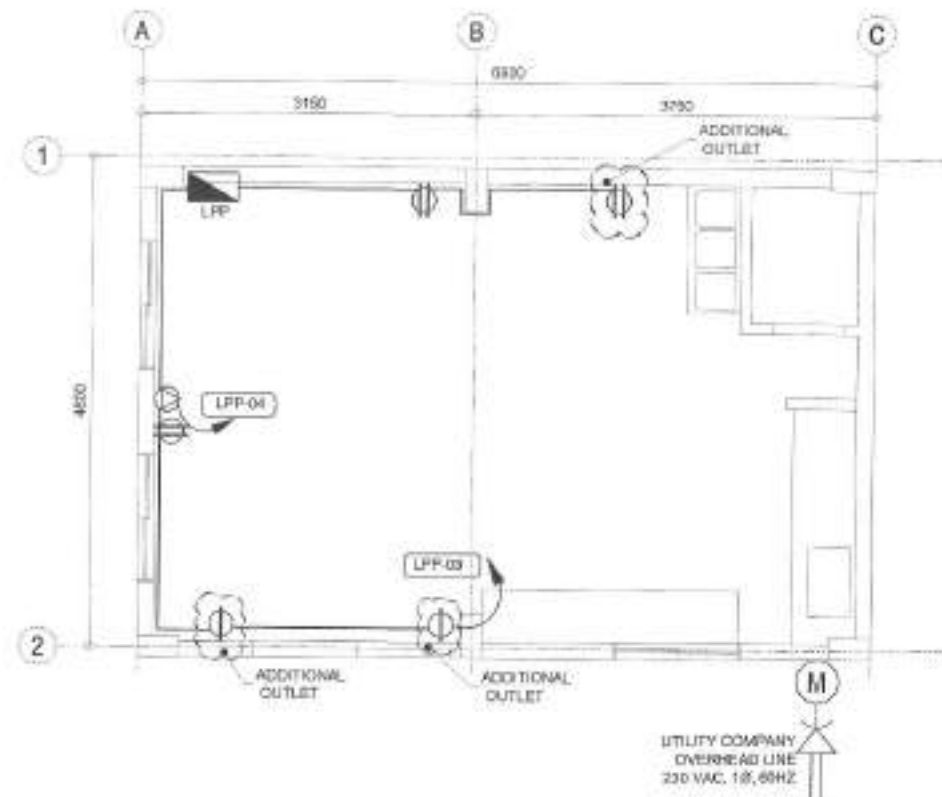


NOTE:

1. REPLACEMENT OF ALL LIGHTING FIXTURES AND WIRING DEVICES
2. TAP TO EXISTING POWER SUPPLY

1 PROPOSED LIGHTING LAYOUT

SCALE: 1:50M



NOTE:

1. ADDITIONAL AND REPLACEMENT OF OUTLETS
2. TAP TO EXISTING POWER SUPPLY

2 PROPOSED POWER LAYOUT

SCALE: 1:50M



Republika ng Pilipinas
Lungsod ng Quezon
CITY ENGINEERING DEPARTMENT

PROJECT TITLE:	DRAWN BY: EMS	SUBMITTED BY:	RECOMMENDED APPROVAL:	APPROVED BY:	SHEET CONTENT:	SHEET NO.
PROPOSED REHABILITATION OF SITIO CABUYAO II DAY CARE CENTER	DATE: 06-28-2021				PROPOSED LIGHTING LAYOUT PROPOSED POWER LAYOUT	EL-02 10/11
LOCATION: SANTANDAY SALVO, DISTRICT 4, QUEZON CITY	CHECKED BY:	ENGR. LEO S. DEL ROSARIO HEAD, PLANNING & PROGRAMMING OFFICE	ENGR. ISAGANI R. VERZOSA, JR. CH. CITY ENGINEERING DEPARTMENT	HON. MA. JOSEFINA G. BELMONTE CITY MAVER		

- ALL MECHANICAL WORKS SHALL BE DONE IN ACCORDANCE WITH THE LATEST REQUIREMENTS OF THE NATIONAL BUILDING CODE, PSME CODE AND THE RULES AND REGULATIONS OF QUEZON CITY.
- THE SCOPE OF WORK SHALL INCLUDE ALL WORKS DESCRIBED IN PLANS.
- THE WORKS SHALL BE EXECUTED IN CLOSE COORDINATION WITH ALL OTHER TRADES.
- ALL AIRCONDITIONED SPACES SHALL BE MAINTAINED AT 24°C DB AND 50% RH.
- CONTRACTOR SHALL SUBMIT SHOP DRAWINGS, MANUFACTURERS CATALOGUE, SPECIFICATIONS, SAMPLES, INCLUDING VIBRATION ISOLATORS BEFORE EXECUTION OF WORK.
- ALL FLOOR SLAB MOUNTED VIBRATING EQUIPMENT SHALL BE PROVIDED WITH VIBRATION ISOLATORS TO PREVENT VIBRATIONS AND NOISE TRANSMISSION.
- EXHAUST FAN SHALL BE PROVIDED WITH SUITABLE FLEXIBLE CONNECTIONS TO DISCHARGE DUCT.
- THE CONTRACTOR SHALL BE RESPONSIBLE FOR ALL TESTING AND COMMISSIONING OF THE WHOLE VENTILATION AND AIRCONDITIONING SYSTEM AND INSTALLATION.
- ALL POWER WIRING SHALL BE ELECTRICAL AND TERMINATION TO EQUIPMENT SHALL BE MECHANICAL.
- PROVIDE CONTROL WIRING FOR AIRCONDITIONING EQUIPMENT.
- PROVIDE THERMOSTAT FOR ALL INDOOR UNITS / FAN COIL UNITS.
- VERIFY LOCATION OF CONTROLLERS AND SWITCHES ON ELECTRICAL PLANS.
- ALL PIPE EQUIPMENT CONDENSATE DRAIN SHALL BE CONNECTED TO THE NEAREST FLOOR DRAIN / AD / CB
- PROVIDE GUIDES, HANGERS, AND SUPPLEMENTAL STEEL SUPPORT FOR ALL PIPING, DUCTING AND EQUIPMENTS.
- PROVIDE PIPE SLEEVES FOR ALL PIPING PASSING THRU BUILDING STRUCTURE.
- ALL PIPE DIMENSIONS ARE IN MILLIMETER UNLESS OTHERWISE NOTED.

1 GENERAL NOTES

SCALE: NTS

 - EQUIPMENT DESIGNATION

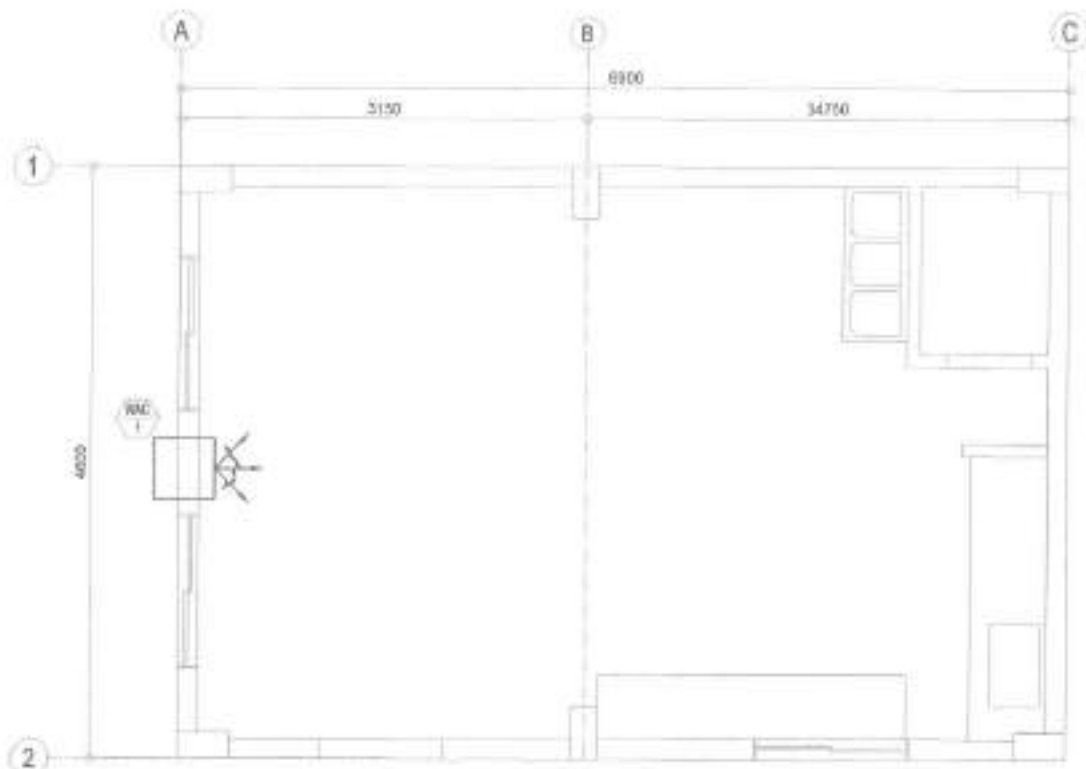
 - WINDOW TYPE AIR CONDITIONER

2 LEGENDS AND SYMBOLS

SCALE: NTS

4 SCHEDULE OF AIR CONDITIONING UNIT

SCALE: NTS



3 AIR CONDITIONING UNIT LAYOUT

SCALE: 1:500

WINDOW TYPE AIR-CONDITIONER AIR-COOLED CONDENSING UNITS

DESIGNATION	LOCATION	QUANTITY	COOLING CAPACITY		AIR CIRCULATION	POWER INPUT WATTS	ELECTRICAL SUPPLY			REMARKS
			HP	BTUHR			VOLTS	PHASE	HERTZ	
	AS SHOWN ON PLANS	1 SET	2 HP	21,000	451 CFM	1730	230.8	1Ø	60.0	SHOWING 3 WYME (W/IC) ONLY TO BE INSTALLED BY MECHANICAL CONTRACTOR



Republic of the Philippines
Lungsod ng Quezon
CITY ENGINEERING DEPARTMENT

PROJECT TITLE:
**PROPOSED REHABILITATION OF
SITIO CABUYAOD II DAY CARE
CENTER**

LOCATION:
BAYANGWAY SAHPO, DISTRICT II, QUEZON CITY

DESIGNED BY: 

DATE: 10/26/2021

CHECKED BY: 

NUMBER AC1:

SUBMITTED BY: 

ENGR. LEO S. DEL ROSARIO
HEAD, PLANNING & PROGRAMMING DIVISION

ENGINEERING APPROVAL:

ENGR. ASA R. R. VERZOSA, JR.
CH. CLERK, PLANNING DIVISION

APPROVED BY:

HON. MA. JOSEFINA G. BELMONTE
CITY ENGINEER

SHEET CONTENT:

ORIGINAL NOTES
REVISIONS AND SYMBOLS
AIR-CONDITIONING UNIT
LAYOUT
SCHEDULE OF AIR
CONDITIONING UNIT

SHEET NO.:

ME-01
11/11

Section VIII. Bill of Quantities

Notes on the Bill of Quantities

Objectives

The objectives of the Bill of Quantities are:

- a. to provide sufficient information on the quantities of Works to be performed to enable Bids to be prepared efficiently and accurately; and
- b. when a Contract has been entered into, to provide a priced Bill of Quantities for use in the periodic valuation of Works executed.

In order to attain these objectives, Works should be itemized in the Bill of Quantities in sufficient detail to distinguish between the different classes of Works, or between Works of the same nature carried out in different locations or in other circumstances which may give rise to different considerations of cost. Consistent with these requirements, the layout and content of the Bill of Quantities should be as simple and brief as possible.

Daywork Schedule

A Daywork Schedule should be included only if the probability of unforeseen work, outside the items included in the Bill of Quantities, is high. To facilitate checking by the Entity of the realism of rates quoted by the Bidders, the Daywork Schedule should normally comprise the following:

- a. A list of the various classes of labor, materials, and Constructional Plant for which basic daywork rates or prices are to be inserted by the Bidder, together with a statement of the conditions under which the Contractor will be paid for work executed on a daywork basis.
- b. Nominal quantities for each item of Daywork, to be priced by each Bidder at Daywork rates as Bid. The rate to be entered by the Bidder against each basic Daywork item should include the Contractor's profit, overheads, supervision, and other charges.

Provisional Sums

A general provision for physical contingencies (quantity overruns) may be made by including a provisional sum in the Summary Bill of Quantities. Similarly, a contingency allowance for possible price increases should be provided as a provisional sum in the Summary Bill of Quantities. The inclusion of such provisional sums often facilitates budgetary approval by avoiding the need to request periodic supplementary approvals as the future need arises. Where such provisional sums or contingency allowances are used, the SCC should state the manner in which they will be used, and under whose authority (usually the Procuring Entity's Representative's).

The estimated cost of specialized work to be carried out, or of special goods to be supplied, by other contractors should be indicated in the relevant part of the Bill of Quantities as a particular provisional sum with an appropriate brief description. A separate procurement procedure is normally carried out by the Procuring Entity to select such specialized contractors. To provide an element of competition among the Bidders in respect of any facilities, amenities, attendance, etc., to be provided by the successful Bidder as prime Contractor for the use and convenience of the specialist contractors, each related provisional sum should be followed by an item in the Bill of Quantities inviting the Bidder to quote a sum for such amenities, facilities, attendance, etc.

Signature Box

A signature box shall be added at the bottom of each page of the Bill of Quantities where the authorized representative of the Bidder shall affix his signature. Failure of the authorized representative to sign each and every page of the Bill of Quantities shall be a cause for rejection of his bid.

These Notes for Preparing a Bill of Quantities are intended only as information for the Procuring Entity or the person drafting the Bidding Documents. They should not be included in the final documents.

PROJECT TITLE : PROPOSED CONSTRUCTION OF HANDWASHING FACILITY AND REHABILITATION OF DAY CARE CENTER AT DISTRICT 6 / AREA X

LOCATION : BARANGAY SAUYO, DISTRICT 6, QUEZON CITY

PROJECT NO. : 22 - 00003

DURATION : Seventy Five (75) Calendar Days

BREAKDOWN OF COST

ITEM NO.	ITEM OF WORK (DESCRIPTION)	MATERIALS COST	LABOR COST	INDIRECT COST	AGGREGATE COST
ALMA NOVA DAYCARE CENTER, BRGY. SAUYO					
I	GENERAL REQUIREMENTS				
II	CONSTRUCTION OF HANDWASHING FACILITY				
III	REHABILITATION OF DAYCARE CENTER				
SITIO CABUYAO II DAYCARE CENTER, BRGY. SAUYO					
I	GENERAL REQUIREMENTS				
II	SITE WORKS				
III	CIVIL / STRUCTURAL WORKS				
IV	ARCHITECTURAL WORKS				
V	PLUMBING WORKS				
VI	ELECTRICAL WORKS				
VII	MECHANICAL WORKS				

TOTAL COST P

LUMP SUM BID IN WORDS : _____

Contractor : _____

BILL OF QUANTITIES
(Building Construction/Rehabilitation Project)

PROJECT TITLE : PROPOSED CONSTRUCTION OF HAND WASHING FACILITY AND REHABILITATION OF ALMA NOVA DAY CARE CENTER

LOCATION : BARANGAY SAUYO, DISTRICT 6, QUEZON CITY

PROJECT NO. : 22 - 00003

SCOPE OF WORK :

I GENERAL REQUIREMENTS

1 General Requirements include temporary enclosure, billboard, scaffolding, construction safety and health, and clearing, hauling and disposal of construction materials and debris.

II CONSTRUCTION OF HAND WASHING FACILITY

1 Construction of Hand Washing Facility

2 Site Works include chipping of concrete.

3 Civil / Structural Works include restoration of concrete.

4 Sanitary / Plumbing Works include installation of roughing-ins, fixtures and accessories.

III REHABILITATION OF DAY CARE CENTER

1 Site Works include demolition/removal works, clearing and cleaning for painting preparation, and earthworks

2 Civil / Structural Works include concrete works, masonry works, moisture protection, metal works and roofing works.

3 Architectural Works include floor finishes, wall finishes, ceiling finishes, countertop finishes, painting works, installation of doors and windows, fabricated materials, and lettering.

4 Sanitary / Plumbing Works include installation of roughing-ins, fixtures and accessories.

5 Electrical Works include installation of roughing-ins, wirings, devices, fixtures and accessories.

6 Mechanical Works include installation of air-conditioning unit.

7 Utilities and Ancillary include installation of 2-layer line canal.

IV TESTING AND COMMISSIONING

1 All necessary testing and commissioning shall be performed in accordance to standards.

ITEM NO.	WORK DESCRIPTION AND SCOPE OF WORKS	QTY.	UNIT	UNIT COST	TOTAL COST
I	GENERAL REQUIREMENTS				
	Billboard	1	unit	₱	₱
	Clearing, Hauling and Disposal of Construction Materials and Debris	4	t.l.		
	Construction Safety and Health	1	unit		
	Scaffolding (Rental)	41	sq.m.		
	Temporary Enclosure Around the Construction Area (h=2.4m)	27	l.m.		
				DIRECT COST I	₱
II	CONSTRUCTION OF HAND WASHING FACILITY				
A	Hand Washing Facility				
	Single Sink, Portable Hand Washing Facility	3	unit	₱	₱
				Direct Cost A	₱
B	Site Works				
	Chipping of Concrete (Plumbing / Sanitary Works)	2	sq.m.	₱	₱
				Direct Cost B (Labor Cost)	
C	Civil / Structural Works				

ITEM NO.	WORK DESCRIPTION AND SCOPE OF WORKS	QTY.	UNIT	UNIT COST	TOTAL COST
	Restoration of Concrete (Plumbing/Sanitary Works)	2	sq.m.	₱	₱
				Material Cost C	₱
				Labor Cost C	
				Direct Cost C	₱
D	Sanitary / Plumbing Works				
	Sewer Line / Storm Drainage System				
	Roughing-Ins				
	50 mm Ø, PVC Pipe with Hub	2	piece	₱	₱
	50mm Ø, P-Trap	3	piece		
	50mm Ø, 1/8 Bend	9	piece		
	100mm Ø, Cleanout with Adapter	1	piece		
	Waterline System				
	Roughing-Ins				
	20mm Ø, PPR Pipe	3	piece		
	20mm Ø, Coupling	2	piece		
	20mm Ø, Elbow	2	piece		
	20mm Ø, Tee Equal	3	piece		
	Valves and Appurtenances				
	20mm Ø Gate Valve, PPR	1	piece		
	Miscellaneous & Consumables				
	400cc Solvent Cement	1	can		
	All-Around Sealant	1	can		
	Hacksaw Blade	1	piece		
	Teflon Tape	1	roll		
	Waste Cloth	1	kg		
				Material Cost D	₱
				Labor Cost D	
				Direct Cost D	₱
				MATERIAL COST II	₱
				LABOR COST II	
				DIRECT COST II	₱
III	REHABILITATION OF DAY CARE CENTER				
A	SITE WORKS				
	Removal / Demolition Works				
	Removal of Water Closet	1	set	₱	₱
	Removal of Floor Drain	2	piece		
	Removal of Kitchen Sink	1	set		
	Removal of Urinal	1	set		
	Removal of Dilapidated Tiles	57	sq.m.		
	Removal of Roofing, Framing and Accessories	79	sq.m.		
	Removal of Ceiling	89	sq.m.		
	Removal of Doors	4	set		
	Removal of Steel Gate	2	set		
	Removal of Windows	11	sq.m.		
	Removal of Hanging Cabinet	2	sq.m.		

ITEM NO.	WORK DESCRIPTION AND SCOPE OF WORKS	QTY.	UNIT	UNIT COST	TOTAL COST
	Removal of Steel Fence	6	sq.m.		
	Removal of Canopy	8	sq.m.		
	Chipping of Concrete (Plumbing/Electrical Works)	6	sq.m.		
	Chipping of Column	1	cu.m.		
	Demolition of CHB Wall	27	sq.m.		
	Demolition of Bleachers	5	sq.m.		
	Cleaning and Clearing for Painting Preparation	215	sq.m.		
	Excavation for Structures				
	Wall Footing	8	sq.m.		
	Backfill and Compaction	5	cu.m.		
				Subtotal	₱
	Gravel Bedding	1	cu.m.	₱	₱
	Imported Earthfill	3	cu.m.		
				Material Cost	₱
				Labor Cost	
				Subtotal	₱
				Material Cost A	₱
				Labor Cost A	
				Direct Cost A	₱
B	CIVIL / STRUCTURAL WORKS				
	Concrete Works				
	On Site Mix Concrete, 21MPa, 3/4" Gravel @28 Days				
	Wall Footing	1	cu.m.	₱	₱
	Footing	1	cu.m.		
	Column	1	cu.m.		
	Bleacher	1	cu.m.		
	Reinforcing Steel Bar				
	Grade 40 Reinforcing Steel Bar with G.I. Tie Wire #16				
	10mm Ø Wall Footing	36	kg		
	10mm Ø Bleachers	13	kg		
	10mm Ø Column Ties	47	kg		
	12mm Ø Wall Footing	45	kg		
	Grade 60 Reinforcing Steel Bar with G.I. Tie Wire #16				
	16mm Ø Footing	40	kg		
	16mm Ø Column	71	kg		
	Formworks				
	Wall Footing	8	sq.m.		
	Footing	2	sq.m.		
	Column	6	sq.m.		
	Bleacher	2	sq.m.		
	Scaffolding and Shoring				
	Column	8	l.m.		
	Masonry Works				
	Restoration of Concrete (Electrical Works)	4	sq.m		
	Plastering of CHB Walls	21	sq.m		

ITEM NO.	WORK DESCRIPTION AND SCOPE OF WORKS	QTY.	UNIT	UNIT COST	TOTAL COST
	150mm CHB Laying include Mortar, Reinforcement and Two-Face Plastering	31	sq.m.		
	100mm CHB Laying include Mortar, Reinforcement and Two-Face Plastering	5	sq.m.		
	Concrete Bonding Agent (For Hairline Cracks)	6	sq.m.		
	Plastering (For Hairline Cracks)	6	sq.m.		
	Moisture Protection				
	Cementitious Capillary Type Waterproofing (CR)	3	sq.m.		
	Metal Works				
	Steel Gate (G1)				
	50mm x 50mm x 2mm Tubular Bar	28	kg		
	25mm x 25mm x 1.5mm Tubular Bar	12	kg		
	G.I. Plain Sheet	2	sq.m.		
	38mmØ Barrel Bolt	1	set		
	38mmØ Foot Bolt	1	set		
	Cylindrical Hinge, Heavy Duty	6	piece		
	Door Grilles (G2)				
	50mm x 50mm x 2mm Tubular Bar	23	kg		
	25mm x 25mm x 1.5mm Tubular Bar	18	kg		
	38mmØ Barrel Bolt	1	set		
	Cylindrical Hinge, Heavy Duty	3	piece		
	Door Grilles (G3)				
	50mm x 50mm x 2mm Tubular Bar	24	kg		
	25mm x 25mm x 1.5mm Tubular Bar	10	kg		
	G.I. Plain Sheet	2	sq.m.		
	38mmØ Barrel Bolt	1	set		
	38mmØ Foot Bolt	1	set		
	Cylindrical Hinge, Heavy Duty	6	piece		
	Fence				
	25mm x 25mm x 2mm Tubular Bar	568	kg		
	Window Grilles				
	25mm x 25mm x 2mm Tubular Bar	398	kg		
	Stainless Steel Mosquito Screen	13	sq.m.		
	Roof Trusses				
	50mm x 50mm x 6mm Angle Bar	684	kg		
	38mm x 38mm x 6mm Angle Bar	529	kg		
	50mm x 150mm x 1.2mm C-Purlins	502	kg		
	10mmØ Sagrod	37	kg		
	50mm x 50mm x 2mm Tubular Bar	18	kg		
	50mm x 100mm x 2mm Tubular Bar	27	kg		
	18mm Thk Steel Plate	161	kg		
	6mm Thk Gusset Plate	81	kg		
	18mmØ Anchor Bolts	48	piece		
	Miscellaneous and Consumables				
	Acetylene Tank Refill	3	tank		
	Assorted Metal Drill Bit	7	piece		
	Cut Off Blade	7	piece		
	Grinding Disc Metal	7	piece		

ITEM NO.	WORK DESCRIPTION AND SCOPE OF WORKS	QTY.	UNIT	UNIT COST	TOTAL COST
	Oxygen Tank Refill	6	tank		
	Welding Rod	4	box		
	Roofing Works				
	Pre-painted Rib Type G.I. Roofing	122	sq.m.		
	Pre-painted G.I. Flashing	54	l.m.		
	Pre-painted G.I. Ridge Roll	11	l.m.		
	12mm x 300mm Fiber Cement Fascia Board	37	l.m.		
	6mm thk. One Sided Aluminum Foil Thermal Insulation	122	sq.m.		
	Tekscrew	1108	piece		
	Blind Rivets	540	piece		
	Silicon Sealant	23	tube		
				Material Cost B	₱
				Labor Cost B	
				Direct Cost B	₱
C	ARCHITECTURAL WORKS				
	Floor Finishes				
	600mm x 600mm Non-Skid Homogeneous Tiles	55	sq.m.	₱	₱
	300mm x 300mm Non-Skid Homogeneous Tiles	3	sq.m.		
	Floor Topping Preparation for Tile Works	58	sq.m.		
	Plain Cement Finish	47	sq.m.		
	Wall Finishes and Partitions				
	300mm x 300mm Homogeneous Tiles	9	sq.m.		
	Countertop Finishes				
	600mm x 600mm Homogeneous Tiles	5	sq.m.		
	Ceiling Finishes				
	6mm Fiber Cement Board including Metal Framing	93	sq.m.		
	Fabricated Materials				
	Countertop with Undercounter Cabinet	3	l.m.		
	Hanging Cabinet	3	sq.m.		
				Material Cost	₱
				Labor Cost	
				Subtotal	₱
	Installation of Doors				
	D1 - (0.9m x 2.1m) Panel Door	1	set	₱	₱
	D2 - (0.8m x 2.1m) Panel Door	1	set		
	D3 - (0.6m x 2.1m) PVC Door with Louver	1	set		
	Door Jamb				
	D1 - (0.9m x 2.1m) Panel Door	1	set		
	D2 - (0.8m x 2.1m) Panel Door	1	set		
	Hardware and Accessories				
	Door Hinge, Heavy Duty, Stainless	9	piece		
	Door Knob, Lever Type, Stainless	3	piece		
	Installation of Windows				
	W1- (1.5m x 1.2m) Sliding Window on Aluminum Powder Coated Framing with Complete Accessories	4	set		
	W2- (1.5m x 1.2m) Sliding Window on Aluminum	1	set		

ITEM NO.	WORK DESCRIPTION AND SCOPE OF WORKS	QTY.	UNIT	UNIT COST	TOTAL COST
	Powder Coated Framing with Complete Accessories with Fixed Glass and ACU Provision				
	W3- (1.2m x 1.0m) Sliding Window on Aluminum Powder Coated Framing with Complete Accessories	1	set		
	W4- (0.5m x 0.4m) Awning Window on Aluminum Powder Coated Framing with Complete Accessories	1	set		
				Material Cost	₱
				Labor Cost	
				Subtotal	₱
	Painting Works				
	Elastomeric Paint Finish (Exterior Wall)	184	sq.m.	₱	₱
	Epoxy Enamel Paint Finish (Steel Surface)	127	sq.m.		
	Quick Dry Enamel Finish (Cabinet and Shelves)	10	sq.m.		
	Flat Latex Paint Finish				
	Ceiling	93	sq.m.		
	Interior Wall	107	sq.m.		
				Material Cost	₱
				Labor Cost	
				Subtotal	₱
	Letterings				
	200mm Stainless Steel Lettering "ALMA NOVA DAY CARE CENTER"	21	set	₱	₱
				Material Cost	₱
				Labor Cost	
				Subtotal	₱
				Material Cost C	₱
				Labor Cost C	
				Direct Cost C	₱
D	SANITARY / PLUMBING WORKS				
	Sewer Line / Storm Drainage System				
	Roughing-Ins				
	50 mm Ø PVC Pipe	2	piece	₱	₱
	75 mm Ø PVC Pipe	5	piece		
	100mm Ø, PVC Pipe	4	piece		
	150mm Ø, PVC Pipe	5	piece		
	50mm Ø, P-Trap	5	piece		
	75mm Ø, P-Trap	1	piece		
	50mm Ø, 1/8 Bend	21	piece		
	75mm Ø, 1/8 Bend	5	piece		
	100mm Ø, 1/8 Bend	3	piece		
	150mm Ø, 1/8 Bend	6	piece		
	75mm Ø, 1/4 Bend	1	piece		
	75mm Ø x 75mm Ø, Tee	2	piece		
	100mm Ø x 75mm Ø, Tee	2	piece		

ITEM NO.	WORK DESCRIPTION AND SCOPE OF WORKS	QTY.	UNIT	UNIT COST	TOTAL COST
	100mm Ø x 50mm Ø, Wye	4	piece		
	100mm Ø x 75mm Ø, Wye	1	piece		
	150mm Ø x 150mm Ø, Wye	2	piece		
	100mm Ø, Cleanout with Adapter	1	piece		
	50 mm Ø No Hub Coupling	2	piece		
	Waterline System				
	Roughing-Ins				
	20mm Ø PPR Pipe	4	piece		
	20mm Ø, Elbow	10	piece		
	20mm Ø, Coupling	4	piece		
	20mm Ø, Tee Equal	8	piece		
	20mm Ø, Female Threaded, Tee	4	piece		
	Valves and Appurtenances				
	20mm Ø Gate Valve, PPR	1	piece		
	20mm Ø Check Valve	1	piece		
	Fixtures				
	Bidet with Complete Accessories, Stainless (Water Efficient)	1	set		
	Floor Drain, 100mm x 100mm	2	piece		
	Grease Trap, 5GPM, Stainless	1	set		
	Hose Bibb, Lever-Type, Stainless, Heavy-Duty (Water Efficient)	5	set		
	Kitchen Sink, Single Tub, Stainless	1	set		
	Kitchen Sink Faucet, Stainless, Heavy-Duty (Water Efficient)	1	piece		
	Lavatory, Wall-Hung	1	set		
	Lavatory Faucet, Lever-Type, Stainless, Heavy-Duty (Water Efficient)	1	piece		
	Soap Holder, Ceramic	1	piece		
	Tissue Holder, Ceramic	1	piece		
	Urinal, Flush Valve-Type, Kiddy (Water Efficient)	1	set		
	Water Closet, Tank Type w/ Accessories, Kiddy (Water Efficient)	1	set		
	Accessories				
	Angle Valve, Single Way, Stainless	3	piece		
	Angle Valve, Two Way, Stainless	1	piece		
	Flexible Hose, Stainless Steel	4	piece		
	Miscellaneous & Consumables				
	400cc Solvent Cement	3	can		
	All-Around Sealant	3	can		
	Hacksaw Blade	2	piece		
	Teflon Tape	2	roll		
	Waste Cloth	2	kg		
				Material Cost D	₱
				Labor Cost D	
				Direct Cost D	₱
E	ELECTRICAL WORKS				
	Roughing-ins				
	20mmØ PVC Pipe	58	piece	₱	₱
	32mmØ PVC Pipe	10	piece		
	25mmØ IMC Pipe	3	piece		

ITEM NO.	WORK DESCRIPTION AND SCOPE OF WORKS	QTY.	UNIT	UNIT COST	TOTAL COST
	Fittings and Accessories				
	20mmØ PVC Adaptor	70	piece		
	20mmØ PVC Locknut and Bushing	70	pair		
	32mmØ PVC Adaptor	6	piece		
	32mmØ PVC Locknut and Bushing	6	pair		
	25mmØ IMC Coupling	4	piece		
	25mmØ IMC Elbow	2	piece		
	25mmØ Weatherproof Entrance Cap	1	piece		
	16mm Ø x 3000mm Grounding Rod (Copper Clod) with Ground Clamp	1	piece		
	50mm x 100mm PVC Utility Box	20	piece		
	100mm x 100mm PVC Junction Box with Cover	15	piece		
	Wires and Cables				
	3.5mm ² THHN Wire	3	roll		
	5.5mm ² THHN Wire	35	l.m.		
	14mm ² THHN Wire	50	l.m.		
	2.0mm ² TW Wire	70	l.m.		
	3.5mm ² TW Wire	17	l.m.		
	8.0mm ² TW Wire	25	l.m.		
	Lighting Fixtures (Energy Efficient)				
	300mm x 1200mm, 2 x 18W LED, Troffer Type with Complete Accessories, Recessed Type	6	set		
	Complete Accessories, Recessed Type				
	1 x 18W LED, Tube Light, Box Type	5	set		
	100mmØ Receptacle with 10W LED Bulb	2	set		
	Wiring Devices & Other Fixtures				
	Aircon Outlet, Multipurpose Outlet	1	piece		
	Convenience Outlet with Ground, One Gang	2	piece		
	Convenience Outlet with Ground, Two Gang	3	piece		
	Orbit Fan, Heavy Duty with Selector Switch	5	set		
	Wall Fan, Heavy Duty with Selector Switch	3	set		
	Switch with Plate and Cover, One Gang	2	piece		
	Switch with Plate and Cover, Two Gang	1	piece		
	Switch with Plate and Cover, Three Gang	1	piece		
	Panelboard				
	MCB				
	Main: 60AT, 2P, 230V, MCCB	1	assy		
	Enclosure: NEMA 3R with Ground Terminals				
	LPP				
	Main: 60AT, 2P, 230V, MCCB	1	assy		
	Branches : 3 - 20AT, 2P, 230V				
	1 - 30AT, 2P, 230V				
	Enclosure: NEMA 1 with Ground Terminals				
	Pipe Hangers & Supports				
	Horizontal Layout of Pipe	10	l.m.		
	Vertical Layout of Pipe	5	l.m.		
	Miscellaneous & Consumables				
	400cc Solvent Cement	1	can		

ITEM NO.	WORK DESCRIPTION AND SCOPE OF WORKS	QTY.	UNIT	UNIT COST	TOTAL COST
	Electrical Tape	7	roll		
	G.I Tie Wire (for Wire/Cable Pulling)	2	kg		
	Hacksaw Blade	2	piece		
	Pulling Lubricant	1	gal		
	Rubber Tape	5	roll		
				Material Cost E	₱
				Labor Cost E	
				Direct Cost E	₱
F	MECHANICAL WORKS				
	Equipment and Accessories				
	WAC 1 - Window Type Airconditioning Unit, Inverter Type, 2.5hp, 2.0TR, 600cfm, 2350W, 230V / 1φ / 60Hz	1	unit	₱	₱
				Material Cost	
				Labor Cost	₱
				Direct Cost	
	Pipe Hangers and Supports				
	Window Type Aircon Steel Bracket	1	unit	₱	₱
	Vibration Isolator	4	piece		
				Material Cost	₱
				Labor Cost	
				Direct Cost	₱
				Material Cost F	₱
				Labor Cost F	
				Direct Cost F	₱
G	UTILITIES AND ANCILLARY				
	2-Layer Line Canal	4	l.m.	₱	₱
				Material Cost	₱
				Labor Cost	
				Direct Cost	₱
	Catch Basin	2	unit	₱	₱
				Direct Cost	₱
				Material Cost G	₱
				Labor Cost G	
				Direct Cost G	₱
				MATERIAL COST III	₱
				LABOR COST III	
				DIRECT COST III	₱

SUMMARY

ITEM NO.	WORK DESCRIPTION AND SCOPE OF WORKS	QTY.	UNIT	UNIT COST	TOTAL COST
ITEM NO.	WORK DESCRIPTION AND SCOPE OF WORKS				TOTAL COST
I	GENERAL REQUIREMENTS				₱
II	CONSTRUCTION OF HAND WASHING FACILITY				
III	REHABILITATION OF DAY CARE CENTER				
NOTE:					TOTAL DIRECT COST ₱
<ul style="list-style-type: none"> Strictly enforce health protocols relative to the latest applicable DPWH memorandum 					Overhead, Contingencies and Miscellaneous and Consumables Expenses (OCM) Profit VAT
					TOTAL ESTIMATED COST ₱

BILL OF QUANTITIES
(Building Construction/Rehabilitation Project)

PROJECT TITLE : PROPOSED CONSTRUCTION OF HAND WASHING FACILITY AND REHABILITATION OF SITIO CABUYAO II DAY CARE CENTER

LOCATION : BARANGAY SAUYO, DISTRICT 6, QUEZON CITY

PROJECT NO. : 22 - 00003

SCOPE OF WORKS:

1. General Requirements include temporary enclosure, billboard, scaffolding, construction safety and health, and clearing, hauling & disposal of construction materials and debris.
2. Site Works include demolition/removal works, and cleaning and clearing for painting preparation.
3. Civil/Structural Works include moisture protection, masonry works, metal works, and roofing works.
4. Architectural Works include floor finishes, wall finishes, countertop finishes, ceiling finishes, painting works, installation of doors and windows, fabricated materials, and letterings.
5. Sanitary/Plumbing Works include installation of roughing-ins, fixtures and accessories.
6. Electrical Works include installation of roughing-ins, devices, wiring, fixtures, panel board and accessories.
7. Mechanical Works include installation of airconditioning system.
8. All necessary testing and commissioning shall be performed in accordance to standards.

ITEM NO	WORK DESCRIPTION AND SCOPE OF WORKS	QTY	UNIT	UNIT COST	TOTAL COST
I	GENERAL REQUIREMENTS				
	Billboard	1	unit	₱	₱
	Clearing, Hauling and Disposal of Construction Materials and Debris	3	t.l.		
	Construction Safety and Health	1	unit		
	Scaffolding (Rental)	24	sq.m.		
	Temporary Enclosure Around the Construction Area (h=2.40m)	11	l.m.		
				DIRECT COST I	₱
II	SITE WORKS				
	Demolition/Removal Works				
	Removal of Roofing and Accessories	41	sq.m.	₱	₱
	Removal of Canopy and Framing	4	sq.m.		
	Removal of Doors	2	set		
	Removal of Windows	4	sq.m.		
	Removal of Window Grilles	3	sq.m.		
	Removal of Steel Gate	1	set		
	Removal of Ceiling	40	sq.m.		
	Removal of Cabinet	4	sq.m.		
	Removal of Undercounter Cabinet	2	sq.m.		
	Removal of Water Closet	1	set		
	Removal of Urinal	1	set		
	Removal of Tiles	45	sq.m.		
	Chipping of Concrete (Electrical and Plumbing/Sanitary Works)	7	sq.m.		
	Cleaning and Clearing for Painting Preparation	146	sq.m.		
				DIRECT COST II	₱
III	CIVIL WORKS / STRUCTURAL WORKS				

ITEM NO	WORK DESCRIPTION AND SCOPE OF WORKS	QTY	UNIT	UNIT COST	TOTAL COST
	Masonry Works				
	Restoration of Concrete (Electrical Works)	8	sq.m	₱	₱
	Plastering of CHB Wall	1	sq.m		
	Moisture Protection				
	Cementitious Capillary Type Waterproofing	2	sq.m.		
	Metal Works				
	Door Grilles				
	50mm x 50mm x 1.5mm Tubular Bar	17	kg		
	25mm x 25mm x 1.5mm Tubular Bar	26	kg		
	38mm Ø Barrel Bolt	1	set		
	Cylindrical Hinges, Heavy Duty	3	set		
	Window Grilles				
	25mm x 25mm x 2mm Tubular Bar	66	kg		
	50mm x 50mm Wire Mesh	4	sq.m.		
	Stainless Steel Mosquito Screen	4	sq.m.		
	Roof Trusses				
	50mm x 50mm x 6mm Angle Bar	41	kg		
	38mm x 38mm x 6mm Angle Bar	33	kg		
	50mm x 100mm x 1.2mm C-Purlins	26	kg		
	12mm Thk. Base Plate	20	kg		
	18mm Ø Anchor Bolts	16	piece		
	Miscellaneous and Consumables				
	Acetylene Tank Refill	1	tank		
	Assorted Metal Drill Bit	3	piece		
	Cut Off Blade	3	piece		
	Grinding Disc Metal	2	piece		
	Oxygen Tank Refill	2	tank		
	Welding Rod	1	box		
	Roofing Works				
	Pre-painted Rib Type G.I. Roofing	47	sq.m.		
	Pre-painted G.I. Ridge Roll	6	l.m.		
	Pre-painted G.I. Flashing	31	l.m.		
	12mm x 300mm Fiber Cement Fascia Board	28	l.m.		
	6mm thk. One Sided Aluminum Foil Thermal Insulation	47	sq.m.		
	Tekscrew	283	piece		
	Blind Rivets	189	piece		
	Silicon Sealant	6	tube		
				MATERIAL COST III	₱
				LABOR COST III	
				DIRECT COST III	₱
IV	ARCHITECTURAL WORKS				
	Floor Finishes				
	300mm x 300mm Non - Skid Homogeneous Floor Tiles	2	sq.m.	₱	₱
	600mm x 600mm Non - Skid Homogeneous Floor Tiles	31	sq.m.		
	Floor Topping Preparation for Tile Works	33	sq.m.		
	Plain Cement Finish	3	sq.m.		
	Wall Finishes				

ITEM NO	WORK DESCRIPTION AND SCOPE OF WORKS	QTY	UNIT	UNIT COST	TOTAL COST
	300mm x 300mm Homogeneous Wall Tiles	7	sq.m.		
	Countertop Finishes (Hand Washing)				
	300mm x 300mm Homogeneous Tiles	4	sq.m.		
	Ceiling Finishes				
	6mm Fiber Cement Board Including Metal Framing	42	sq.m.		
				Material Cost	₱
				Labor Cost	
				Subtotal	₱
	Installation of Doors				
	D1 - (2.1m x 0.9m) Wooden Panel Door	1	set	₱	₱
	D2 - (2.1m x 0.6m) PVC Door with Louver	1	set		
	Door Jambs				
	Door Jamb D1 - (2.1m x 0.9m) Wooden Panel Door	1	set		
	Hardware and Accessories				
	Door Hinge, Heavy Duty, Stainless	6	set		
	Door Knob, Lever Type, Stainless	2	set		
	Installation of Windows				
	W1 - (1.20m x 0.9m) Sliding Type Powder Coated Aluminum Framed Window	3	set		
				Material Cost	₱
				Labor Cost	
				Subtotal	₱
	Painting Works				
	Elastomeric Paint Finish (Exterior Walls)	70	sq.m.	₱	₱
	Epoxy Enamel Paint Finish (Steel Members)	22	sq.m.		
	Flat Latex Paint Finish				
	Interior Walls	76	sq.m.		
	Ceiling	42	sq.m.		
	Fabricated Materials				
	Countertop with Aluminum Cover (no CHB)	3	l.m.		
	Hanging Cabinet	2	sq.m.		
	Fixed Standing Cabinet with Cover	5	sq.m.		
	Letterings				
	200mm Stainless Steel Lettering "SITIO CABUYAO II DAY CARE CENTER"	27	set		
				Material Cost	₱
				Labor Cost	
				Subtotal	₱
	Cleaning and Retouch of Painting with Simple Design	21	sq.m.	₱	₱
				Subtotal	₱
				MATERIAL COST IV	₱
				LABOR COST IV	
				DIRECT COST IV	₱

ITEM NO	WORK DESCRIPTION AND SCOPE OF WORKS	QTY	UNIT	UNIT COST	TOTAL COST
V	SANITARY / PLUMBING WORKS				
	Sewer Line / Storm Drainage System				
	PVC Roughing-Ins				
	100mm Ø, PVC Pipe with Hub	4	piece	₱	₱
	75mm Ø, PVC Pipe with Hub	3	piece		
	50mm Ø, PVC Pipe with Hub	4	piece		
	100mm Ø x 100mm Ø, Wye	2	piece		
	100mm Ø x 75mm Ø, Wye	1	piece		
	50mm Ø x 50mm Ø, Wye	3	piece		
	100mm Ø x 50mm Ø, Wye	8	piece		
	75mm Ø x 50mm Ø, Tee	4	piece		
	50mm Ø, 1/4 Bend	14	piece		
	100mm Ø, 1/8 Bend	6	piece		
	75mm Ø, 1/8 Bend	2	piece		
	50mm Ø, 1/8 Bend	12	piece		
	Cleanout 100mm Ø	3	piece		
	100mm Ø, P-Trap	2	piece		
	50mm Ø, P-Trap	4	piece		
	40mm Ø, P-Trap	1	piece		
	Coupling 100mm Ø	6	piece		
	Coupling 75mm Ø	3	piece		
	Waterline (Water Efficient)				
	25mm Ø, PPR Pipe	3	piece		
	20mm Ø, PPR Pipe	6	piece		
	20mm Ø, Tee Equal	16	piece		
	20mm Ø, End Cap	9	piece		
	25mm Ø, End Cap	1	piece		
	20mm Ø, 90 Deg Elbow	32	piece		
	25mm Ø x 15mm Ø, Female Thread Tee	9	piece		
	25mm Ø x 20mm Ø, Female Thread Tee	3	piece		
	25mm Ø, Coupling	3	piece		
	20mm Ø, Coupling	9	piece		
	25mm Ø x 20mm Ø, Reducer	2	piece		
	20mm Ø, Union Patente	1	piece		
	20mm Ø, Male Adaptor	2	piece		
	Fixtures				
	Bidet with Complete Accessories (Water Efficient)	1	set		
	Floor Drain, 100mm x 100mm Stainless Steel	3	piece		
	Grease Trap, 5GPM, Heavy Duty with Accessories	1	set		
	Gooseneck Faucet, Foot Pedal Operated, Stainless (Water Efficient)	3	set		
	Hose Bibb, Lever Type, Heavy Duty, Stainless Steel (Water Efficient)	6	set		
	Kitchen Sink, Single Tub, Stainless	1	set		
	Kitchen Sink Faucet, Stainless, Heavy Duty (Water Efficient)	1	set		
	Urinal, Flash Valve, Kiddy (Water Efficient)	1	set		
	Water Closet, Tank Type, Kiddy (Water Efficient)	1	set		
	Valves and Appurtenances				
	20mm Ø, Gate Valve	1	piece		

ITEM NO	WORK DESCRIPTION AND SCOPE OF WORKS	QTY	UNIT	UNIT COST	TOTAL COST
	Accessories				
	Angle Valve, Single-Way Stainless	1	piece		
	Angle Valve, Two-Way Stainless	1	piece		
	Flexible Hose, Stainless	2	piece		
	Miscellaneous & Consumables				
	400cc Solvent Cement	2	can		
	All-Around Sealant	2	can		
	Hacksaw Blade	4	piece		
	Teflon Tape	13	roll		
	Waste Cloth	2	kg		
				MATERIAL COST V	₱
				LABOR COST V	
				DIRECT COST V	₱
VI	ELECTRICAL WORKS				
	Roughing-ins				
	20mmØ PVC Pipe	48	piece	₱	₱
	32mmØ PVC Pipe	10	piece		
	25mmØ IMC Pipe	2	piece		
	Fittings and Accessories				
	20mmØ PVC Adaptor	50	piece		
	20mmØ PVC Locknut and Bushing	50	pair		
	32mmØ PVC Adaptor	4	piece		
	32mmØ PVC Locknut and Bushing	4	pair		
	25mmØ IMC Coupling	4	piece		
	25mmØ IMC Elbow	4	piece		
	25mmØ Weatherproof Entrance Cap	1	piece		
	16mm Ø x 3000mm Grounding Rod (Copper Clod) w/ Ground Clamp	1	piece		
	50mm x 100mm PVC Utility Box	15	piece		
	100mm x 100mm PVC Junction Box with Cover	10	piece		
	Wires and Cables				
	3.5mm² THHN Wire	2	roll		
	5.5mm² THHN Wire	20	l.m.		
	14mm² THHN Wire	60	l.m.		
	2.0mm² TW Wire	60	l.m.		
	3.5mm² TW Wire	10	l.m.		
	8.0mm² TW Wire	30	l.m.		
	Lighting Fixtures (Energy Efficient)				
	600mm x 1200mm, 2X18W LED, Troffer Type, with Complete Accessories, Recessed Type	4	set		
	100mmØ Pinlight with 10W LED Bulb	1	set		
	Wiring Devices & Other Fixtures				
	Aircon Outlet, Multipurpose Outlet	1	piece		
	Convenience Outlet with Ground, One Gang	2	piece		
	Convenience Outlet with Ground, Two Gang	3	piece		
	Orbit Fan, Heavy Duty with Selector Switch	2	set		
	Wall Fan, Heavy Duty with Selector Switch	2	set		
	Switch with Plate and Cover, One Gang	1	piece		

ITEM NO	WORK DESCRIPTION AND SCOPE OF WORKS	QTY	UNIT	UNIT COST	TOTAL COST
	Switch with Plate and Cover, Two Gang	1	piece		
	Panelboard				
	MCB Main: 60AT, 2P, 230V, MCCB Enclosure: NEMA 3R with Ground Terminals	1	assy		
	Pipe Hangers & Supports				
	Horizontal layout of pipe	10	l.m.		
	Vertical layout of pipe	5	l.m.		
	Miscellaneous & Consumables				
	400cc Solvent Cement	1	can		
	Electrical Tape	5	roll		
	G.I Tie Wire (for Wire/Cable Pulling)	1	kg		
	Hacksaw Blade	2	piece		
	Pulling Lubricant	1	gal		
	Rubber Tape	4	roll		
				MATERIAL COST VI	₱
				LABOR COST VI	
				DIRECT COST VI	₱
VII	MECHANICAL WORKS				
	Equipment and Accessories				
	WAC 1 - Window type Airconditioning Unit, 2.0hp, 1.5TR, 450cfm, 1730W, 230V / 1φ / 60Hz	1	unit	₱	₱
				Equipment Cost	₱
				Labor Cost	
				Subtotal	₱
	Pipe Hangers and Supports				
	Window Type Aircon Steel Bracket	1	unit	₱	₱
	Vibration Isolator	4	piece		
				Material Cost	₱
				Labor Cost	
				Subtotal	₱
				MATERIAL COST VII	₱
				LABOR COST VII	
				DIRECT COST VII	₱

SUMMARY

ITEM NO	WORK DESCRIPTION & SCOPE OF WORKS	TOTAL COST
I	GENERAL REQUIREMENTS	₱
II	SITE WORKS	
III	CIVIL WORKS / STRUCTURAL WORKS	
IV	ARCHITECTURAL WORKS	

ITEM NO	WORK DESCRIPTION AND SCOPE OF WORKS	QTY	UNIT	UNIT COST	TOTAL COST
V VI VII	SANITARY / PLUMBING WORKS ELECTRICAL WORKS MECHANICAL WORKS				
NOTE: • Strictly enforce health protocol relative to the latest applicable DPWH Memorandum.				TOTAL DIRECT COST ₱ Overhead, Contingencies and Miscellaneous Expenses (OCM) Profit VAT	
				TOTAL ESTIMATED COST ₱	

Section IX. Checklist of Technical and Financial Documents

Notes on the Checklist of Technical and Financial Documents

The prescribed documents in the checklist are mandatory to be submitted in the Bid, but shall be subject to the following:

- a. GPPB Resolution No. 09-2020 on the efficient procurement measures during a State of Calamity or other similar issuances that shall allow the use of alternate documents in lieu of the mandated requirements; or
- b. any subsequent GPPB issuances adjusting the documentary requirements after the effectivity of the adoption of the PBDs.

The BAC shall be checking the submitted documents of each Bidder against this checklist to ascertain if they are all present, using a non-discretionary “pass/fail” criterion pursuant to Section 30 of the 2016 revised IRR of RA No. 9184.

Checklist of Technical and Financial Documents

I. TECHNICAL COMPONENT ENVELOPE

Class “A” Documents

Legal Documents

- (a) Valid PhilGEPS Registration Certificate (Platinum Membership) (all pages);
and
- (b) Registration certificate from Securities and Exchange Commission (SEC), Department of Trade and Industry (DTI) for sole proprietorship, or Cooperative Development Authority (CDA) for cooperatives or its equivalent document;
and
- (c) Mayor’s or Business permit issued by the city or municipality where the principal place of business of the prospective bidder is located, or the equivalent document for Exclusive Economic Zones or Areas;
and
- (e) Tax clearance per E.O. No. 398, s. 2005, as finally reviewed and approved by the Bureau of Internal Revenue (BIR).

Technical Documents

- (f) Statement of the prospective bidder of all its ongoing government and private contracts, including contracts awarded but not yet started, if any, whether similar or not similar in nature and complexity to the contract to be bid (*please see attached prescribed forms required by the QC – BAC for Infrastructure and Consultancy*); **and**
- (g) Statement of the bidder’s Single Largest Completed Contract (SLCC) similar to the contract to be bid, except under conditions provided under the rules with an attached Notice of Award, Notice to Proceed, Contract and Certificate of Acceptance (*please see attached prescribed form required by the QC – BAC for Infrastructure and Consultancy*); **and**
- (h) Philippine Contractors Accreditation Board (PCAB) License;
or
Special PCAB License in case of Joint Ventures;
and registration for the type and cost of the contract to be bid; **and**
- (i) Original copy of Bid Security. If in the form of a Surety Bond, submit also a certification issued by the Insurance Commission;
or
Original copy of Notarized Bid Securing Declaration; **and**
- (j) Project Requirements, which shall include the following:
 - a. Organizational chart for the contract to be bid;
 - b. List of contractor’s key personnel (*e.g.*, Project Manager, Project Engineers, Materials Engineers, and Foremen), to be assigned to the contract to be bid, with their complete qualification and experience data (*please see attached prescribed form required by the QC – BAC for Infrastructure and Consultancy*);
 - c. List of contractor’s major equipment units, which are owned, leased, and/or under purchase agreements, supported by proof of ownership or certification of availability of equipment from the equipment

lessor/vendor for the duration of the project, as the case may be (*please see attached prescribed form required by the QC – BAC for Infrastructure and Consultancy*); **and**

- (k) Original duly signed Omnibus Sworn Statement (OSS); **and** if applicable, Original Notarized Secretary's Certificate in case of a corporation, partnership, or cooperative; or Original Special Power of Attorney of all members of the joint venture giving full power and authority to its officer to sign the OSS and do acts to represent the Bidder.

Additional Technical Requirements:

- Certificate of Site Inspection or Affidavit of Site Inspection as part of Omnibus Sworn Statement
- Affidavit of Undertaking for Key Personnel and Equipment (*please see attached prescribed form required by the QC – BAC for Infrastructure and Consultancy*)
- Equipment Utilization Schedule
- Manpower Schedule
- Construction Schedule and S-Curve
- PERT-CMP
- Construction Methods

Financial Documents

- (l) The prospective bidder's audited financial statements, showing, among others, the prospective bidder's total and current assets and liabilities, stamped "received" by the BIR or its duly accredited and authorized institutions, for the preceding calendar year which should not be earlier than two (2) years from the date of bid submission; **and**
- (m) The prospective bidder's computation of Net Financial Contracting Capacity (NFCC) (*please see attached prescribed form required by the QC – BAC for Infrastructure and Consultancy*).

Class "B" Documents

- (n) If applicable, duly signed joint venture agreement (JVA) in accordance with RA No. 4566 and its IRR in case the joint venture is already in existence; **or** duly notarized statements from all the potential joint venture partners stating that they will enter into and abide by the provisions of the JVA in the instance that the bid is successful.

II. FINANCIAL COMPONENT ENVELOPE

- (o) Original of duly signed and accomplished Financial Bid Form; **and**

Other documentary requirements under RA No. 9184

- (p) Original of duly signed Bid Prices in the Bill of Quantities; **and**
- (q) Duly accomplished Detailed Estimates Form, including a summary sheet indicating the unit prices of construction materials, labor rates, and equipment rentals used in coming up with the Bid; **and**
- (r) Cash Flow by Quarter.

Bid Form for the Procurement of Infrastructure Projects
[shall be submitted with the Bid]

BID FORM

Date : _____
Project Identification No. : _____

To: *[name and address of Procuring Entity]*

Having examined the Philippine Bidding Documents (PBDs) including the Supplemental or Bid Bulletin Numbers *[insert numbers]*, the receipt of which is hereby duly acknowledged, we, the undersigned, declare that:

- a. We have no reservation to the PBDs, including the Supplemental or Bid Bulletins, for the Procurement Project: *[insert name of contract]*;
- b. We offer to execute the Works for this Contract in accordance with the PBDs;
- c. The total price of our Bid in words and figures, excluding any discounts offered below is: *[insert information]*;
- d. The discounts offered and the methodology for their application are: *[insert information]*;
- e. The total bid price includes the cost of all taxes, such as, but not limited to: *[specify the applicable taxes, e.g. (i) value added tax (VAT), (ii) income tax, (iii) local taxes, and (iv) other fiscal levies and duties]*, which are itemized herein and reflected in the detailed estimates,
- f. Our Bid shall be valid within the a period stated in the PBDs, and it shall remain binding upon us at any time before the expiration of that period;
- g. If our Bid is accepted, we commit to obtain a Performance Security in the amount of *[insert percentage amount]* percent of the Contract Price for the due performance of the Contract, or a Performance Securing Declaration in lieu of the the allowable forms of Performance Security, subject to the terms and conditions of issued GPPB guidelines¹ for this purpose;
- h. We are not participating, as Bidders, in more than one Bid in this bidding process, other than alternative offers in accordance with the Bidding Documents;
- i. We understand that this Bid, together with your written acceptance thereof included in your notification of award, shall constitute a binding contract between us, until a formal Contract is prepared and executed; and
- j. We understand that you are not bound to accept the Lowest Calculated Bid or any other Bid that you may receive.

¹ currently based on GPPB Resolution No. 09-2020

- k. We likewise certify/confirm that the undersigned, is the duly authorized representative of the bidder, and granted full power and authority to do, execute and perform any and all acts necessary to participate, submit the bid, and to sign and execute the ensuing contract for the [Name of Project] of the [Name of the Procuring Entity].
- l. We acknowledge that failure to sign each and every page of this Bid Form, including the Bill of Quantities, shall be a ground for the rejection of our bid.

Name: _____

Legal Capacity: _____

Signature: _____

Duly authorized to sign the Bid for and behalf of: _____

Date: _____

Bid Securing Declaration Form

[shall be submitted with the Bid if bidder opts to provide this form of bid security]

REPUBLIC OF THE PHILIPPINES)
CITY OF _____) S.S.

BID SECURING DECLARATION **Project Identification No.: [Insert number]**

To: *[Insert name and address of the Procuring Entity]*

I/We, the undersigned, declare that:

1. I/We understand that, according to your conditions, bids must be supported by a Bid Security, which may be in the form of a Bid Securing Declaration.
2. I/We accept that: (a) I/we will be automatically disqualified from bidding for any procurement contract with any procuring entity for a period of two (2) years upon receipt of your Blacklisting Order; and, (b) I/we will pay the applicable fine provided under Section 6 of the Guidelines on the Use of Bid Securing Declaration, within fifteen (15) days from receipt of the written demand by the procuring entity for the commission of acts resulting to the enforcement of the bid securing declaration under Sections 23.1(b), 34.2, 40.1 and 69.1, except 69.1(f), of the IRR of RA No. 9184; without prejudice to other legal action the government may undertake.
3. I/We understand that this Bid Securing Declaration shall cease to be valid on the following circumstances:
 - a. Upon expiration of the bid validity period, or any extension thereof pursuant to your request;
 - b. I am/we are declared ineligible or post-disqualified upon receipt of your notice to such effect, and (i) I/we failed to timely file a request for reconsideration or (ii) I/we filed a waiver to avail of said right; and
 - c. I am/we are declared the bidder with the Lowest Calculated Responsive Bid, and I/we have furnished the performance security and signed the Contract.

IN WITNESS WHEREOF, I/We have hereunto set my/our hand/s this ____ day of *[month]* *[year]* at *[place of execution]*.

*[Insert NAME OF BIDDER OR ITS AUTHORIZED
REPRESENTATIVE]
[Insert signatory's legal capacity]
Affiant*

[Jurat]

[Format shall be based on the latest Rules on Notarial Practice]

Omnibus Sworn Statement (Revised)

[shall be submitted with the Bid]

REPUBLIC OF THE PHILIPPINES)
CITY/MUNICIPALITY OF _____) S.S.

AFFIDAVIT

I, [Name of Affiant], of legal age, [Civil Status], [Nationality], and residing at [Address of Affiant], after having been duly sworn in accordance with law, do hereby depose and state that:

1. *[Select one, delete the other:]*

[If a sole proprietorship:] I am the sole proprietor or authorized representative of [Name of Bidder] with office address at [address of Bidder];

[If a partnership, corporation, cooperative, or joint venture:] I am the duly authorized and designated representative of [Name of Bidder] with office address at [address of Bidder];

2. *[Select one, delete the other:]*

[If a sole proprietorship:] As the owner and sole proprietor, or authorized representative of [Name of Bidder], I have full power and authority to do, execute and perform any and all acts necessary to participate, submit the bid, and to sign and execute the ensuing contract for [Name of the Project] of the [Name of the Procuring Entity], as shown in the attached duly notarized Special Power of Attorney;

[If a partnership, corporation, cooperative, or joint venture:] I am granted full power and authority to do, execute and perform any and all acts necessary to participate, submit the bid, and to sign and execute the ensuing contract for [Name of the Project] of the [Name of the Procuring Entity], as shown in the attached [state title of attached document showing proof of authorization (e.g., duly notarized Secretary's Certificate, Board/Partnership Resolution, or Special Power of Attorney, whichever is applicable)];

3. [Name of Bidder] is not "blacklisted" or barred from bidding by the Government of the Philippines or any of its agencies, offices, corporations, or Local Government Units, foreign government/foreign or international financing institution whose blacklisting rules have been recognized by the Government Procurement Policy Board, **by itself or by relation, membership, association, affiliation, or controlling interest with another blacklisted person or entity as defined and provided for in the Uniform Guidelines on Blacklisting;**

4. Each of the documents submitted in satisfaction of the bidding requirements is an authentic copy of the original, complete, and all statements and information provided therein are true and correct;

5. [Name of Bidder] is authorizing the Head of the Procuring Entity or its duly authorized representative(s) to verify all the documents submitted;

6. *[Select one, delete the rest:]*

[If a sole proprietorship:] The owner or sole proprietor is not related to the Head of the Procuring Entity, members of the Bids and Awards Committee (BAC), the Technical Working Group, and the BAC Secretariat, the head of the Project Management Office or the end-user unit, and the project consultants by consanguinity or affinity up to the third civil degree;

[If a partnership or cooperative:] None of the officers and members of [Name of Bidder] is related to the Head of the Procuring Entity, members of the Bids and Awards Committee (BAC), the Technical Working Group, and the BAC Secretariat, the head of the Project

Management Office or the end-user unit, and the project consultants by consanguinity or affinity up to the third civil degree;

[If a corporation or joint venture:] None of the officers, directors, and controlling stockholders of *[Name of Bidder]* is related to the Head of the Procuring Entity, members of the Bids and Awards Committee (BAC), the Technical Working Group, and the BAC Secretariat, the head of the Project Management Office or the end-user unit, and the project consultants by consanguinity or affinity up to the third civil degree;

7. *[Name of Bidder]* complies with existing labor laws and standards; and
8. *[Name of Bidder]* is aware of and has undertaken the responsibilities as a Bidder in compliance with the Philippine Bidding Documents, which includes:
 - a. Carefully examining all of the Bidding Documents;
 - b. Acknowledging all conditions, local or otherwise, affecting the implementation of the Contract;
 - c. Making an estimate of the facilities available and needed for the contract to be bid, if any; and
 - d. Inquiring or securing Supplemental/Bid Bulletin(s) issued for the *[Name of the Project]*.
9. *[Name of Bidder]* did not give or pay directly or indirectly, any commission, amount, fee, or any form of consideration, pecuniary or otherwise, to any person or official, personnel or representative of the government in relation to any procurement project or activity.
10. **In case advance payment was made or given, failure to perform or deliver any of the obligations and undertakings in the contract shall be sufficient grounds to constitute criminal liability for Swindling (Estafa) or the commission of fraud with unfaithfulness or abuse of confidence through misappropriating or converting any payment received by a person or entity under an obligation involving the duty to deliver certain goods or services, to the prejudice of the public and the government of the Philippines pursuant to Article 315 of Act No. 3815 s. 1930, as amended, or the Revised Penal Code.**
11. We pledge that the project will be completed in accordance and congruency with the approved plans and programs.

IN WITNESS WHEREOF, I have hereunto set my hand this ___ day of _____ 20__ at _____, Philippines.

[Insert NAME OF BIDDER OR ITS AUTHORIZED REPRESENTATIVE]

[Insert signatory's legal capacity]

Affiant

[Jurat]

[Format shall be based on the latest Rules on Notarial Practice]

**Contract Agreement Form for the
Procurement of Infrastructure Projects (Revised)**

*[not required to be submitted with the Bid, but it shall be submitted within ten (10) days after
receiving the Notice of Award]*

CONTRACT AGREEMENT

THIS AGREEMENT, made this *[insert date]* day of *[insert month]*, *[insert year]* between *[name and address of PROCURING ENTITY]* (hereinafter called the "Entity") and *[name and address of Contractor]* (hereinafter called the "Contractor").

WHEREAS, the Entity is desirous that the Contractor execute *[name and identification number of contract]* (hereinafter called "the Works") and the Entity has accepted the Bid for *[contract price in words and figures in specified currency]* by the Contractor for the execution and completion of such Works and the remedying of any defects therein.

NOW THIS AGREEMENT WITNESSETH AS FOLLOWS:

1. In this Agreement, words and expressions shall have the same meanings as are respectively assigned to them in the Conditions of Contract hereinafter referred to.
2. The following documents as required by the 2016 revised Implementing Rules and Regulations of Republic Act No. 9184 shall be deemed to form and be read and construed as part of this Agreement, viz.:
 - a. Philippine Bidding Documents (PBDs);
 - i. Drawings/Plans;
 - ii. Specifications;
 - iii. Bill of Quantities;
 - iv. General and Special Conditions of Contract;
 - v. Supplemental or Bid Bulletins, if any;
 - b. Winning bidder's bid, including the Eligibility requirements, Technical and Financial Proposals, and all other documents or statements submitted;

Bid form, including all the documents/statements contained in the Bidder's bidding envelopes, as annexes, and all other documents submitted (e.g., Bidder's response to request for clarifications on the bid), including corrections to the bid, if any, resulting from the Procuring Entity's bid evaluation;
 - c. Performance Security;
 - d. Notice of Award of Contract and the Bidder's conforme thereto; and
 - e. Other contract documents that may be required by existing laws and/or the Procuring Entity concerned in the PBDs. **Winning bidder agrees that additional contract documents or information prescribed by the GPPB that are subsequently required for submission after the contract execution, such as the Notice to Proceed, Variation Orders, and Warranty Security, shall likewise form part of the Contract.**
3. In consideration for the sum of *[total contract price in words and figures]* or such other sums as may be ascertained, *[Named of the bidder]* agrees to *[state the object of the contract]* in accordance with his/her/its Bid.

4. The *[Name of the procuring entity]* agrees to pay the above-mentioned sum in accordance with the terms of the Bidding.

IN WITNESS whereof the parties thereto have caused this Agreement to be executed the day and year first before written.

[Insert Name and Signature] [Insert Name and Signature]

[Insert Signatory's Legal Capacity] [Insert Signatory's Legal Capacity]

for: for:

[Insert Procuring Entity] [Insert Name of Supplier]

Acknowledgment

[Format shall be based on the latest Rules on Notarial Practice]

Performance Securing Declaration (Revised)

[if used as an alternative performance security but it is not required to be submitted with the Bid, as it shall be submitted within ten (10) days after receiving the Notice of Award]

REPUBLIC OF THE PHILIPPINES)
CITY OF _____) S.S.

PERFORMANCE SECURING DECLARATION

Invitation to Bid: [Insert Reference Number indicated in the Bidding Documents] To:
[Insert name and address of the Procuring Entity]

I/We, the undersigned, declare that:

1. I/We understand that, according to your conditions, to guarantee the faithful performance by the supplier/distributor/manufacturer/contractor/consultant of its obligations under the Contract, I/we shall submit a Performance Securing Declaration within a maximum period of ten (10) calendar days from the receipt of the Notice of Award prior to the signing of the Contract.
2. I/We accept that: I/we will be automatically disqualified from bidding for any procurement contract with any procuring entity for a period of one (1) year for the first offense, or two (2) years **for the second offense**, upon receipt of your Blacklisting Order if I/We have violated my/our obligations under the Contract;
3. I/We understand that this Performance Securing Declaration shall cease to be valid upon:
 - a. issuance by the Procuring Entity of the Certificate of Final Acceptance, subject to the following conditions:
 - i. Procuring Entity has no claims filed against the contract awardee;
 - ii. It has no claims for labor and materials filed against the contractor; and
 - iii. Other terms of the contract; or
 - b. replacement by the winning bidder of the submitted PSD with a performance security in any of the prescribed forms under Section 39.2 of the 2016 revised IRR of RA No. 9184 as required by the end-user.

IN WITNESS WHEREOF, I/We have hereunto set my/our hand/s this ____ day of [month] [year] at [place of execution].

*[Insert NAME OF BIDDER OR ITS
AUTHORIZED REPRESENTATIVE]
[Insert signatory's legal capacity]
Affiant*

[Jurat]

[Format shall be based on the latest Rules on Notarial Practice]

LIST OF ALL AWARDED BUT NOT YET STARTED GOVERNMENT AND PRIVATE CONTRACTS OF THE BIDDER

NAME OF CONTRACTOR: _____

PROJECT TITLE: _____

PROJECT TITLE & EXACT LOCATION	MAJOR SCOPE OF WORKS & DATE STARTED	NAME AND ADDRESS OF PROJECT OWNER	CONTRACT PRICE (PHP) AS AWARDED	DATE OF SCHEDULED COMPLETION	ROLE OF BIDDER IN THE <u>CONTRACT</u> <u>SOLE CONTRACTOR / SUB-CONTRACTOR/PARTNER IN A</u>
	TOTAL AMOUNT OF CONTRACT (Php)				

SINGLE LARGEST COMPLETED CONTRACT SIMILAR TO THE CONTRACT TO BE BID

NAME OF CONTRACTOR: _____

PROJECT TITLE: _____

PROJECT TITLE (Name of the Contract) & EXACT PROJECT LOCATION	DATE OF CONTRACT	CONTRACT DURATION	PROJECT OWNER & POSTAL ADDRESS	NATURE OF WORK	CONTRACTOR'S ROLE (SOLE CONTRACTOR, SUBCONTRACTOR, PARTNER IN A JV) and PERCENTAGE OF PARTICIPATION	TOTAL CONTRACT VALUE AT AWARD	DATE OF COMPLETION or ESTIMATED COMPLETION TIME	TOTAL CONTRACT VALUE AT COMPLETION IF APPLICABLE

PHOTOCOPY ADDITIONAL FORMS, IF NECESSARY

Page _____ of _____

LIST OF MAJOR EQUIPMENT TO BE USED FOR THE PROJECT

NAME OF CONTRACTOR: _____

PROJECT TITLE: _____

TYPE	DESCRIPTION / CAPACITY	SERIAL NO.	YEAR ACQUIRED	PRESENT LOCATION (SPECIFIC ADDRESS)	STATUS OF AVAILABILITY (OWNED/LEASED)

A. LIST OF KEY CONSTRUCTION PERSONNEL TO BE ASSIGNED TO THE PROJECT

NAME OF CONTRACTOR: _____

PROJECT TITLE: _____

NAME	POSITION	AGE	EDUCATIONAL ATTAINMENT	TYPE OF CONSTRUCTION EXPERIENCE	NO.OF YEARS WITH THE CONTRACTOR	PROFESSION	PRC NO.

COMPUTATION OF NET FINANCIAL CONTRACTING CAPACITY (NFCC)

NAME OF BIDDER: _____

CURRENT ASSETS*		PHP	_____
(LESS) CURRENT LIABILITIES*	(LESS)	PHP	_____
NETWORTH		PHP	_____
NETWORTH x 15	x 15	PHP	_____
(LESS) VALUE OF ALL OUTSTANDING ON-GOING CONTRACTS**	(LESS)	PHP	_____
(LESS) VALUE OF ALL AWARDED BUT NOT YET STARTED CONTRACTS AS OF DATE**	(LESS)	PHP	_____
NET FINANCIAL CONTRACTING CAPACITY		PHP	_____

NOTES: * CURRENT ASSETS AND LIABILITIES BASED ON AUDITED FINANCIAL STATEMENT FOR THE PRECEDING CALENDAR YEAR SUBMITTED TO B.I.R.

** BASED ON LIST OF ON-GOING AND AWRDED BUT NOT VEY STARTED CONTRACTS SUBMITTED

REPUBLIC OF THE PHILIPPINES)

_____) S.S.

AFFIDAVIT OF UNDERTAKING

I, _____ of legal age, Filipino, _____ [OFFICER OR REPRESENTATIVE]

with office address at _____ after having been duly sworn to in accordance with law, hereby voluntary depose and state:

That I am duly authorized representative of the [Name of Bidder] to execute this undertaking as evidenced by Secretary's Certificate and Board Resolution.

That [Name of Bidder] bidding for the (Name of Project)

That relative to the aforementioned Project, the [Name of Bidder] hereby undertake that the equipment to be use and the key personnel to be assign shall exclusively be used and will only perform to the said project until its completion.

That I am executing this affidavit to attest to the truth of the foregoing and in compliance with the submission of the technical requirements for the public bidding of the said project.

IN WITNESS HEREOF, I have hereunto signed my name below this _____ day of _____ at _____.

AFFIANT FURTHER SAYETH NAUGHT.

Affiant

SUBSCRIBED AND SWORN TO BEFORE ME this _____ day of _____
in _____

affiant exhibiting to me his/her _____ issued at _____
on _____

Doc. No. ;
Page No. ;
Book No. ;
Series of 2020

Notary Public

