

PHILIPPINE BIDDING DOCUMENTS

Procurement of INFRASTRUCTURE PROJECTS

Government of the Republic of the Philippines

**PROPOSED REHABILITATION OF COMFORT ROOMS AT
BALUMBATO ELEMENTARY SCHOOL**

**Project number:
22-00164**

**Sixth Edition
July 2020**

Preface

These Philippine Bidding Documents (PBDs) for the procurement of Infrastructure Projects (hereinafter referred to also as the “Works”) through Competitive Bidding have been prepared by the Government of the Philippines for use by all branches, agencies, departments, bureaus, offices, or instrumentalities of the government, including government-owned and/or -controlled corporations, government financial institutions, state universities and colleges, local government units, and autonomous regional government. The procedures and practices presented in this document have been developed through broad experience, and are for mandatory use in projects that are financed in whole or in part by the Government of the Philippines or any foreign government/foreign or international financing institution in accordance with the provisions of the 2016 revised Implementing Rules and Regulations (IRR) of Republic Act (RA) No. 9184.

The PBDs are intended as a model for admeasurements (unit prices or unit rates in a bill of quantities) types of contract, which are the most common in Works contracting.

The Bidding Documents shall clearly and adequately define, among others: (i) the objectives, scope, and expected outputs and/or results of the proposed contract; (ii) the eligibility requirements of Bidders; (iii) the expected contract duration; and (iv) the obligations, duties, and/or functions of the winning Bidder.

Care should be taken to check the relevance of the provisions of the PBDs against the requirements of the specific Works to be procured. If duplication of a subject is inevitable in other sections of the document prepared by the Procuring Entity, care must be exercised to avoid contradictions between clauses dealing with the same matter.

Moreover, each section is prepared with notes intended only as information for the Procuring Entity or the person drafting the Bidding Documents. They shall not be included in the final documents. The following general directions should be observed when using the documents:

- a. All the documents listed in the Table of Contents are normally required for the procurement of Infrastructure Projects. However, they should be adapted as necessary to the circumstances of the particular Project.
- b. Specific details, such as the “*name of the Procuring Entity*” and “*address for bid submission*,” should be furnished in the Instructions to Bidders, Bid Data Sheet, and Special Conditions of Contract. The final documents should contain neither blank spaces nor options.
- c. This Preface and the footnotes or notes in italics included in the Invitation to Bid, BDS, General Conditions of Contract, Special Conditions of Contract, Specifications, Drawings, and Bill of Quantities are not part of the text of the final document, although they contain instructions that the Procuring Entity should strictly follow.
- d. The cover should be modified as required to identify the Bidding Documents as to the names of the Project, Contract, and Procuring Entity, in addition to date of issue.

- e. Modifications for specific Procurement Project details should be provided in the Special Conditions of Contract as amendments to the Conditions of Contract. For easy completion, whenever reference has to be made to specific clauses in the Bid Data Sheet or Special Conditions of Contract, these terms shall be printed in bold typeface on Sections I (Instructions to Bidders) and III (General Conditions of Contract), respectively.
- f. For guidelines on the use of Bidding Forms and the procurement of Foreign-Assisted Projects, these will be covered by a separate issuance of the Government Procurement Policy Board.

TABLE OF CONTENTS

Glossary of Terms, Abbreviations, and Acronyms.....	5
Section I. Invitation to Bid	8
Section II. Instructions to Bidders.....	9
1. Scope of Bid	10
2. Funding Information	10
3. Bidding Requirements.....	10
4. Corrupt, Fraudulent, Collusive, Coercive, and Obstructive Practices	10
5. Eligible Bidders.....	11
6. Origin of Associated Goods	11
7. Subcontracts	11
8. Pre-Bid Conference.....	12
9. Clarification and Amendment of Bidding Documents.....	12
10. Documents Comprising the Bid: Eligibility and Technical Components	12
11. Documents Comprising the Bid: Financial Component	13
12. Alternative Bids	13
13. Bid Prices	13
14. Bid and Payment Currencies.....	13
15. Bid Security.....	14
16. Sealing and Marking of Bids.....	14
17. Deadline for Submission of Bids	14
18. Opening and Preliminary Examination of Bids	14
19. Detailed Evaluation and Comparison of Bids	14
20. Post Qualification.....	15
21. Signing of the Contract	15
Section III. Bid Data Sheet.....	16
Section IV. General Conditions of Contract	19
1. Scope of Contract.....	20
2. Sectional Completion of Works	20
3. Possession of Site.....	20
4. The Contractor's Obligations	20
5. Performance Security	20
6. Site Investigation Reports	21

7.	Warranty.....	21
8.	Liability of the Contractor.....	21
9.	Termination for Other Causes	21
10.	Dayworks	21
11.	Program of Work.....	22
12.	Instructions, Inspections and Audits	22
13.	Advance Payment.....	22
14.	Progress Payments	22
15.	Operating and Maintenance Manuals.....	22
Section V. Special Conditions of Contract.....		24
Section VI. Specifications		26
Section VII. Drawings.....		28
Section VIII. Bill of Quantities		29
Section IX. Checklist of Technical and Financial Documents.....		31

Glossary of Terms, Abbreviations, and Acronyms

ABC – Approved Budget for the Contract.

ARCC – Allowable Range of Contract Cost.

BAC – Bids and Awards Committee.

Bid – A signed offer or proposal to undertake a contract submitted by a bidder in response to and in consonance with the requirements of the bidding documents. Also referred to as *Proposal* and *Tender*. (2016 revised IRR, Section 5[c])

Bidder – Refers to a contractor, manufacturer, supplier, distributor and/or consultant who submits a bid in response to the requirements of the Bidding Documents. (2016 revised IRR, Section 5[d])

Bidding Documents – The documents issued by the Procuring Entity as the bases for bids, furnishing all information necessary for a prospective bidder to prepare a bid for the Goods, Infrastructure Projects, and/or Consulting Services required by the Procuring Entity. (2016 revised IRR, Section 5[e])

BIR – Bureau of Internal Revenue.

BSP – Bangko Sentral ng Pilipinas.

CDA – Cooperative Development Authority.

Consulting Services – Refer to services for Infrastructure Projects and other types of projects or activities of the GOP requiring adequate external technical and professional expertise that are beyond the capability and/or capacity of the GOP to undertake such as, but not limited to: (i) advisory and review services; (ii) pre-investment or feasibility studies; (iii) design; (iv) construction supervision; (v) management and related services; and (vi) other technical services or special studies. (2016 revised IRR, Section 5[i])

Contract – Refers to the agreement entered into between the Procuring Entity and the Supplier or Manufacturer or Distributor or Service Provider for procurement of Goods and Services; Contractor for Procurement of Infrastructure Projects; or Consultant or Consulting Firm for Procurement of Consulting Services; as the case may be, as recorded in the Contract Form signed by the parties, including all attachments and appendices thereto and all documents incorporated by reference therein.

Contractor – is a natural or juridical entity whose proposal was accepted by the Procuring Entity and to whom the Contract to execute the Work was awarded. Contractor as used in these Bidding Documents may likewise refer to a supplier, distributor, manufacturer, or consultant.

CPI – Consumer Price Index.

DOLE – Department of Labor and Employment.

DTI – Department of Trade and Industry.

Foreign-funded Procurement or Foreign-Assisted Project – Refers to procurement whose funding source is from a foreign government, foreign or international financing institution as specified in the Treaty or International or Executive Agreement. (2016 revised IRR, Section 5[b]).

GFI – Government Financial Institution.

GOCC – Government-owned and/or –controlled corporation.

Goods – Refer to all items, supplies, materials and general support services, except Consulting Services and Infrastructure Projects, which may be needed in the transaction of public businesses or in the pursuit of any government undertaking, project or activity, whether in the nature of equipment, furniture, stationery, materials for construction, or personal property of any kind, including non-personal or contractual services such as the repair and maintenance of equipment and furniture, as well as trucking, hauling, janitorial, security, and related or analogous services, as well as procurement of materials and supplies provided by the Procuring Entity for such services. The term “related” or “analogous services” shall include, but is not limited to, lease or purchase of office space, media advertisements, health maintenance services, and other services essential to the operation of the Procuring Entity. (2016 revised IRR, Section 5[r])

GOP – Government of the Philippines.

Infrastructure Projects – Include the construction, improvement, rehabilitation, demolition, repair, restoration or maintenance of roads and bridges, railways, airports, seaports, communication facilities, civil works components of information technology projects, irrigation, flood control and drainage, water supply, sanitation, sewerage and solid waste management systems, shore protection, energy/power and electrification facilities, national buildings, school buildings, hospital buildings, and other related construction projects of the government. Also referred to as *civil works or works*. (2016 revised IRR, Section 5[u])

LGUs – Local Government Units.

NFCC – Net Financial Contracting Capacity.

NGA – National Government Agency.

PCAB – Philippine Contractors Accreditation Board.

PhilGEPS - Philippine Government Electronic Procurement System.

Procurement Project – refers to a specific or identified procurement covering goods, infrastructure project or consulting services. A Procurement Project shall be described, detailed, and scheduled in the Project Procurement Management Plan prepared by the agency which shall be consolidated in the procuring entity's Annual Procurement Plan. (GPPB Circular No. 06-2019 dated 17 July 2019)

PSA – Philippine Statistics Authority.

SEC – Securities and Exchange Commission.

SLCC – Single Largest Completed Contract.

UN – United Nations.

Section I. Invitation to Bid

Notes on the Invitation to Bid

The Invitation to Bid (IB) provides information that enables potential Bidders to decide whether to participate in the procurement at hand. The IB shall be posted in accordance with Section 21.2 of the 2016 revised IRR of RA No. 9184.

Apart from the essential items listed in the Bidding Documents, the IB should also indicate the following:

- a. The date of availability of the Bidding Documents, which shall be from the time the IB is first advertised/posted until the deadline for the submission and receipt of bids;
- b. The place where the Bidding Documents may be acquired or the website where it may be downloaded;
- c. The deadline for the submission and receipt of bids; and
- d. Any important bid evaluation criteria.

The IB should be incorporated into the Bidding Documents. The information contained in the IB must conform to the Bidding Documents and in particular to the relevant information in the Bid Data Sheet.



REPUBLIC OF THE PHILIPPINES
QUEZON CITY GOVERNMENT
BIDS AND AWARDS COMMITTEE FOR INFRASTRUCTURE &
CONSULTANCY



2nd floor, Finance Building, Procurement Department, Quezon City Hall Complex, Elliptical Road, Quezon City

November 25, 2022

Invitation to Bid

No.	Project No.	Project Name	Location	Amount	Duration Cal. Days	Office	Source Fund
<u>Buildings – Small B</u>							
1	22-00160	Proposed Upgrading of Electrical System at Villa Verde Elementary School	Sta. Monica	1,283,171.56	30	Engineering Department	SDO - Local School Board
2	22-00161	Proposed Renovation of Four Storey SB Science Building at Carlos Albert High School	Santol	2,352,427.79	60	Engineering Department	SDO - Local School Board
3	22-00162	Proposed Construction of Additional Handwashing Facility and Rehabilitation of Comfort Rooms at Sinagtala Elementary School	San Antonio	2,523,866.59	60	Engineering Department	SDO - Local School Board
4	22-00163	Proposed Rehabilitation of Comfort Rooms at Camarilla Elementary School	San Roque	3,030,957.00	90	Engineering Department	SDO - Local School Board
5	22-00164	Proposed Rehabilitation of Comfort rooms at Balumbato Elementary School	Balumbato	4,272,283.81	90	Engineering Department	SDO - Local School Board
6	22-00165	Proposed Rehabilitation of Covered Court at Hobart Village HOA, Inc.	Kaligayahan	6,124,499.75	120	Engineering Department	OCM - 20% CDF
7	22-00166	Proposed Rehabilitation of Electrical System at Bagbag Elementary School	Bagbag	7,032,679.79	120	Engineering Department	SDO - Local School Board
8	22-00167	Proposed Rehabilitation of Barangay Health Center and Vargas Multi-Purpose Hall	San Agustin	7,817,907.96	90	Engineering Department	OCM - 20% CDF
9	22-00168	Proposed Rehabilitation of HB Building at San Diego Elementary School	Batasan Hills	20,251,081.84	180	Engineering Department	SDO - Local School Board
10	22-00169	Proposed Rehabilitation of Bautista Building, Drainage System and Construction of Comfort Room at North Fairview High School	North Fairview	20,847,208.56	180	Engineering Department	SDO - Local School Board

11	22-00170	Proposed Construction of Perimeter Fence and Upgrading of Electrical System at San Bartolome Elementary School	San Bartolome	21,320,673.64	180	Engineering Department	SDO - Local School Board
12	22-00171	Proposed Construction of Electrical Room and Upgrading of Electrical System at Don Alejandro Roces Sr. Science Technology High School	Obrero	24,253,074.13	180	Engineering Department	SDO - Local School Board
13	22-00099B	Proposed Construction of Handwashing Facility and Rehabilitation of Comfort Room at Manuel Roxas Senior High School	Paligsahan	1,703,245.31	60	Engineering Department	Special Education Fund
14	22-00102B	Proposed Rehabilitation of Fire Station	Project 6	1,963,027.52	60	Engineering Department	Engineering Department

Buildings – Medium A

15	22-00172	Proposed Rehabilitation of Mathay and Quezon Building of Novaliches High School	San Agustin	44,286,369.31	180	Engineering Department	SDO - Local School Board
16	22-00173	Proposed Rehabilitation of San Bartolome High School	San Bartolome	50,033,897.53	180	Engineering Department	SDO - Local School Board

Roads – Small B

17	22-00174	Proposed Rehabilitation of Drainage System at Ismael Mathay Senior High School	Sangandaan	1,455,721.93	90	Engineering Department	SDO - Local School Board
18	22-00175	Proposed Construction of Drainage System at Maligaya High School	Pasong Putik	7,926,563.46	60	Engineering Department	SDO - Local School Board
19	22-00176	Proposed Rehabilitation of Road and Drainage at Sto. Niño Street and Sto. Niño Alleys	San Antonio	29,371,118.45	210	Engineering Department	OCM - 20% CDF

Roads – Medium A

20	22-00177	Proposed Rehabilitation of Road and Drainage at Fortune and Paxton Streets	Fairview	40,768,478.70	270	Engineering Department	OCM - 20% CDF
----	----------	--	----------	---------------	-----	------------------------	---------------

1. The **QUEZON CITY LOCAL GOVERNMENT**, through *funding source of various years* intends to apply the sum stated above being the Approved Budget for the Contract (ABC) to payments under the contract *for the above stated Projects*. Bids received in excess of the ABC shall be automatically rejected at bid opening.

2. The **QUEZON CITY LOCAL GOVERNMENT** now invites bids for the above Procurement Project. Completion of the Works is required *as stated above*. Bidders should have completed a contract similar to the Project. The description of an eligible bidder is contained in the Bidding Documents, particularly, in Section II (Instructions to Bidders).
3. Bidding will be conducted through open competitive bidding procedures using non-discretionary “*pass/fail*” criterion as specified in the 2016 revised Implementing Rules and Regulations (IRR) of Republic Act (RA) No. 9184.
4. Interested bidders may obtain further information from **QUEZON CITY LOCAL GOVERNMENT – BAC Secretariat** and inspect the Bidding Documents at the address given below *weekdays from 8:00 am. – 5:00 p.m.*
5. A complete set of Bidding Documents may be acquired by interested bidders on **28 November 2022 (Monday)** from given address and website/s below *and upon payment of a non-refundable fee for the Bidding Documents, pursuant to the latest Guidelines issued by the GPPB*. The Procuring Entity shall allow the bidder to present its proof of payment for the fees *presented in person*.

STANDARD RATES:

Approved Budget for the Contract	Maximum Cost of Bidding Documents (in Philippine Peso)
More than 1 Million up to 5 Million	5,000.00
More than 5 Million up to 10 Million	10,000.00
More than 10 Million up to 50 Million	25,000.00
More than 50 Million up to 500 Million	50,000.00
More than 500 Million	75,000.00

The following are the requirements for purchase of Bidding Documents;

1. PhilGEPS Registration Certificate (Platinum – 3 Pages)
2. Document Request List (DRL)
3. Authorization to purchase bidding documents
 - 3.1 Secretary’s Certificate (for corporation)
 - 3.2 Special Power of Attorney (for sole proprietorship)
4. Notarized Joint Venture Agreement (if applicable)
5. Letter of Intent

It must be duly received by the BAC Secretariat at 2nd Floor, Procurement Department, Finance Building, Quezon City Hall Compound.

6. The **QC- BAC- INFRASTRUCTURE & CONSULTANCY** will hold a Pre-Bid Conference¹ on **December 6, 2022 at 9:00 AM** at 2nd Floor, Procurement Department-Bidding Room, Finance Building, Quezon City Hall Compound or we encourage the prospective bidders to join through our **Virtual Conference (ZOOM APP)** which shall be open to prospective bidders.

Virtual Conference (ZOOM APP)

Meeting ID: 854 9489 0133

Password: 273320

7. Bids must be duly received by the BAC Secretariat through manual submission at the office address as indicated below, on or before **December 19, 2022 – 9:00 AM**. Late bids shall not be accepted.

¹ May be deleted in case the ABC is less than One Million Pesos (PhP1,000,000) where the Procuring Entity may not hold a pre-bid conference.

8. All bids must be accompanied by a bid security in any of the acceptable forms and in the amount stated in **ITB** Clause 16.
9. Bid opening shall be on **December 19, 2022 - 10:00 AM** at **2nd Floor, Procurement Department-Bidding Room, Finance Building, Quezon City Hall Compound** and/or via Zoom. Bids will be opened in the presence of the bidders' representatives who choose to attend the activity.

Virtual Conference (ZOOM APP)

Meeting ID: 810 3646 5257

Password: 201522

10. The **Quezon City Local Government** reserves the right to reject any and all bids, declare a failure of bidding, or not award the contract at any time prior to contract award in accordance with Sections 35.6 and 41 of the 2016 revised Implementing Rules and Regulations (IRR) of RA No. 9184, without thereby incurring any liability to the affected bidder or bidders.
11. For further information, please refer to:

ATTY. DOMINIC B. GARCIA

OIC, Procurement Department

2nd Floor, Procurement Department,

Finance Building, Quezon City Hall Compound

Elliptical Road, Barangay Central Diliman, Quezon City.

Tel. No. (02)8988-4242 loc. 8506/8710

Email Add: bacinfra.procurement@quezoncity.gov.ph

Website: www.quezoncity.gov.ph

12. You may visit the following websites:

For downloading of Bidding Documents: <https://quezoncity.gov.ph/public-notices/procurement/>

By:

ATTY. MARK DALE DIAMOND P. PERRAL

Chairman, BAC-Infra and Consultancy

Section II. Instructions to Bidders

Notes on the Instructions to Bidders

This Section on the Instruction to Bidders (ITB) provides the information necessary for bidders to prepare responsive bids, in accordance with the requirements of the Procuring Entity. It also provides information on bid submission, eligibility check, opening and evaluation of bids, post-qualification, and on the award of contract.

1. Scope of Bid

The Procuring Entity, **Quezon City Government** invites Bids for the **PROPOSED REHABILITATION OF COMFORT ROOMS AT BALUMBATO ELEMENTARY SCHOOL**, with Project Identification Number **22-00164**.

[Note: The Project Identification Number is assigned by the Procuring Entity based on its own coding scheme and is not the same as the PhilGEPS reference number, which is generated after the posting of the bid opportunity on the PhilGEPS website.]

The Procurement Project (referred to herein as “Project”) is for the construction of Works, as described in Section VI (Specifications).

2. Funding Information

2.1. The GOP through the source of funding as indicated below for **2022** in the amount of **Four Million Two Hundred Seventy-Two Thousand Two Hundred Eighty-Three Pesos and 81/100 Cts. (P 4,272,283.81)**.

2.2. The source of funding is:

a. LGUs, the Annual or Supplemental Budget, as approved by the Sanggunian.

3. Bidding Requirements

The Bidding for the Project shall be governed by all the provisions of RA No. 9184 and its 2016 revised IRR, including its Generic Procurement Manual and associated policies, rules and regulations as the primary source thereof, while the herein clauses shall serve as the secondary source thereof.

Any amendments made to the IRR and other GPPB issuances shall be applicable only to the ongoing posting, advertisement, or invitation to bid by the BAC through the issuance of a supplemental or bid bulletin.

The Bidder, by the act of submitting its Bid, shall be deemed to have inspected the site, determined the general characteristics of the contracted Works and the conditions for this Project, such as the location and the nature of the work; (b) climatic conditions; (c) transportation facilities; (c) nature and condition of the terrain, geological conditions at the site communication facilities, requirements, location and availability of construction aggregates and other materials, labor, water, electric power and access roads; and (d) other factors that may affect the cost, duration and execution or implementation of the contract, project, or work and examine all instructions, forms, terms, and project requirements in the Bidding Documents.

4. Corrupt, Fraudulent, Collusive, Coercive, and Obstructive Practices

The Procuring Entity, as well as the Bidders and Contractors, shall observe the highest standard of ethics during the procurement and execution of the contract. They or through an agent shall not engage in corrupt, fraudulent, collusive, coercive, and

obstructive practices defined under Annex “P” of the 2016 revised IRR of RA No. 9184 or other integrity violations in competing for the Project.

5. Eligible Bidders

- 5.1. Only Bids of Bidders found to be legally, technically, and financially capable will be evaluated.
- 5.2. The Bidder must have an experience of having completed a Single Largest Completed Contract (SLCC) that is similar to this Project, equivalent to at least fifty percent (50%) of the ABC adjusted, if necessary, by the Bidder to current prices using the PSA’s CPI, except under conditions provided for in Section 23.4.2.4 of the 2016 revised IRR of RA No. 9184.

A contract is considered to be “similar” to the contract to be bid if it has the major categories of work stated in the **BDS**.

- 5.3. For Foreign-funded Procurement, the Procuring Entity and the foreign government/foreign or international financing institution may agree on another track record requirement, as specified in the Bidding Document prepared for this purpose.
- 5.4. The Bidders shall comply with the eligibility criteria under Section 23.4.2 of the 2016 IRR of RA No. 9184.

6. Origin of Associated Goods

There is no restriction on the origin of Goods other than those prohibited by a decision of the UN Security Council taken under Chapter VII of the Charter of the UN.

7. Subcontracts

- 7.1. The Bidder may subcontract portions of the Project to the extent allowed by the Procuring Entity as stated herein, but in no case more than fifty percent (50%) of the Project.

The Procuring Entity has prescribed that:

a. Subcontracting is not allowed.

- 7.1. *[If Procuring Entity has determined that subcontracting is allowed during the bidding , state:]* The Bidder must submit together with its Bid the documentary requirements of the subcontractor(s) complying with the eligibility criterial stated in **ITB** Clause 5 in accordance with Section 23.4 of the 2016 revised IRR of RA No. 9184 pursuant to Section 23.1 thereof.
- 7.2. *[If subcontracting is allowed during the contract implementation stage, state:]* The Supplier may identify its subcontractor during the contract implementation stage. Subcontractors identified during the bidding may be changed during the implementation of this Contract. Subcontractors must submit the documentary

requirements under Section 23.1 of the 2016 revised IRR of RA No. 9184 and comply with the eligibility criteria specified in **ITB** Clause 5 to the implementing or end-user unit.

- 7.3. Subcontracting of any portion of the Project does not relieve the Contractor of any liability or obligation under the Contract. The Supplier will be responsible for the acts, defaults, and negligence of any subcontractor, its agents, servants, or workmen as fully as if these were the Contractor's own acts, defaults, or negligence, or those of its agents, servants, or workmen.

8. Pre-Bid Conference

The Procuring Entity will hold a pre-bid conference for this Project on the specified date and time and either at its physical address on **December 6, 2022, 9:00 A.M. at 2nd Floor, Procurement Department-Bidding Room, Finance Building, Quezon City Hall Compound** and/or we encourage the prospective bidders to join through our Virtual Conference (ZOOM APP) Meeting ID: 854 9489 0133 Password: 273320

9. Clarification and Amendment of Bidding Documents

Prospective bidders may request for clarification on and/or interpretation of any part of the Bidding Documents. Such requests must be in writing and received by the Procuring Entity, either at its given address or through electronic mail indicated in the **IB**, at least ten (10) calendar days before the deadline set for the submission and receipt of Bids.

10. Documents Comprising the Bid: Eligibility and Technical Components

- 10.1. The first envelope shall contain the eligibility and technical documents of the Bid as specified in **Section IX. Checklist of Technical and Financial Documents**.
- 10.2. If the eligibility requirements or statements, the bids, and all other documents for submission to the BAC are in foreign language other than English, it must be accompanied by a translation in English, which shall be authenticated by the appropriate Philippine foreign service establishment, post, or the equivalent office having jurisdiction over the foreign bidder's affairs in the Philippines. For Contracting Parties to the Apostille Convention, only the translated documents shall be authenticated through an apostille pursuant to GPPB Resolution No. 13-2019 dated 23 May 2019. The English translation shall govern, for purposes of interpretation of the bid.
- 10.3. A valid PCAB License is required, and in case of joint ventures, a valid special PCAB License, and registration for the type and cost of the contract for this Project. Any additional type of Contractor license or permit shall be indicated in the **BDS**.
- 10.4. A List of Contractor's key personnel (e.g., Project Manager, Project Engineers, Materials Engineers, and Foremen) assigned to the contract to be bid, with their

complete qualification and experience data shall be provided. These key personnel must meet the required minimum years of experience set in the **BDS**.

- 10.5. A List of Contractor's major equipment units, which are owned, leased, and/or under purchase agreements, supported by proof of ownership, certification of availability of equipment from the equipment lessor/vendor for the duration of the project, as the case may be, must meet the minimum requirements for the contract set in the **BDS**.

11. Documents Comprising the Bid: Financial Component

- 11.1. The second bid envelope shall contain the financial documents for the Bid as specified in **Section IX. Checklist of Technical and Financial Documents**.
- 11.2. Any bid exceeding the ABC indicated in paragraph 1 of the **IB** shall not be accepted.
- 11.3. For Foreign-funded procurement, a ceiling may be applied to bid prices provided the conditions are met under Section 31.2 of the 2016 revised IRR of RA No. 9184.

12. Alternative Bids

Bidders shall submit offers that comply with the requirements of the Bidding Documents, including the basic technical design as indicated in the drawings and specifications. Unless there is a value engineering clause in the **BDS**, alternative Bids shall not be accepted.

13. Bid Prices

All bid prices for the given scope of work in the Project as awarded shall be considered as fixed prices, and therefore not subject to price escalation during contract implementation, except under extraordinary circumstances as determined by the NEDA and approved by the GPPB pursuant to the revised Guidelines for Contract Price Escalation guidelines.

14. Bid and Payment Currencies

- 14.1. Bid prices may be quoted in the local currency or tradeable currency accepted by the BSP at the discretion of the Bidder. However, for purposes of bid evaluation, Bids denominated in foreign currencies shall be converted to Philippine currency based on the exchange rate as published in the BSP reference rate bulletin on the day of the bid opening.
- 14.2. *Payment of the contract price shall be made in:*
 - a. Philippine Pesos.

15. Bid Security

- 15.1. The Bidder shall submit a Bid Securing Declaration or any form of Bid Security in the amount indicated in the **BDS**, which shall be not less than the percentage of the ABC in accordance with the schedule in the **BDS**.
- 15.2. The Bid and bid security **in no case shall exceed One Hundred Twenty (120) calendar days from the date of opening of bids, unless duly extended by the bidder upon the request of the Head of the Procuring Entity (HoPE) of the Quezon City Local Government**. Any bid not accompanied by an acceptable bid security shall be rejected by the Procuring Entity as non-responsive.

16. Sealing and Marking of Bids

Each Bidder shall submit one copy of the first and second components of its Bid.

The Procuring Entity may request additional hard copies and/or electronic copies of the Bid. However, failure of the Bidders to comply with the said request shall not be a ground for disqualification.

If the Procuring Entity allows the submission of bids through online submission to the given website or any other electronic means, the Bidder shall submit an electronic copy of its Bid, which must be digitally signed. An electronic copy that cannot be opened or is corrupted shall be considered non-responsive and, thus, automatically disqualified.

17. Deadline for Submission of Bids

The Bidders shall submit on the specified date and time and either at its physical address or through online submission as indicated in paragraph 5 of the **IB**.

18. Opening and Preliminary Examination of Bids

- 18.1. The BAC shall open the Bids in public at the time, on the date, and at the place specified in paragraph 9 of the **IB**. The Bidders' representatives who are present shall sign a register evidencing their attendance. In case videoconferencing, webcasting or other similar technologies will be used, attendance of participants shall likewise be recorded by the BAC Secretariat.

In case the Bids cannot be opened as scheduled due to justifiable reasons, the rescheduling requirements under Section 29 of the 2016 revised IRR of RA No. 9184 shall prevail.

- 18.2. The preliminary examination of Bids shall be governed by Section 30 of the 2016 revised IRR of RA No. 9184.

19. Detailed Evaluation and Comparison of Bids

- 19.1. The Procuring Entity's BAC shall immediately conduct a detailed evaluation of all Bids rated "*passed*" using non-discretionary pass/fail criteria. The BAC

shall consider the conditions in the evaluation of Bids under Section 32.2 of 2016 revised IRR of RA No. 9184.

- 19.2. If the Project allows partial bids, all Bids and combinations of Bids as indicated in the **BDS** shall be received by the same deadline and opened and evaluated simultaneously so as to determine the Bid or combination of Bids offering the lowest calculated cost to the Procuring Entity. Bid Security as required by **ITB** Clause 15 shall be submitted for each contract (lot) separately.
- 19.3. In all cases, the NFCC computation pursuant to Section 23.4.2.6 of the 2016 revised IRR of RA No. 9184 must be sufficient for the total of the ABCs for all the lots participated in by the prospective Bidder.

20. Post Qualification

Within a non-extendible period of five (5) calendar days from receipt by the Bidder of the notice from the BAC that it submitted the Lowest Calculated Bid, the Bidder shall submit its latest income and business tax returns filed and paid through the BIR Electronic Filing and Payment System (eFPS), and other appropriate licenses and permits required by law and stated in the **BDS**.

21. Signing of the Contract

The documents required in Section 37.2 of the 2016 revised IRR of RA No. 9184 shall form part of the Contract. Additional Contract documents are indicated in the **BDS**.

Section III. Bid Data Sheet

Notes on the Bid Data Sheet (BDS)

The Bid Data Sheet (BDS) consists of provisions that supplement, amend, or specify in detail, information, or requirements included in the ITB found in Section II, which are specific to each procurement.

This Section is intended to assist the Procuring Entity in providing the specific information in relation to corresponding clauses in the ITB and has to be prepared for each specific procurement.

The Procuring Entity should specify in the BDS information and requirements specific to the circumstances of the Procuring Entity, the processing of the procurement, and the bid evaluation criteria that will apply to the Bids. In preparing the BDS, the following aspects should be checked:

- a. Information that specifies and complements provisions of the ITB must be incorporated.
- b. Amendments and/or supplements, if any, to provisions of the ITB as necessitated by the circumstances of the specific procurement, must also be incorporated.

Bid Data Sheet

ITB Clause																																					
5.2	For this purpose, similar contracts shall refer to contracts which have the same major categories of work.																																				
7.1	Subcontracting is not allowed.																																				
10.3	<i>No additional contractor license or permit is required</i> <i>In addition, eligible bidders shall qualify or comply with the following:</i> 1. Bidders with valid Philippine Contractors Accreditation Board (PCAB) Type Building - Small B																																				
10.4	<table><tr><td colspan="4">The minimum work experience requirements for key personnel are the following:</td></tr><tr><td>Qty.</td><td>Key Personnel</td><td>General Experience</td><td>Relevant Experience</td></tr><tr><td>1</td><td>Project-in-Charge</td><td>3 years</td><td>3 years</td></tr><tr><td>1</td><td>General Foreman</td><td>3 years</td><td>3 years</td></tr><tr><td>1</td><td>Trade Engineer/Leadman for civil works</td><td>3 years</td><td>3 years</td></tr><tr><td>1</td><td>Trade Engineer/Leadman for electrical works</td><td>3 years</td><td>3 years</td></tr><tr><td>1</td><td>Safety Officer</td><td>3 years</td><td>3 years</td></tr><tr><td>1</td><td>DPWH duly accredited Materials Engineer</td><td>3 years</td><td>3 years</td></tr><tr><td colspan="4"><i>In addition, the bidder must execute an affidavit of undertaking duly notarized stating that the foregoing personnel shall perform work exclusively for the project until its completion. Please see attached bid forms.</i></td></tr></table>	The minimum work experience requirements for key personnel are the following:				Qty.	Key Personnel	General Experience	Relevant Experience	1	Project-in-Charge	3 years	3 years	1	General Foreman	3 years	3 years	1	Trade Engineer/Leadman for civil works	3 years	3 years	1	Trade Engineer/Leadman for electrical works	3 years	3 years	1	Safety Officer	3 years	3 years	1	DPWH duly accredited Materials Engineer	3 years	3 years	<i>In addition, the bidder must execute an affidavit of undertaking duly notarized stating that the foregoing personnel shall perform work exclusively for the project until its completion. Please see attached bid forms.</i>			
The minimum work experience requirements for key personnel are the following:																																					
Qty.	Key Personnel	General Experience	Relevant Experience																																		
1	Project-in-Charge	3 years	3 years																																		
1	General Foreman	3 years	3 years																																		
1	Trade Engineer/Leadman for civil works	3 years	3 years																																		
1	Trade Engineer/Leadman for electrical works	3 years	3 years																																		
1	Safety Officer	3 years	3 years																																		
1	DPWH duly accredited Materials Engineer	3 years	3 years																																		
<i>In addition, the bidder must execute an affidavit of undertaking duly notarized stating that the foregoing personnel shall perform work exclusively for the project until its completion. Please see attached bid forms.</i>																																					
10.5	<table><tr><td colspan="3">The minimum major equipment requirements are the following:</td></tr><tr><td>Equipment</td><td>Capacity</td><td>Number of Units</td></tr><tr><td>Dump Truck</td><td></td><td>1</td></tr><tr><td colspan="3"><i>In addition, the bidder must execute an affidavit of undertaking duly notarized stating that the foregoing equipment shall be used exclusively for the project until its completion. Please see attached bid forms.</i></td></tr></table>	The minimum major equipment requirements are the following:			Equipment	Capacity	Number of Units	Dump Truck		1	<i>In addition, the bidder must execute an affidavit of undertaking duly notarized stating that the foregoing equipment shall be used exclusively for the project until its completion. Please see attached bid forms.</i>																										
The minimum major equipment requirements are the following:																																					
Equipment	Capacity	Number of Units																																			
Dump Truck		1																																			
<i>In addition, the bidder must execute an affidavit of undertaking duly notarized stating that the foregoing equipment shall be used exclusively for the project until its completion. Please see attached bid forms.</i>																																					
12	<i>[Insert Value Engineering clause if allowed.]</i>																																				

15.1	<p>The bid security shall be in the form of a Bid Securing Declaration with project number, or any of the following forms and amounts:</p> <ul style="list-style-type: none"> a) The amount of not less than Php 85,445.68 or equivalent to two percent (2%) of ABC if bid security is in cash, cashier's/manager's check, bank draft/guarantee or irrevocable letter of credit; or b) The amount of not less than Php 213,614.19 or equivalent to five percent (5%) of ABC if bid security is in Surety Bond.
19.2	Partial bid is not allowed. The infrastructure project is packaged in a single lot and the lot shall not be divided into sub-lots for the purpose of bidding, evaluation, and contract award.
20	No additional requirement.
21	<p>Additional Contract Documents relevant to the Project as required:</p> <ol style="list-style-type: none"> 1. Construction Schedule and S-curve, 2. Manpower Schedule, 3. Construction Methods, 4. Equipment Utilization Schedule, 5. PERT/CPM or other acceptable tools of project scheduling, shall be included in the submission of Technical Proposal.

Section IV. General Conditions of Contract

Notes on the General Conditions of Contract

The General Conditions of Contract (GCC) in this Section, read in conjunction with the Special Conditions of Contract in Section V and other documents listed therein, should be a complete document expressing all the rights and obligations of the parties.

Matters governing performance of the Contractor, payments under the contract, or matters affecting the risks, rights, and obligations of the parties under the contract are included in the GCC and Special Conditions of Contract.

Any complementary information, which may be needed, shall be introduced only through the Special Conditions of Contract.

1. Scope of Contract

This Contract shall include all such items, although not specifically mentioned, that can be reasonably inferred as being required for its completion as if such items were expressly mentioned herein. All the provisions of RA No. 9184 and its 2016 revised IRR, including the Generic Procurement Manual, and associated issuances, constitute the primary source for the terms and conditions of the Contract, and thus, applicable in contract implementation. Herein clauses shall serve as the secondary source for the terms and conditions of the Contract.

This is without prejudice to Sections 74.1 and 74.2 of the 2016 revised IRR of RA No. 9184 allowing the GPPB to amend the IRR, which shall be applied to all procurement activities, the advertisement, posting, or invitation of which were issued after the effectivity of the said amendment.

2. Sectional Completion of Works

If sectional completion is specified in the **Special Conditions of Contract (SCC)**, references in the Conditions of Contract to the Works, the Completion Date, and the Intended Completion Date shall apply to any Section of the Works (other than references to the Completion Date and Intended Completion Date for the whole of the Works).

3. Possession of Site

3.1 The Procuring Entity shall give possession of all or parts of the Site to the Contractor based on the schedule of delivery indicated in the **SCC**, which corresponds to the execution of the Works. If the Contractor suffers delay or incurs cost from failure on the part of the Procuring Entity to give possession in accordance with the terms of this clause, the Procuring Entity's Representative shall give the Contractor a Contract Time Extension and certify such sum as fair to cover the cost incurred, which sum shall be paid by Procuring Entity.

3.2 If possession of a portion is not given by the above date, the Procuring Entity will be deemed to have delayed the start of the relevant activities. The resulting adjustments in contract time to address such delay may be addressed through contract extension provided under Annex "E" of the 2016 revised IRR of RA No. 9184.

4. The Contractor's Obligations

The Contractor shall employ the key personnel named in the Schedule of Key Personnel indicating their designation, in accordance with **ITB** Clause 10.3 and specified in the **BDS**, to carry out the supervision of the Works.

The Procuring Entity will approve any proposed replacement of key personnel only if their relevant qualifications and abilities are equal to or better than those of the personnel listed in the Schedule.

5. Performance Security

- 5.1. Within ten (10) calendar days from receipt of the Notice of Award from the Procuring Entity but in no case later than the signing of the contract by both parties, the successful Bidder shall furnish the performance security in any of the forms prescribed in Section 39 of the 2016 revised IRR.
- 5.2. The Contractor, by entering into the Contract with the Procuring Entity, acknowledges the right of the Procuring Entity to institute action pursuant to RA No. 3688 against any subcontractor be they an individual, firm, partnership, corporation, or association supplying the Contractor with labor, materials and/or equipment for the performance of this Contract.

6. Site Investigation Reports

The Contractor, in preparing the Bid, shall rely on any Site Investigation Reports referred to in the SCC supplemented by any information obtained by the Contractor.

7. Warranty

- 7.1. In case the Contractor fails to undertake the repair works under Section 62.2.2 of the 2016 revised IRR, the Procuring Entity shall forfeit its performance security, subject its property(ies) to attachment or garnishment proceedings, and perpetually disqualify it from participating in any public bidding. All payables of the GOP in his favor shall be offset to recover the costs.
- 7.2. The warranty against Structural Defects/Failures, except that occasioned-on force majeure, shall cover the period from the date of issuance of the Certificate of Final Acceptance by the Procuring Entity. Specific duration of the warranty is found in the SCC.

8. Liability of the Contractor

Subject to additional provisions, if any, set forth in the SCC, the Contractor's liability under this Contract shall be as provided by the laws of the Republic of the Philippines.

If the Contractor is a joint venture, all partners to the joint venture shall be jointly and severally liable to the Procuring Entity.

9. Termination for Other Causes

Contract termination shall be initiated in case it is determined *prima facie* by the Procuring Entity that the Contractor has engaged, before, or during the implementation of the contract, in unlawful deeds and behaviors relative to contract acquisition and implementation, such as, but not limited to corrupt, fraudulent, collusive, coercive, and obstructive practices as stated in ITB Clause 4.

10. Dayworks

Subject to the guidelines on Variation Order in Annex “E” of the 2016 revised IRR of RA No. 9184, and if applicable as indicated in the **SCC**, the Dayworks rates in the Contractor’s Bid shall be used for small additional amounts of work only when the Procuring Entity’s Representative has given written instructions in advance for additional work to be paid for in that way.

11. Program of Work

- 11.1. The Contractor shall submit to the Procuring Entity’s Representative for approval the said Program of Work showing the general methods, arrangements, order, and timing for all the activities in the Works. The submissions of the Program of Work are indicated in the **SCC**.
- 11.2. The Contractor shall submit to the Procuring Entity’s Representative for approval an updated Program of Work at intervals no longer than the period stated in the **SCC**. If the Contractor does not submit an updated Program of Work within this period, the Procuring Entity’s Representative may withhold the amount stated in the **SCC** from the next payment certificate and continue to withhold this amount until the next payment after the date on which the overdue Program of Work has been submitted.

12. Instructions, Inspections and Audits

The Contractor shall permit the GOP or the Procuring Entity to inspect the Contractor’s accounts and records relating to the performance of the Contractor and to have them audited by auditors of the GOP or the Procuring Entity, as may be required.

13. Advance Payment

The Procuring Entity shall, upon a written request of the Contractor which shall be submitted as a Contract document, make an advance payment to the Contractor in an amount not exceeding fifteen percent (15%) of the total contract price, to be made in lump sum, or at the most two installments according to a schedule specified in the **SCC**, subject to the requirements in Annex “E” of the 2016 revised IRR of RA No. 9184.

14. Progress Payments

The Contractor may submit a request for payment for Work accomplished. Such requests for payment shall be verified and certified by the Procuring Entity’s Representative/Project Engineer. Except as otherwise stipulated in the **SCC**, materials and equipment delivered on the site but not completely put in place shall not be included for payment.

15. Operating and Maintenance Manuals

- 15.1. If required, the Contractor will provide “as built” Drawings and/or operating and maintenance manuals as specified in the **SCC**.

- 15.2. If the Contractor does not provide the Drawings and/or manuals by the dates stated above, or they do not receive the Procuring Entity's Representative's approval, the Procuring Entity's Representative may withhold the amount stated in the **SCC** from payments due to the Contractor.

Section V. Special Conditions of Contract

Notes on the Special Conditions of Contract

Similar to the BDS, the clauses in this Section are intended to assist the Procuring Entity in providing contract-specific information in relation to corresponding clauses in the GCC found in Section IV.

The Special Conditions of Contract (SCC) complement the GCC, specifying contractual requirements linked to the special circumstances of the Procuring Entity, the Procuring Entity's country, the sector, and the Works procured. In preparing this Section, the following aspects should be checked:

- a. Information that complements provisions of the GCC must be incorporated.
- b. Amendments and/or supplements to provisions of the GCC as necessitated by the circumstances of the specific purchase, must also be incorporated.

However, no special condition which defeats or negates the general intent and purpose of the provisions of the GCC should be incorporated herein.

Special Conditions of Contract

GCC Clause	
2	Completion of work shall be within 90 calendar days.
4.1	The Procuring Entity shall give possession of all parts of the Site to the Contractor upon receipt of the Notice to Proceed.
6	The site investigation reports are: <i>[list here the required site investigation reports.]</i>
7.2	<p><i>[Select one, delete the other.]</i></p> <p><i>[In case of permanent structures, such as buildings of types 4 and 5 as classified under the National Building Code of the Philippines and other structures made of steel, iron, or concrete which comply with relevant structural codes (e.g., DPWH Standard Specifications), such as, but not limited to, steel/concrete bridges, flyovers, aircraft movement areas, ports, dams, tunnels, filtration and treatment plants, sewerage systems, power plants, transmission and communication towers, railway system, and other similar permanent structures:]</i> Fifteen (15) years.</p> <p><i>[In case of semi-permanent structures, such as buildings of types 1, 2, and 3 as classified under the National Building Code of the Philippines, concrete/asphalt roads, concrete river control, drainage, irrigation lined canals, river landing, deep wells, rock causeway, pedestrian overpass, and other similar semi-permanent structures:]</i> Five (5) years.</p> <p><i>[In case of other structures, such as bailey and wooden bridges, shallow wells, spring developments, and other similar structures:]</i> Two (2) years.</p>
10	Dayworks are applicable at the rate shown in the Contractor's original Bid.
13	The amount of the advance payment is no more that fifteen percent (15%) of the Contract Price subject to approval by the HOPE and compliance with the conditions under RA 9184 and its IRR.
14	No further instructions.
15.1	<p>The date by which operating and maintenance manuals are required is <i>thirty (30) days</i></p> <p>The date by which "as built" drawings are required as part of final payment</p>
15.2	The amount to be withheld for failing to produce "as built" drawings and/or operating and maintenance manuals by the date required is ten (10%) percent of the contract price.

Section VI. Specifications

Notes on Specifications

A set of precise and clear specifications is a prerequisite for Bidders to respond realistically and competitively to the requirements of the Procuring Entity without qualifying or conditioning their Bids. In the context of international competitive bidding, the specifications must be drafted to permit the widest possible competition and, at the same time, present a clear statement of the required standards of workmanship, materials, and performance of the goods and services to be procured. Only if this is done will the objectives of economy, efficiency, and fairness in procurement be realized, responsiveness of Bids be ensured, and the subsequent task of bid evaluation facilitated. The specifications should require that all goods and materials to be incorporated in the Works be new, unused, of the most recent or current models, and incorporate all recent improvements in design and materials unless provided otherwise in the Contract.

Samples of specifications from previous similar projects are useful in this respect. The use of metric units is mandatory. Most specifications are normally written specially by the Procuring Entity or its representative to suit the Works at hand. There is no standard set of Specifications for universal application in all sectors in all regions, but there are established principles and practices, which are reflected in these PBDs.

There are considerable advantages in standardizing General Specifications for repetitive Works in recognized public sectors, such as highways, ports, railways, urban housing, irrigation, and water supply, in the same country or region where similar conditions prevail. The General Specifications should cover all classes of workmanship, materials, and equipment commonly involved in construction, although not necessarily to be used in a particular Works Contract. Deletions or addenda should then adapt the General Specifications to the particular Works.

Care must be taken in drafting specifications to ensure that they are not restrictive. In the specification of standards for goods, materials, and workmanship, recognized international standards should be used as much as possible. Where other particular standards are used, whether national standards or other standards, the specifications should state that goods, materials, and workmanship that meet other authoritative standards, and which ensure substantially equal or higher quality than the standards mentioned, will also be acceptable. The following clause may be inserted in the SCC.

Sample Clause: Equivalency of Standards and Codes

Wherever reference is made in the Contract to specific standards and codes to be met by the goods and materials to be furnished, and work performed or tested, the provisions of the latest current edition or revision of the relevant standards and codes in effect shall apply, unless otherwise expressly stated in the Contract. Where such standards and codes are national, or relate to a particular country or region, other authoritative standards that ensure a substantially equal or higher quality than the standards and codes specified will be accepted

subject to the Procuring Entity's Representative's prior review and written consent. Differences between the standards specified and the proposed alternative standards shall be fully described in writing by the Contractor and submitted to the Procuring Entity's Representative at least twenty-eight (28) days prior to the date when the Contractor desires the Procuring Entity's Representative's consent. In the event the Procuring Entity's Representative determines that such proposed deviations do not ensure substantially equal or higher quality, the Contractor shall comply with the standards specified in the documents.

These notes are intended only as information for the Procuring Entity or the person drafting the Bidding Documents. They should not be included in the final Bidding Documents.



Republika ng Pilipinas
Lungsod ng Quezon
CITY ENGINEERING DEPARTMENT
5TH, 6TH, 7TH Floors, QC Civic Center Building "B"
Telephone Nos. 8968-4242 Local 8538



PROJECT TITLE : **PROPOSED REHABILITATION OF COMFORT ROOMS AT BALUMBATO
ELEMENTARY SCHOOL ✓**
LOCATION : **BARANGAY BALUMBATO, DISTRICT 6, QUEZON CITY ✓**

TECHNICAL SPECIFICATIONS

GR GENERAL REQUIREMENTS

- A. Comply with the current and existing laws, ordinances and applicable codes, rules and regulations, and standards. Any works performed contrary to the existing laws, rules and regulations, ordinances and standards without notice shall bear all cost arising therefrom.
- B. Drawings, specifications, codes and standards are minimum requirements. Where requirements differ, the more stringent apply.
- C. Should there be any change(s) in drawings or specifications, it is required to comply with the governing regulations, nobly the Implementing agency.
- D. Photographs shall be taken as, when and where directed at intervals of not more than one month. The photographs shall be sufficient in number and location, to record the exact progress of the works. The photographs shall be retained and will become the property of the Government.
- E. Site verification / inspection shall be conducted to validate the scope of works. No extra compensation and extension of time shall be given due to negligence or inadvertence.
- F. The quality of materials shall be of the best grade of their respective kinds for the purpose. The work shall also be performed in the best and most capable manner in strict accordance with requirements of the plans and details. All materials not conforming to the requirements of these specifications shall be considered as defective.
- G. All equipment and installations shall meet or exceed minimum requirements of the standards and codes.
- H. Mobilization and Demobilization (if applicable)
 - 1. Mobilization shall include all activities and related costs for transportation of personnel, equipment, and operating supplies to the site; establishment of offices, buildings, and other necessary general facilities for the operations at the site.
 - 2. Demobilization shall include all activities and costs for transportation of personnel, equipment, and supplies not anymore required within the construction site including the disassembly, removal and site clean-up of offices and other facilities assembled on the site specifically for this contract.
- I. ~~Execute work in strict accordance with the best practices of the trades in a thorough, substantial, workmanlike manner by competent workman. Provide a competent, experienced, full-time supervisor who is authorized to make decisions on behalf of the Contractor.~~
- J. Temporary Facilities and Utilities
 - 1. All facilities shall be near the job site, where necessary and shall conform to the best standard for the required types.
 - 2. Temporary facilities shall be provided and maintained including sanitary facilities and first aid stations.

3. Temporary utilities shall be sufficiently provided until the completion of the project such as water, power and communication.
 4. Temporary enclosure shall be provided around the construction site with adequate guard lights, railings and proper signage.
 5. Temporary roadways shall be constructed and maintained to sustain loads to be carried on them during the entire construction period.
 6. Upon completion of the work, the temporary facilities shall be demolished, hauled-out and disposed properly.
- K. Adequate construction safety and health protection shall be provided at all times during the execution of work to both workers and property
1. A fully-trained Medical Aide shall be employed permanently on the site who shall be engaged solely to medical duties.
 2. The medical room shall be provided with waterproofing; it could be a building or room designated and used exclusively for the purpose and have a floor area of at least 15 square meters and a glazed window area of at least 2 square meters.
 3. The location of the medical room and any other arrangements shall be made known to all employees by posting on prominent locations and suitable notices in the site.
 4. Additional safety precautions shall be provided in the event of a pandemic. Protocols set forth by the government shall be strictly followed.
 5. Construction safety shall consist of construction canopy and safety net.
- L. Necessary protections to the adjacent property shall be provided to avoid untoward incidents / accidents.
- M. Final cleaning of the work shall be employed prior to the final inspection for the certification of final acceptance. Final cleaning shall be applied on each surface or unit of work and shall be of condition expected for a building cleaning and maintenance program

SW SITE WORKS

- A. All grades, lines, levels and dimensions shall be verified as indicated on the plans and details. Any discrepancies or inconsistencies shall be reported before commencing work.
- B. This item shall consist of the removal wholly or in part, and satisfactory disposal of all buildings, fences, structures, old pavements, abandoned pipe lines, and any other obstructions which are not designated or permitted to remain, except for the obstructions to be removed and disposed of under other items in the Contract.

Removal and/or demolition of existing structures shall be done in accordance to safety procedures.

- C. All excavations shall be made to grade as indicated in the plans. Whenever water is encountered in the excavation process, it shall be removed by pumping, care being taken that the surrounding soil particles are not disturbed or removed.

The Contractor shall notify the Engineer sufficiently in advance of the beginning of any excavation so that cross-sectional elevations and measurements may be taken on the undisturbed ground. The natural ground adjacent to the structure shall not be disturbed without permission of the Engineer.

Trenches or foundation pits for structures or structure footings shall be excavated to the lines and grades or elevations shown on the Plans or as stated by the Engineer. They shall be of sufficient size to permit the placing of structures or structure footings of the full width and length shown. The elevations of the bottoms of footings, as shown on the Plans, shall be considered as approximate only and the Engineer may order, in writing, such changes in dimensions or elevations of footings as may be deemed necessary, to secure a satisfactory foundation.

Boulders, logs, and other objectionable materials encountered in excavation shall be removed.

After each excavation is completed, the Contractor shall notify the Engineer to that effect and no footing, bedding material or pipe culvert shall be placed until the Engineer has approved the depth of excavation and the character of the foundation material.

- D. All excavated materials, so far as suitable, shall be utilized as backfill. The surplus materials shall be disposed of in such manner as not to obstruct the stream or otherwise impair the efficiency or appearance of the structure. No excavated materials shall be deposited at any time so as to endanger the partly finished structure.

All backfills shall be placed in layers not exceeding to 150mm in thickness and each layer shall be thoroughly compacted by wetting, tamping and rolling.

- E. Soil Poisoning. There are two methods usually adopted in soil poisoning which are as follows:

1. Cordonig. This method is usually adopted when there is no visible evidence of termite infestation. Trenches in concentric circles, squares or rectangles are dug 150mm to 220mm wide and at least one meter apart and applied with Liquid Termicide Concentrate working solution at the rate of 8 liters per linear meter.
2. Drenching. When soil show termite infestation, this method shall be applied. The building area shall be thoroughly drenched with Liquid Termicide Concentrate working solution at the rate of 24 liters per square meter.

CWS CIVIL / STRUCTURAL WORKS

A. MOISTURE PROTECTION

1. WATERPROOFING

- a. Cementitious waterproofing powder mix shall be cement-based, aggregate-type, heavy duty, waterproof coating for reinforced concrete surface and masonry exposed to water. Additive binders shall be of special formulation of acrylic polymers and modifiers in liquid form used as additive with cement-based powder mix that improves adhesion and mechanical properties. Water shall be clean, clear and potable.
- b. Concrete surface to be applied with waterproofing shall be structurally sound, clean and free of dirt, loose mortar particles, paint films, oil, protective coats, efflorescence, lantance, etc. All defects shall be properly corrected and carefully formed to provide a smooth surface that is free of marks and properly cured prior to application works.
- c. Furnish all labor, materials, equipment, plant and other facilities required to complete all waterproofing work as shown on the drawings and herein specified. All applications shall be strictly performed by an approved waterproofing Contractor.
- d. Test waterproofed area by seventy-two (72) hours and check for any seepages.

Note: Thickness should be as per Manufacturer's Specifications and installation depending on the areas to be applied with.

L ARCHITECTURAL WORKS

A. FLOOR FINISHES

1. Ceramic Tiles. Unglazed ceramic tiles shall be hard, dense tiles of homogeneous composition. Its color and characteristics are determined by the materials used in the body, the method of manufacture and the thermal treatment.

Tile work shall not be started until roughing-ins for sanitary/plumbing, electrical and other trades have been completed and tested. The work of all other trades shall be protected from damage.

B. WALL FINISHES AND PARTITIONING

1. **Ceramic Tiles.** Glazed tiles and trims shall have an impervious face of ceramic materials fused onto the body of the tiles and trims. The glazed surface may be clear white or colored depending on the color scheme approved by the Engineer. Standard glazes may be bright (glossy), semi-matte (less glossy), matte (dull) or crystalline (mottled and textured; good resistance to abrasion).

Tile work shall not be started until roughing-ins for sanitary/plumbing, electrical and other trades have been completed and tested. The work of all other trades shall be protected from damage.

2. Toilet Partition.

C. CEILING FINISHES

1. **Fiber Cement Board on Metal Frame.** The ceiling materials to be used shall conform to the samples approved by the City Engineer. All ceiling works shall be done by men experienced and qualified to do this particular specialty trade. The installation of ceiling materials shall be in accordance with the detailed section and with the manufacturer's manual instructions. Ceiling materials shall be cut as required to fit the perpendicular condition and should be properly secured by anchorage and other accessories to complete the installation. No mechanical work shall be exposed on the finish work. All joints around electrical outlets, pipes and other works extending through materials shall be sealed with caulking.

D. CARPENTRY WORKS

Lumber of different species for the various parts of the structure shall be well-seasoned, sawn straight, sundried or kiln-dried and free from defects such as loose unsound knots, pitch pockets, sapwood, cracks and other imperfections impairing its strength, durability and appearance.

Rough lumber for framing and siding boards shall be air-dried or sundried such that its moisture content shall not exceed 22 percent. Dressed lumber for exterior and interior finishing, for doors and windows, millwork, cabinet work and flooring boards shall be kiln-dried and shall not have a moisture content in excess of 14 percent at the time of installation in the structure.

Plyboard shall be good grade and made of laminated wood strips of uniform width and thickness bonded together with water resistant resin glue. The laminated core shall be finished both faces with select grade Tanguile or red Luan veneers not less than 2 mm thick similarly bonded to the core. The plyboard of not less than 19 mm thick shall be free from defects such as split in veneer, buckling or warping.

Plywood shall conform to the requirements of the Philippine Trade Standards 631-02. Thickness of a single layer laminae shall not be less than 2 mm. The laminae shall be superimposed in layers with grains crossing at right angles in successive layers to produce stiffness. The face veneers shall be rotary cut from select grade timber. The laminae and face veneers shall be bonded with water resistant resin glue, hot pressed and pressure treated. Ordinary Tanguile or red Luan plywood with good quality face veneers, 6 mm thick shall be used for double walling and ceiling not exposed to moisture, waterproof or marine plywood shall be used for ceiling exposed to moisture such as at toilets and eaves, and ceiling to be finished with acrytex.

Glue shall be from water resistant resins which, upon hardening, shall not dissolve nor lose its bond or holding power even when soaked with water for extended period.

Nails, screw, bolts, and straps shall be provided and used where suitable for fruing carpentry and joinery works. All fasteners shall be brand new and adequate size to ensure rigidity of connections.

1. Nails of adequate size shall be steel wire, diamond-pointed, ribbed shank and bright finish.
2. Screws of adequate size shall be aluminum or brass plated steel with slotted head.
3. Lag screws of adequate size, for anchoring heavy timber framing in concrete or masonry, shall be galvanized steel.
4. Bolts and nuts shall be of steel having a yield point of not less than 245 Mpa. Bolts shall have square heads and provided with standard flat steel washers and hexagonal nuts. Threads shall conform to American coarse thread series. Threaded portion shall be long enough so that the nut can be tightened against the bolted members without any need for blocking. The bolt's threaded end shall be finished smooth for ease of engaging and turning the nut.
5. Wrought iron straps or angles, when required in conjunction with bolts or lag screws to provide proper anchorage, shall be of the shape and size shown on the Plans.

E. PAINTING WORKS

1. **Paint Materials.** All types of paint material and other related products shall be subject to test as to material composition by the Bureau of Research and Standard, DPWH or the National Institute of Science and Technology
2. **Tinting Colors.** Tinting colors shall be first grade quality pigment ground in alkylid resin that disperses and mixes easily with paint to produce the color desired. Use the same brand of paint and tinting color to effect good paint body.
3. **Skim coat.** Skim coat shall be fine powder type material like kalsomine that can be mixed into putty consistency, with oil-based primers and paints to fill minor surface dents and imperfections.
4. **Paint Schedule.**
 - a. **Exterior Masonry Wall** (plain cement plastered finish to be painted)
 - i. 1 coat skim coating, 1 coat primer, 2 coats elastomeric paint finish
 - b. **Interior Masonry Wall** (plain cement plastered finish to be painted)
 - i. 1 coat skim coating, 1 coat primer, 2 coats latex paint finish
 - c. **Interior Dry Wall**
 - i. 1 coat primer, 2 coats latex paint finish
 - d. **Ceiling Boards**
 - i. 1 coat primer, 2 coats latex paint finish
 - e. **Slab Soffit**
 - i. 1 coat primer, 2 coats latex paint finish
- f. **Metal / Steel Surfaces**
 - i. 1 coat primer, 2 coats epoxy enamel finish
5. **Surface Preparation.** All surfaces shall be in proper condition to receive the finish. Woodworks shall be hand-sanded smooth and dusted clean. All knot-holes, pitch pockets or sappy portions shall be sealed with natural wood filler. Nail holes, cracks or defects shall be carefully puttied after the first coat, matching the color of paint.

Interior woodworks shall be sandpapered between coats. Cracks, holes or imperfections in plaster shall be filled with patching compound and smoothed off to match adjoining surfaces.

Concrete and masonry surfaces shall be coated with concrete neutralizer and allowed to dry before any painting primer coat is applied. When surface is dried apply first coating. Hairline cracks and unevenness shall be patched and sealed with approved putty or patching compound. After all defects are corrected apply the finish coats as specified on the Plans (color scheme approved).

Metal shall be clean, dry and free from mill scale and rust. Remove all grease and oil from surfaces. Wash, unprimed galvanized metal with etching solution and allow it to dry. Where required to prime coat surface with Red Lead Primer same shall be approved by the Engineer.

In addition, the Contractor shall undertake the following:

- a. Voids, cracks, nick etc. will be repaired with proper patching material and finished flushed with surrounding surfaces.
 - b. Mamed or damaged shop coats on metal shall be spot primed with appropriate metal primer
 - c. Panting and varnishing works shall not be commenced when it is too hot or cold.
 - d. Allow appropriate ventilation during application and drying period
 - e. All hardware will be fitted and removed or protected prior to painting and varnishing works.
6. Application: Paints when applied by brush shall become non-fluid, thick enough to lay down as adequate film of wet paint. Brush marks shall have flowed out after application of paint,

Paints made for application by roller must be similar to brushing paint. It must be non-sticky when thinned to spraying viscosity so that it will break up easily into droplets.

Paint is atomized by high pressure pumping rather than broken up by the large volume of air mixed with it. This procedure changes the required properties of the paint.

7. Application shall be as per paint Manufacturer's specification and recommendation.
8. Provide all drop cloth and other covering requisite for protection of floors, walls, aluminium, glass, finishes and other works.
9. All applications and methods used shall strictly follow the Manufacturer's Instructions and Specifications.
10. All surfaces including masonry wall shall be thoroughly cleaned, puttied, sandpapered, rubbed and polished; masonry wall shall be treated with Neutralizer.
11. All exposed finish hardware, lighting fixtures and accessories, glass and the like shall be adequately protected so that these are not stained with paint and other painting materials prior to painting works
12. All other surfaces endangered by stains and paint marks should be taped and covered with craft paper

S/PW SANITARY / PLUMBING WORKS

- A. Comply with the current applicable codes, ordinances, and regulations of the authority or authorities having jurisdiction, the rules, regulations and requirements of the utility companies (as applicable).
- B. Supply, installation and testing of the following:
 1. Potable water supply system complete in all respects including but not limited to submittals, shop drawings, piping, water meters, valves, bibbs, insulation, all accessories required for complete and operational of the system.

2. Water service connections including but not limited to water meters, float valves. Any and all other works involve in providing the complete operation of the water supply system.
 3. Soil waste and vent system complete in all respect including but not limited to connection to existing sewer, submittals, shop drawings, pipes, fittings, valves, cleanout, drains, etc. Complete and operational.
 4. Storm drainage system complete in all respect including but not limited to connection to existing storm drainage, submittals, shop drawings, pipes, fittings, valves, cleanout, drains, etc. Complete and operational.
- C. Workmanship and installation methods shall conform to the best modern practice. Employ skilled tradesmen to perform work under the direct supervision of fully qualified personnel.
 - D. All equipment and installations shall meet or exceed minimum requirements of the Standards and Codes as specified in plans and program of work.
 - E. Install equipment in strict accordance with manufacturers written recommendations.
 - F. Physical sizes of all plant and equipment are to be suitable for the space allocated for the accommodation of such plant and equipment, taking into account the requirement of access for maintenance purposes.
 - G. In selecting makes and types of equipment, the Contractor shall ascertain that facilities for proper maintenance, repair and replacement are provided.
 - H. Where the Contractor proposes to use an item of equipment other than that specified or detailed in the drawing, which requires any redesign of the system, drawings showing the layout of the equipment and such redesign as required therefore shall be prepared by the Contractor at his own expenses. Where such approved deviation necessitates a different quantity and arrangement of materials and equipment's from that originally specified or indicated in the drawings, the Contractor shall furnish and install any such additional materials and equipment's required by the system at no additional cost.
 - I. Equipment catalogue and manufacturer's specifications must be submitted for examination and details shall be submitted for approval before any equipment is to be ordered.
 - J. This shall include all information necessary to ascertain the equipment comply with this specification and drawings. Data and sales catalogue of a general nature will not be accepted.
 - K. All materials, equipment, components and accessories shall be delivered to the Site in a new condition, properly packed and protected against damage or contamination or distortion, breakage or structural weakening due to handling, adverse weather or other circumstances and, as far as practicable, they shall be kept in the packing cases or under approved protective coverings until required for use.
 - L. Any items suffering from damage during manufacture, or in transit, or on site whilst in storage or during erection shall be rejected and replaced without extra cost.
 - M. All sanitary fittings and pipework shall be cleaned after installation and keep them in a new condition.
 - N. All installed pipelines shall be flushed through with water, rodded when necessary to ensure clearance of debris.
 - O. Cleaning and flushing shall be carried out in sections as the installation becomes completed.

EW

ELECTRICAL WORKS

A. CONDUITS, BOXES AND FITTINGS

1. This item shall consist of the furnishing and installation of the complete conduit work, consisting of electrical conduits; conduit boxes such as junction boxes, pull boxes.

utility boxes, octagonal and square boxes; conduit fittings, such as couplings, locknuts and bushings and other electrical materials needed to complete the conduit roughing-in work of this project.

2. All materials shall be brand new and shall be of the approved type meeting all the requirements of the Philippine Electrical Code and bearing the Philippine Standard Agency (PSA) mark.
3. All works throughout shall be executed in the best practice in a workmanlike manner by qualified and experienced electricians under the immediate supervision of a duly licensed Electrical Engineer.
4. The work to be done under this division of specifications consists of the fabrication, furnishing, delivery and installation, complete in all details of the electrical work, at the subject premises and all work materials incidental to the proper completion of the installation, except those portions of the work which are expressly stated to be done by other fields. All works shall be done in accordance with the rules and regulations and with the specifications.
5. All lighting fixtures and lamps are as specified and listed on lighting fixture schedule.
6. All grounding system installation shall be executed in accordance with the approved plans. Grounding system shall include building perimeter ground wires, ground rods, clamps, connectors, ground wells and ground wire taps as shown in the approved design.
7. All auxiliary systems such as telephone and intercom system, time clock system, fire alarm system and public address/nurse's call/paging system installations shall be done in accordance with the approved design.
8. Upon completion of the electrical construction work, the contractor shall provide all test equipment and personnel and to submit written copies of all test results.
9. The contractor shall guarantee the electrical installation are done and in accordance with the approved plans and specifications. The contractor shall guarantee that the electrical systems are free from all grounds and from all defective workmanship and materials and will remain so for a period of one year from date of acceptance of works. Any defect shall be remedied by the Contractor at his own expense.

B. WIRES AND WIRING DEVICES

1. This item shall consist of the furnishing and installation of all wires and wiring devices consisting of electric wires and cables, wall switches, convenience receptacles, heavy duty receptacles and other devices shown on the approved Plans but not mentioned in these specifications.
2. Wires and cables shall be of the approved type meeting all the requirements of the Philippine Electrical Code and bearing the Philippine Standard Agency (PSA) mark. Unless specified or indicated otherwise, all power and lighting conductors shall be insulated for 600 volts. All wires shall be copper, soft drawn and annealed, smooth and of cylindrical form and shall be centrally located inside the insulation.
3. Conductors or wires shall not be drawn in conduits until after the cement plaster is dry and the conduits are thoroughly cleaned and free from dirt and moisture. In drawing wires into conduits, sufficient slack shall be allowed to permit easy connections for fixtures, switches, receptacles and other wiring devices without the use of additional splices.
4. All conductors of convenience outlets and lighting branch circuit homeruns shall be wired with a minimum of 3.5 mm in size. Circuit homeruns to panelboards shall not be smaller than 3.5 mm but all homeruns to panelboard more than 30 meters shall not be smaller than 5.5 mm. No conductor shall be less than 2 mm in size.
5. All wires of 14mm and larger in size shall be connected to panels and apparatus by means of approved type lugs or connectors of the solderless type, sufficiently large enough to enclose all strands of the conductors and securely fastened. They shall not loosen under vibration or normal strain.

6. All joints, taps and splices on wires larger than 14 mm shall be made of suitable solderless connectors of the approved type and size. They shall be taped with rubber and PVC tapes providing insulation not less than that of the conductors.
7. No splices or joints shall be permitted in either feeder or branch conductors except within outlet boxes or accessible junction boxes or pull boxes. All joints in branch circuit wiring shall be made mechanically and electrically secured by approved splicing devices and taped with rubber and PVC tapes in a manner which will make their insulation as that of the conductor.
8. All wall switches and receptacles shall be fitted with standard Bakelite face plate covers. Device plates for flush mounting shall be installed with all four edges in continuous contact with finished wall surfaces without the use of coiled wire or similar devices. Plaster filling shall not be permitted. Plates installed in wet locations shall be gasketed.
9. When more than one switch or device is indicated in a single location, gang plate shall be used.


PEYÉ ANDRE S. MATONG
Planning and Programming Division


JOCelyn A. NAONG
Planning and Programming Division

Section VII. Drawings

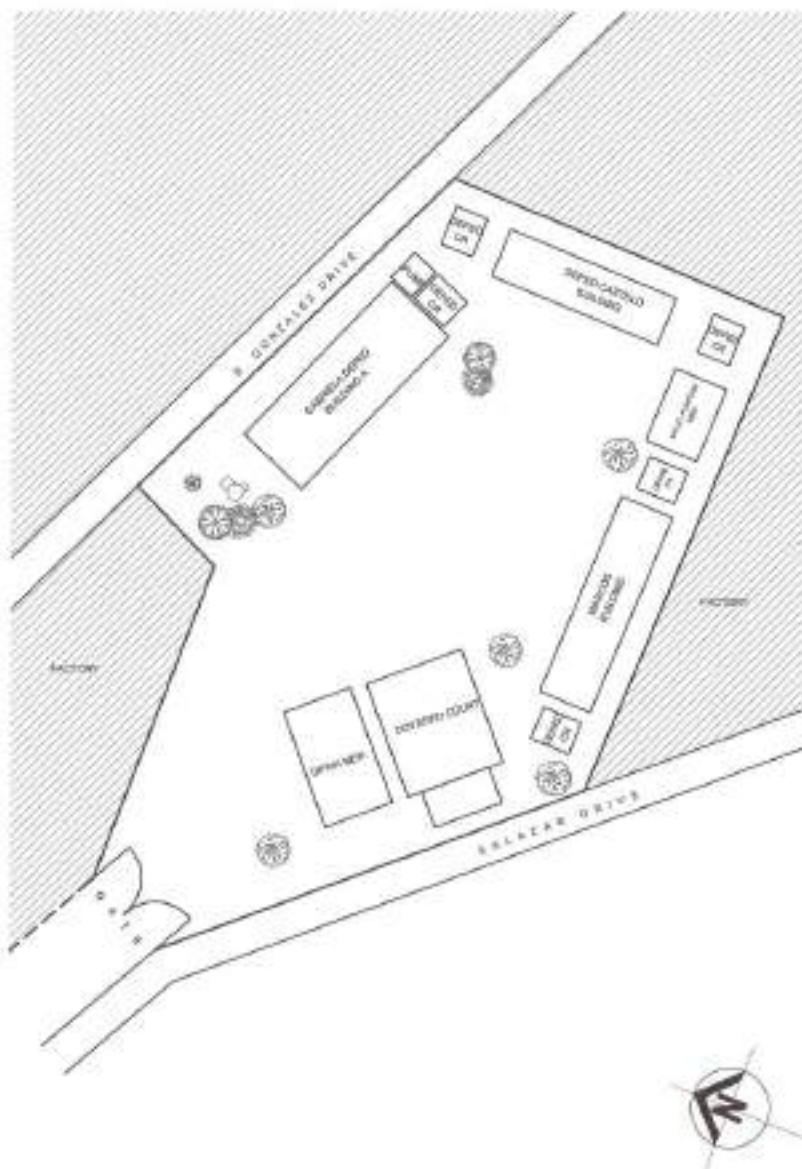
[Insert here a list of Drawings. The actual Drawings, including site plans, should be attached to this section, or annexed in a separate folder.]



SCALE: NTS



SCALE : NT8



聯合編譯：NTU

TABLE OF CONTENTS

ARCHITECTURAL		ELECTRICAL	
AB-01	LOCATION MAP VEGETATION SITE DEVELOPMENT PLAN TYPICAL GROUND FLOOR PLAN SECTION "A" TYPICAL SECOND FLOOR TO FOURTH FLOOR PLAN SECTION "B"		GENERAL NOTES LEGEND AND SYMBOLS GROUND FLOOR PLAN (SPAWN NEW BUILDING) TYPICAL SECOND FLOOR TO FOURTH FLOOR PLAN (SPAWN NEW BUILDING) SECOND FLOOR PLAN (REINFORCEMENT SUPPORT ROOM)
AB-02	CONCRETE FLOOR PLAN (SPAWN) SECTION "C" (GROUND FLOOR PLAN) (SPAWN) SECTION "D" GROUND FLOOR PLAN (REINFORCEMENT SUPPORT ROOM)	EL-01	GROUND FLOOR PLAN (REINFORCEMENT SUPPORT ROOM)
AB-03	SECTION "E" GROUND FLOOR PLAN (SPAWN) SECTION "F" GROUND FLOOR PLAN (SPAWN) SECTION "G" SECTION "H"	EL-02	ELECTRICAL LAYOUT SITE DEVELOPMENT PLAN GROUND FLOOR PLAN (REINFORCEMENT SUPPORT ROOM) GROUND FLOOR MULTIPURPOSE COMFORT ROOM
AB-04	SECTION "I" SECTION "J" SECTION "K" SECTION "L" SECTION "M"	EL-03	SECTION "N" (REINFORCEMENT SUPPORT ROOM) MULTIPURPOSE HALL SECTION "O" (REINFORCEMENT SUPPORT ROOM) SECTION "P" (REINFORCEMENT SUPPORT ROOM) SECTION "Q" (REINFORCEMENT SUPPORT ROOM)
AB-05	SECTION "R" SECTION "S" SECTION "T" SECTION "U" SECTION "V"	EL-04	SECTION "W" (REINFORCEMENT SUPPORT ROOM) SECTION "X" (REINFORCEMENT SUPPORT ROOM) SECTION "Y" (REINFORCEMENT SUPPORT ROOM) SECTION "Z" (REINFORCEMENT SUPPORT ROOM)
AB-06	SECTION "A" SECTION "B" SECTION "C" SECTION "D" SECTION "E"	EL-05	SECTION "F" (REINFORCEMENT SUPPORT ROOM) SECTION "G" (REINFORCEMENT SUPPORT ROOM) SECTION "H" (REINFORCEMENT SUPPORT ROOM) SECTION "I" (REINFORCEMENT SUPPORT ROOM)
AB-07	SECTION "J" SECTION "K" SECTION "L" SECTION "M" SECTION "N"		
AB-08	SECTION "O" SECTION "P" SECTION "Q" SECTION "R" SECTION "S"		
AB-09	SECTION "T" SECTION "U" SECTION "V" SECTION "W" SECTION "X"		
AB-10	SECTION "Y" SECTION "Z" SECTION "A" SECTION "B" SECTION "C"		
AB-11	SECTION "D" SECTION "E" SECTION "F" SECTION "G" SECTION "H"		
AB-12	SECTION "I" SECTION "J" SECTION "K" SECTION "L" SECTION "M"		
AB-13	SECTION "N" SECTION "O" SECTION "P" SECTION "Q" SECTION "R"		
AB-14	SECTION "S" SECTION "T" SECTION "U" SECTION "V" SECTION "W"		
AB-15	SECTION "X" SECTION "Y" SECTION "Z" SECTION "A" SECTION "B"		
AB-16	SECTION "C" SECTION "D" SECTION "E" SECTION "F" SECTION "G"		
AB-17	SECTION "H" SECTION "I" SECTION "J" SECTION "K" SECTION "L"		
AB-18	SECTION "M" SECTION "N" SECTION "O" SECTION "P" SECTION "Q"		
AB-19	SECTION "R" SECTION "S" SECTION "T" SECTION "U" SECTION "V"		
AB-20	SECTION "W" SECTION "X" SECTION "Y" SECTION "Z" SECTION "A"		
AB-21	SECTION "B" SECTION "C" SECTION "D" SECTION "E" SECTION "F"		
AB-22	SECTION "G" SECTION "H" SECTION "I" SECTION "J" SECTION "K"		
AB-23	SECTION "L" SECTION "M" SECTION "N" SECTION "O" SECTION "P"		
AB-24	SECTION "Q" SECTION "R" SECTION "S" SECTION "T" SECTION "U"		
AB-25	SECTION "V" SECTION "W" SECTION "X" SECTION "Y" SECTION "Z"		
AB-26	SECTION "A" SECTION "B" SECTION "C" SECTION "D" SECTION "E"		
AB-27	SECTION "F" SECTION "G" SECTION "H" SECTION "I" SECTION "J"		
AB-28	SECTION "K" SECTION "L" SECTION "M" SECTION "N" SECTION "O"		
AB-29	SECTION "P" SECTION "Q" SECTION "R" SECTION "S" SECTION "T"		
AB-30	SECTION "U" SECTION "V" SECTION "W" SECTION "X" SECTION "Y"		
AB-31	SECTION "Z" SECTION "A" SECTION "B" SECTION "C" SECTION "D"		
AB-32	SECTION "E" SECTION "F" SECTION "G" SECTION "H" SECTION "I"		
AB-33	SECTION "J" SECTION "K" SECTION "L" SECTION "M" SECTION "N"		
AB-34	SECTION "O" SECTION "P" SECTION "Q" SECTION "R" SECTION "S"		
AB-35	SECTION "T" SECTION "U" SECTION "V" SECTION "W" SECTION "X"		
AB-36	SECTION "Y" SECTION "Z" SECTION "A" SECTION "B" SECTION "C"		
AB-37	SECTION "D" SECTION "E" SECTION "F" SECTION "G" SECTION "H"		
AB-38	SECTION "I" SECTION "J" SECTION "K" SECTION "L" SECTION "M"		
AB-39	SECTION "N" SECTION "O" SECTION "P" SECTION "Q" SECTION "R"		
AB-40	SECTION "S" SECTION "T" SECTION "U" SECTION "V" SECTION "W"		
AB-41	SECTION "X" SECTION "Y" SECTION "Z" SECTION "A" SECTION "B"		
AB-42	SECTION "C" SECTION "D" SECTION "E" SECTION "F" SECTION "G"		
AB-43	SECTION "H" SECTION "I" SECTION "J" SECTION "K" SECTION "L"		
AB-44	SECTION "M" SECTION "N" SECTION "O" SECTION "P" SECTION "Q"		
AB-45	SECTION "R" SECTION "S" SECTION "T" SECTION "U" SECTION "V"		
AB-46	SECTION "W" SECTION "X" SECTION "Y" SECTION "Z" SECTION "A"		
AB-47	SECTION "B" SECTION "C" SECTION "D" SECTION "E" SECTION "F"		
AB-48	SECTION "G" SECTION "H" SECTION "I" SECTION "J" SECTION "K"		
AB-49	SECTION "L" SECTION "M" SECTION "N" SECTION "O" SECTION "P"		
AB-50	SECTION "Q" SECTION "R" SECTION "S" SECTION "T" SECTION "U"		
AB-51	SECTION "V" SECTION "W" SECTION "X" SECTION "Y" SECTION "Z"		
AB-52	SECTION "A" SECTION "B" SECTION "C" SECTION "D" SECTION "E"		
AB-53	SECTION "F" SECTION "G" SECTION "H" SECTION "I" SECTION "J"		
AB-54	SECTION "K" SECTION "L" SECTION "M" SECTION "N" SECTION "O"		
AB-55	SECTION "P" SECTION "Q" SECTION "R" SECTION "S" SECTION "T"		
AB-56	SECTION "U" SECTION "V" SECTION "W" SECTION "X" SECTION "Y"		
AB-57	SECTION "Z" SECTION "A" SECTION "B" SECTION "C" SECTION "D"		
AB-58	SECTION "E" SECTION "F" SECTION "G" SECTION "H" SECTION "I"		
AB-59	SECTION "J" SECTION "K" SECTION "L" SECTION "M" SECTION "N"		
AB-60	SECTION "O" SECTION "P" SECTION "Q" SECTION "R" SECTION "S"		
AB-61	SECTION "T" SECTION "U" SECTION "V" SECTION "W" SECTION "X"		
AB-62	SECTION "Y" SECTION "Z" SECTION "A"		



Republika ng Pilipinas
Lungsod ng Quezon
CITY ENGINEERING DEPARTMENT

PROJECT TITLE:

PROPOSED REHABILITATION OF
COMFORT ROOMS AT BALUMBATO
ELEMENTARY SCHOOL ✓

LOCATION: SAGINAW RAILROAD, DISTRICT 3, GAYDON CITY

[Signature]

DATE: _____

REMOVE

SUBMITTED IN:

ENGR. LEO S. DEL ROSARIO

есть, а также, ресурсы, которые могут быть использованы для решения проблемы.

RECOMMENDING APPROVAL:

ENGR. ISAGANI R. VERZOSA, JR.

THE CITY OF CHICAGO

APPROVED BY:

HON. MA. JOSEFINA G. BELMONTE

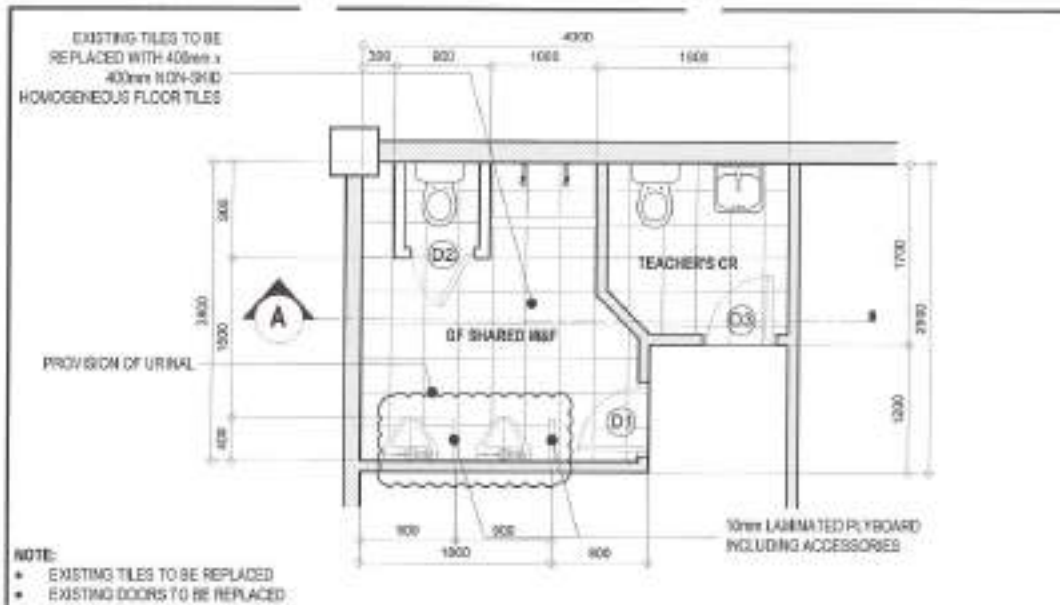
CONY NANCY, GARDNER RUTH

SHEET CONTENT

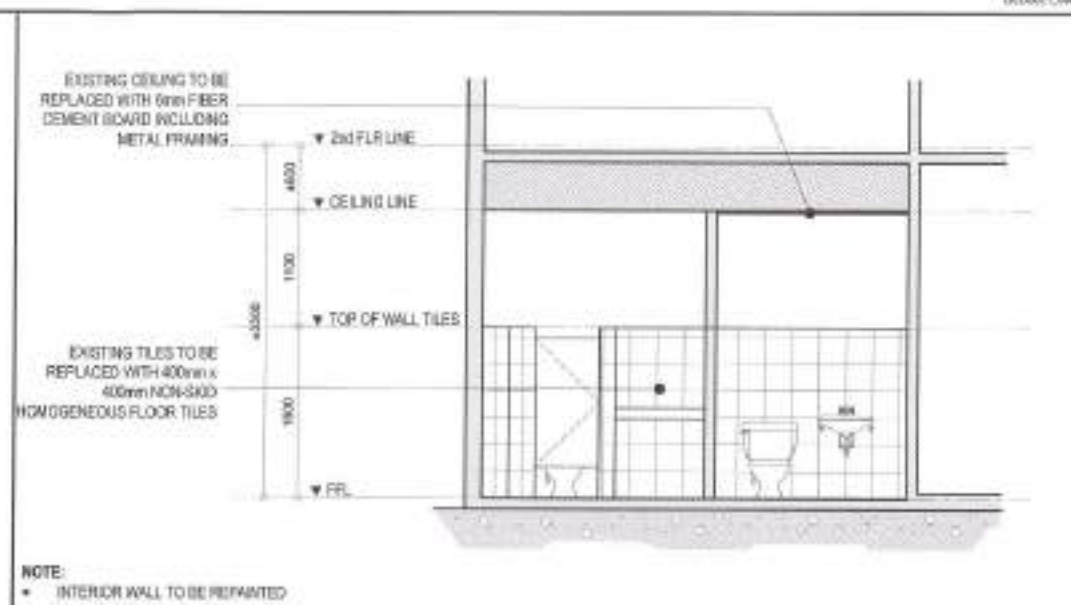
LOCATION MAP
VICINITY MAP
4 THE DEVELOPMENT
#1, 2, 3

SHEET NO.

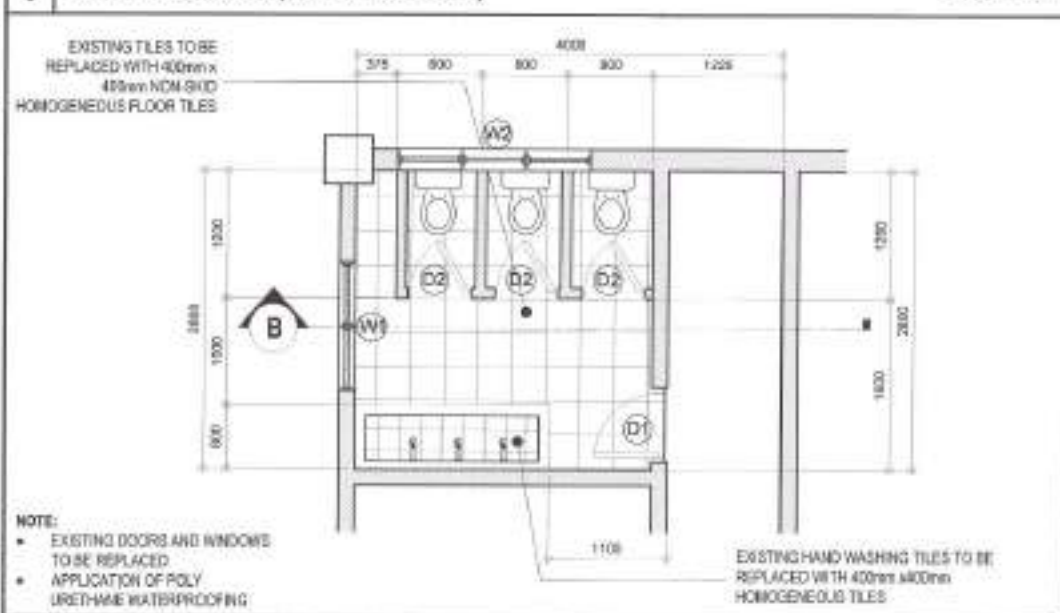
AR-01
1 20



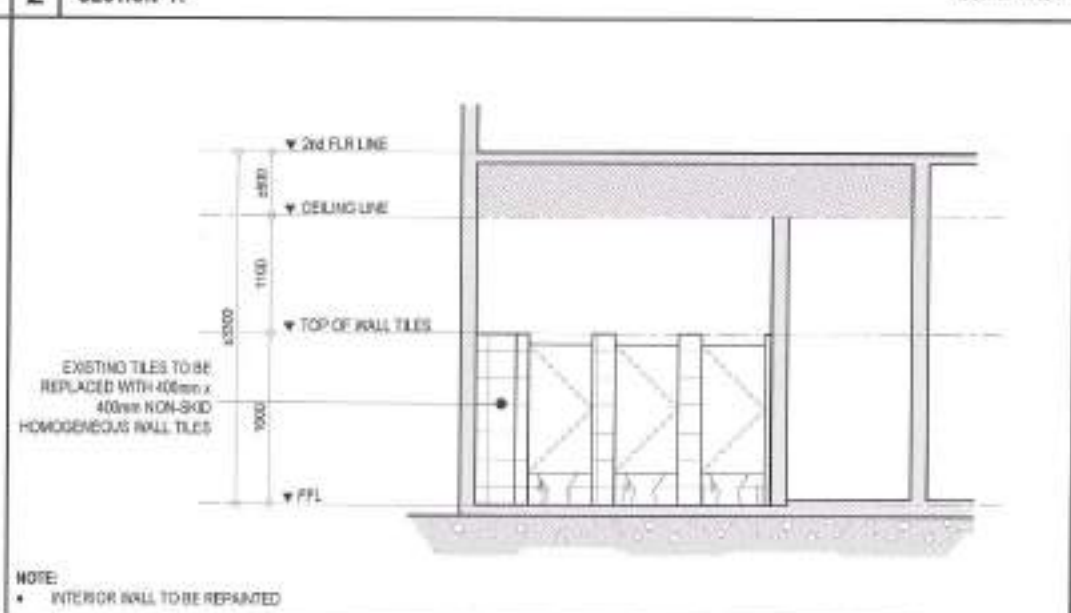
1 GROUND FLOOR PLAN (DPWH NEW BUILDING) SCALE: 1:50M



2 SECTION "A" SCALE: 1:50M

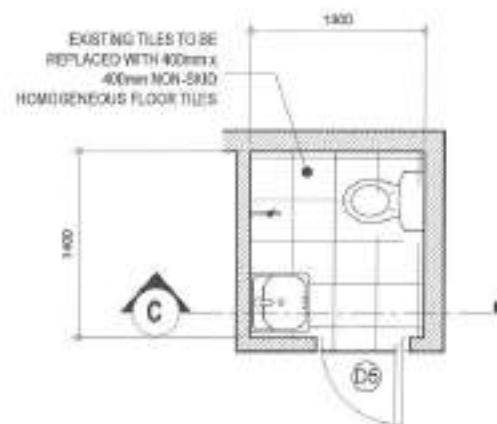


3 TYPICAL SECOND FLOOR TO FOURTH FLOOR PLAN (DPWH NEW BUILDING) SCALE: 1:50M



4 SECTION "B" SCALE: 1:50M

<p>Republika ng Pilipinas Lungsod ng Quezon CITY ENGINEERING DEPARTMENT</p>	PROJECT TITLE:	DATE: 11/11/2023	SUBMITTED BY:	RECOMMENDING APPROVAL:	APPROVES BY:	SHEET CONTENT	SHEET NO.
	PROPOSED REHABILITATION OF COMFORT ROOMS AT BALUMBATO ELEMENTARY SCHOOL	DATE: 11/11/2023	ENGR. LEO S. DEL ROSARIO, JR.	ENGR. ISAGANI R. VERZOGA, JR.	HON. MA. JOSEFINA G. BELMONTE	TYPICAL SECOND FLOOR TO FOURTH FLOOR PLAN SECTION "B"	AR-02 2.20
	LOCATION: BARANGAY BALUMBATO, DISTRICT 6, QUEZON CITY	REVISION NO.:	HEAD, PLANNING & RECOMMENDATION	OC, CITY ENGINEERING DEPARTMENT	CITY ENGINEER		



NOTE:
 • EXISTING DOOR TO BE REPLACED

1 GROUND FLOOR PLAN COMPUTER LAB (MARCOS BUILDING) SCALE: 1:40M



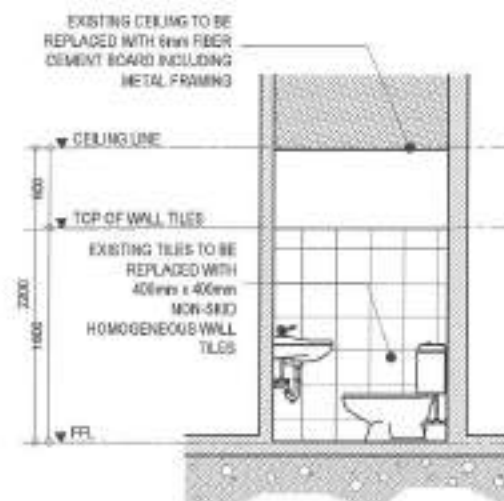
NOTE:
 • EXISTING DOOR TO BE REPLACED

3 GROUND FLOOR PLAN LIBRARY (MARCOS BUILDING) SCALE: 1:40M



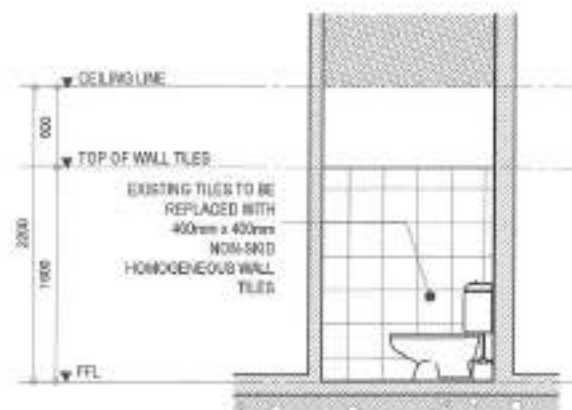
NOTE:
 • EXISTING DOOR TO BE REPLACED

5 GROUND FLOOR PLAN PRINCIPAL OFFICE (MARCOS BUILDING) SCALE: 1:40M



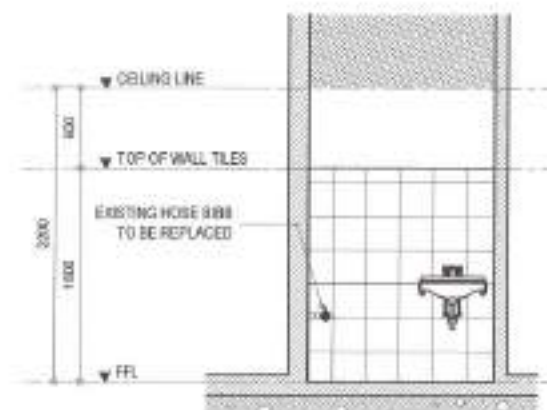
NOTE:
 • INTERIOR WALL TO BE REPAINTED

2 SECTION "C-C" SCALE: 1:40M



NOTE:
 • INTERIOR WALL TO BE REPAINTED

4 SECTION "D-D" SCALE: 1:40M



NOTE:
 • INTERIOR WALL TO BE REPAINTED

6 SECTION "E-E" SCALE: 1:40M



Republika ng Pilipinas
 Lungsod ng Quezon
CITY ENGINEERING DEPARTMENT

PROJECT TITLE:
**PROPOSED REHABILITATION OF
 COMFORT ROOMS AT BALUMBATO
 ELEMENTARY SCHOOL**
 LOCATION:
 BARANGAY BALUMBATO, DISTRICT 6, QUEZON CITY

DRAWN BY:
 DATE:
 CHECKED BY:
 REVISION NO:

SUBMITTED BY:

ENGR. LEO S. DEL ROSARIO
 HND. PLANNER & PROJECT MANAGER

RECOMMENDING APPROVAL:

ENGR. ISAGANI R. VERZOSA, JR.
 OC, CITY ENGINEERING DEPARTMENT

APPROVED BY:
HON. MA. JOSEFINA G. BELMONTE
 CITY ENGINEER

SHEET CONTENT:
 GROUND FLOOR PLAN
 (COMPUTER LAB, LIBRARY,
 PRINCIPAL OFFICE)
 SECTION "C-C",
 SECTION "D-D",
 SECTION "E-E"

SHEET NO.:
**AR-03
 3/20**



NOTE:
• EXISTING DOOR TO BE REPLACED



NOTE:
• EXISTING DOOR TO BE REPLACED



NOTE:
• EXISTING WINDOW TO BE REPLACED
• EXISTING DOORS TO BE REPLACED

1 GROUND FLOOR PLAN CANTEN (MARCOS BUILDING)

SCALE: 1:40M

3 GROUND FLOOR PLAN SCIENCE LAB (MARCOS BUILDING)

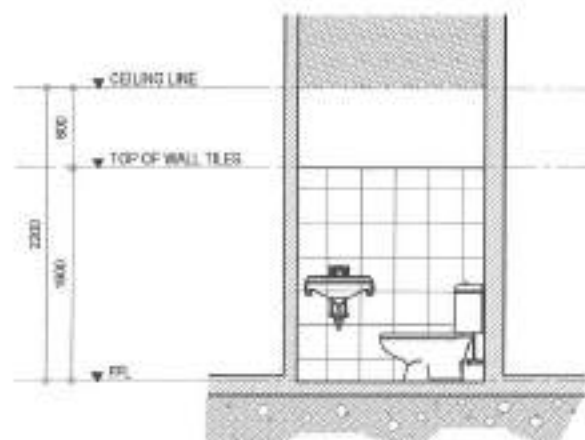
SCALE: 1:40M

5 A (DEPED CR BESIDE MARCOS BUILDING)

SCALE: 1:50M



NOTE:
• INTERIOR WALL TO BE REPAINTED



NOTE:
• INTERIOR WALL TO BE REPAINTED

2 SECTION "F"

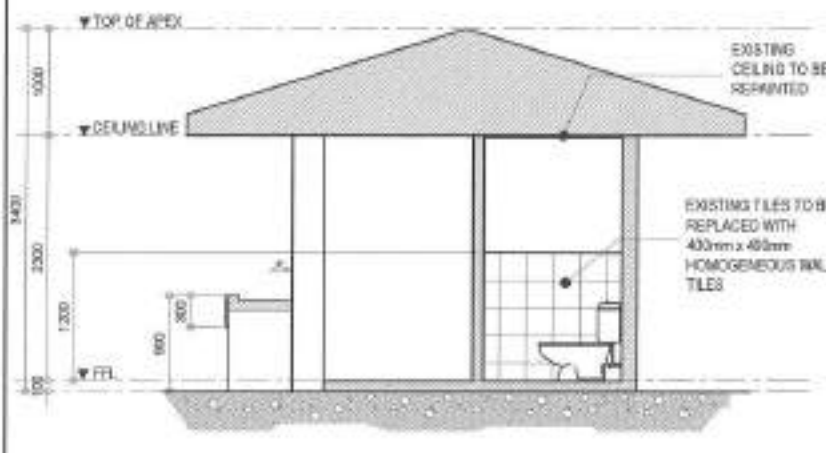
SCALE: 1:40M

4 SECTION "G"

SCALE: 1:40M

6 SECTION "H"

SCALE: 1:50M



NOTE:
• INTERIOR WALL TO BE REPAINTED



Republika ng Pilipinas
Lungsod ng Quezon
CITY ENGINEERING DEPARTMENT

PROJECT TITLE:
**PROPOSED REHABILITATION OF
COMFORT ROOMS AT BALUMBATO
ELEMENTARY SCHOOL**
LOCATION:
BARANGAY BALUMBATO, DISTRICT 6, QUEZON CITY

DRAWN BY:
MSE
CHECKED BY:
REVISION NO.:

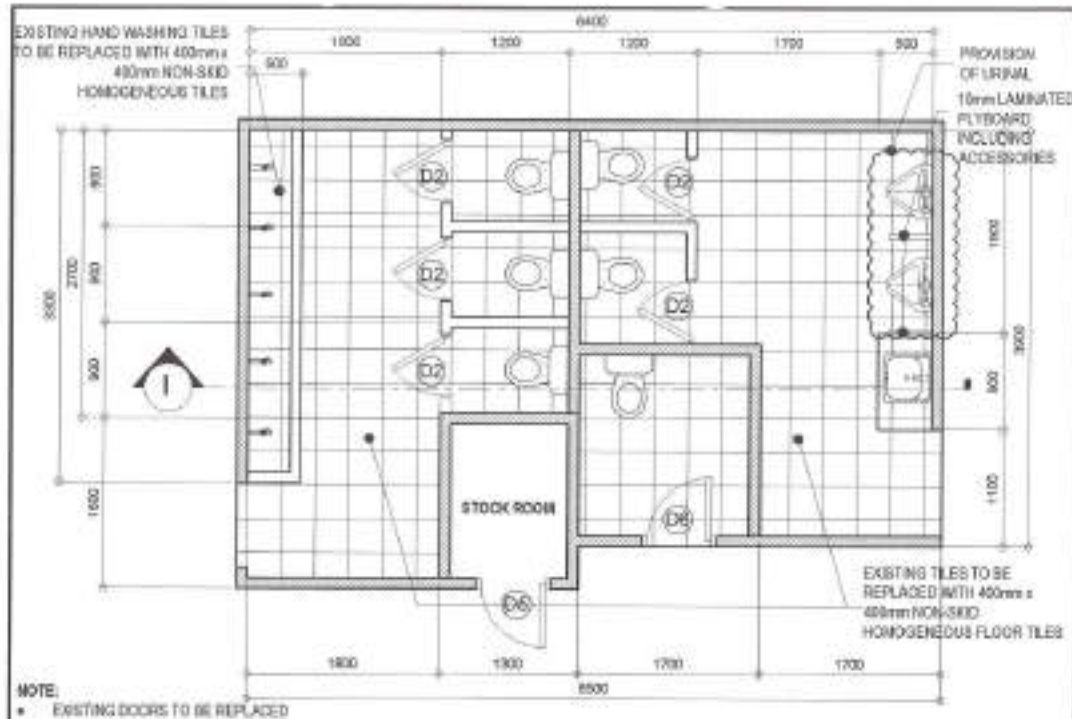
SUBMITTED BY:
ENGR. LEO S. DEL ROSARIO
HND, LUNAR 4 PROGRAM DIRECTOR

RECOMMENDING APPROVAL:
ENGR. ISAGANI R. VERZOSA, JR.
HND, CITY ENGINEERING DEPARTMENT

APPROVED BY:
HON. MA. JOSEFINA G. BELMONTE
CITY MAYOR, QUEZON CITY

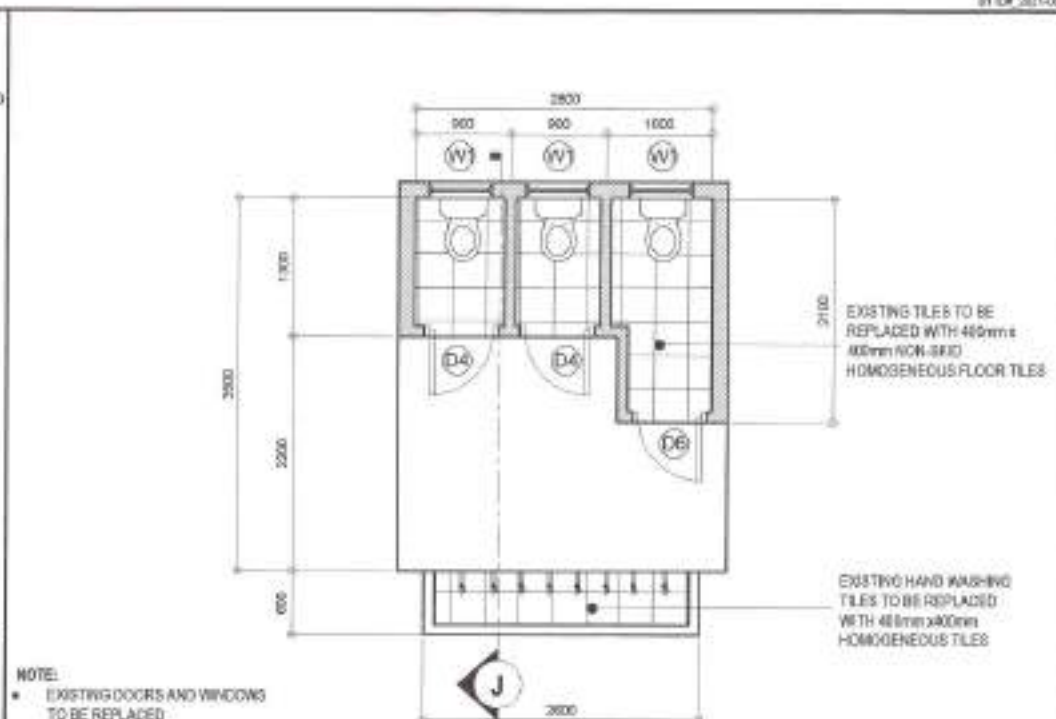
SHEET CONTENT:
GROUND FLOOR PLAN
SECTION "F"
GROUND FLOOR PLAN
SECTION "G"
SECTION "H"
SECTION "H"
SECTION "H"

SHEET NO.
AR-04
4/20



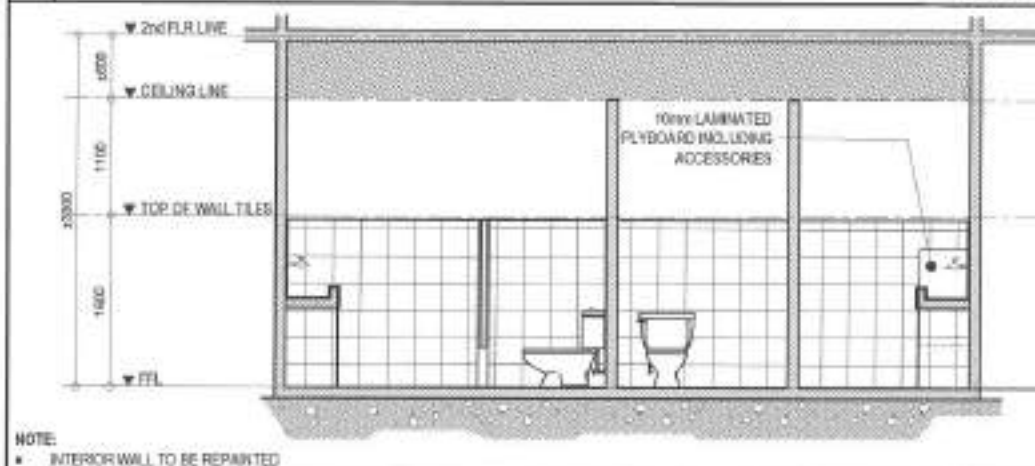
1 B (DEPED CR BETWEEN MARCOS BLDG AND MULTIPURPOSE HALL)

SCALE: 1:50M



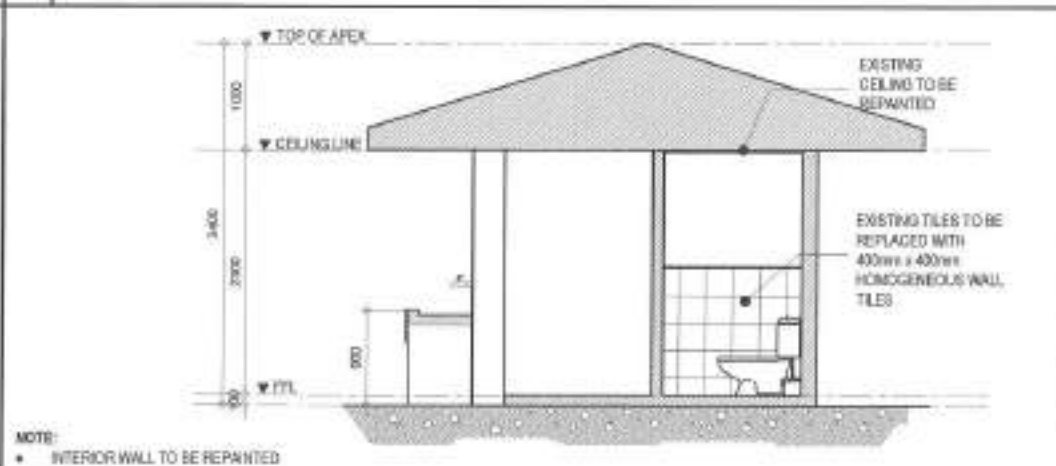
3 C (DEPED CR BETWEEN MULTIPURPOSE HALL AND DEPED CASTELO BUILDING)

SCALE: 1:50M



2 SECTION "T"

SCALE: 1:50M



4 SECTION "J"

SCALE: 1:50M



Republika ng Pilipinas
Lungsod ng Quezon
CITY ENGINEERING DEPARTMENT

PROJECT TITLE:
**PROPOSED REHABILITATION OF
COMFORT ROOMS AT BALUMBATO
ELEMENTARY SCHOOL**
SOURCE:
BARANGAY BALUMBATO, DISTRICT 6, QUEZON CITY

DRAWN BY:
DATE:
CHECKED BY:
REVISION NO.:

SUBMITTED BY:
ENGR. LEO S. DEL ROSARIO
HEAD, PLUMBING & MECHANICAL DIVISION

RECOMMENDING APPROVAL:
ENGR. ISAGANI R. VERZOSA, JR.
SEC. CITY ENGINEERING DEPARTMENT

APPROVED BY:
HON. MA. JOSEFINA G. BELMONTE
CITY MAYOR, QUEZON CITY

SHEET CONTENT
REPAIR OF BETWEEN
MARCOS BLDG AND
MULTIPURPOSE HALL
SECTION "T"
DEPED CR BETWEEN
MULTIPURPOSE HALL
DEPED CASTELO
BLDG AND SECTION "J"

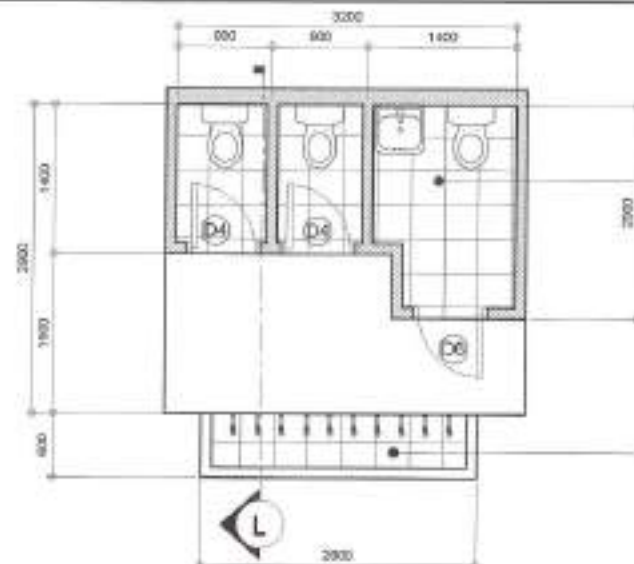
SHEET NO.
AR-05
520



NOTE:
• EXISTING DOOR TO BE REPLACED

1 GROUND FLOOR MULTI-PURPOSE COMFORT ROOM

SCALE: 1:40M



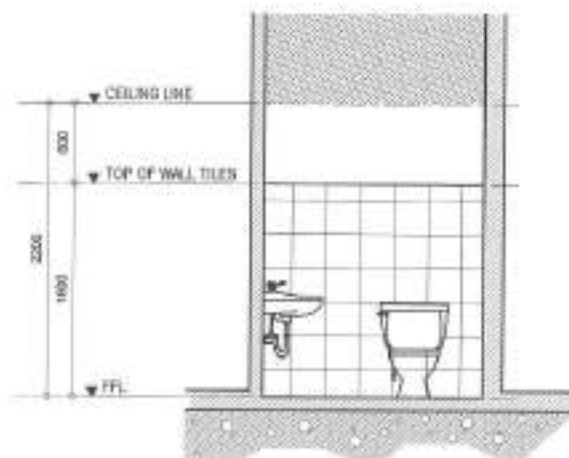
EXISTING TILES TO BE REPLACED WITH 400mm x 400mm NON-SKID HOMOGENEOUS FLOOR TILES

EXISTING HAND WASHING TILES TO BE REPLACED WITH 400mm x 400mm HOMOGENEOUS TILES

NOTE:
• EXISTING DOORS TO BE REPLACED

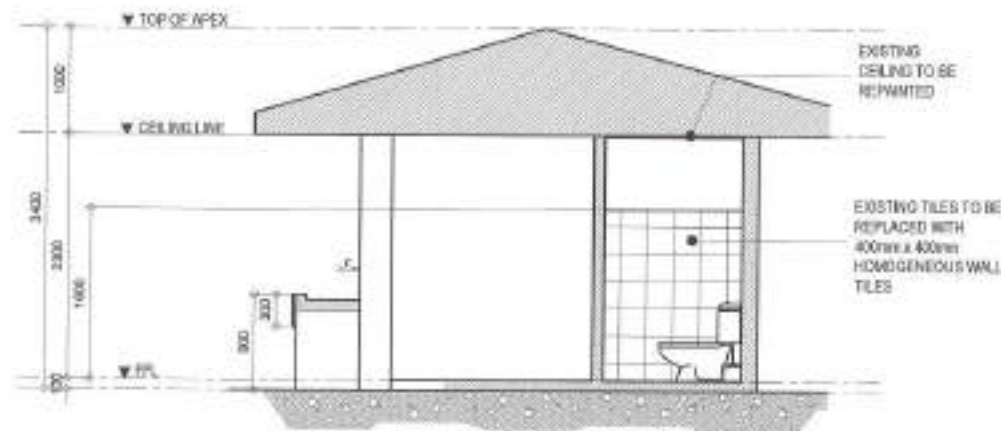
3 D (DEPED CR BETWEEN GABRIELA AND DEPED CASTELO BUILDING)

SCALE: 1:150M



2 SECTION "K"

SCALE: 1:40M



EXISTING CEILING TO BE REPAINTED

EXISTING TILES TO BE REPLACED WITH 400mm x 400mm HOMOGENEOUS WALL TILES

NOTE:
• INTERIOR WALL TO BE REPAINTED

4 SECTION "L"

SCALE: 1:50M



Republika ng Pilipinas
Lungsod ng Quezon
CITY ENGINEERING DEPARTMENT

PROJECT TITLE:
PROPOSED REHABILITATION OF COMFORT ROOMS AT BALUMBATO ELEMENTARY SCHOOL
LOCATION:
BARANGAY BALUMBATO, DISTRICT 6, QUEZON CITY

DRAWN BY: S.A.
DATE:
ORDERED BY: S.A.
REVISION NO.:

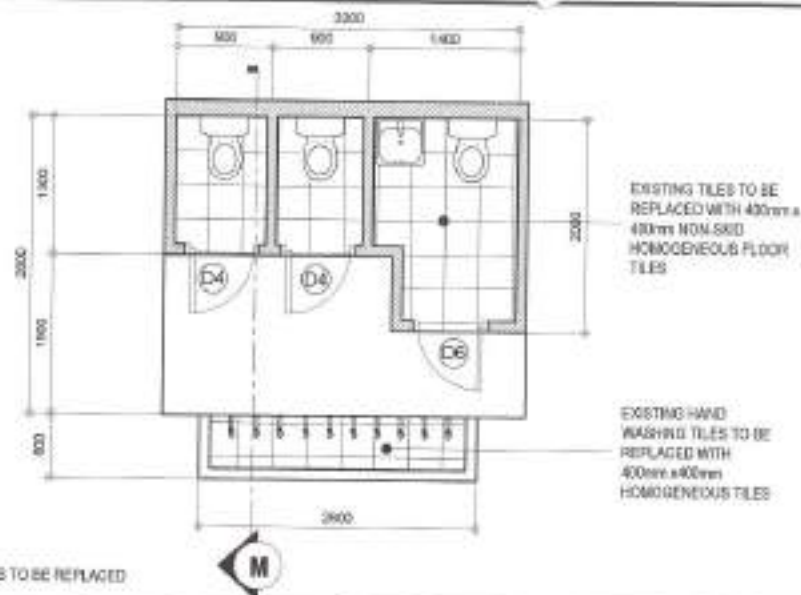
SUBMITTED BY:
ENGR. LEO S. DEL ROSARIO
HEAD, PLANNING & PROGRAMMING DIVISION

RECOMMENDING APPROVAL:
ENGR. ISABINI R. VERZOSA, JR.
CITY ENGINEERING DEPARTMENT

APPROVED BY:
HON. MA. JOSEFINA G. BELMONTE
CITY ENGINEER, QUEZON CITY

SHEET CONTENT:
GROUND FLOOR MULTI-PURPOSE COMFORT ROOM SECTION "K"
D (DEPED CR BETWEEN GABRIELA AND DEPED CASTELO BUILDING) SECTION "L"

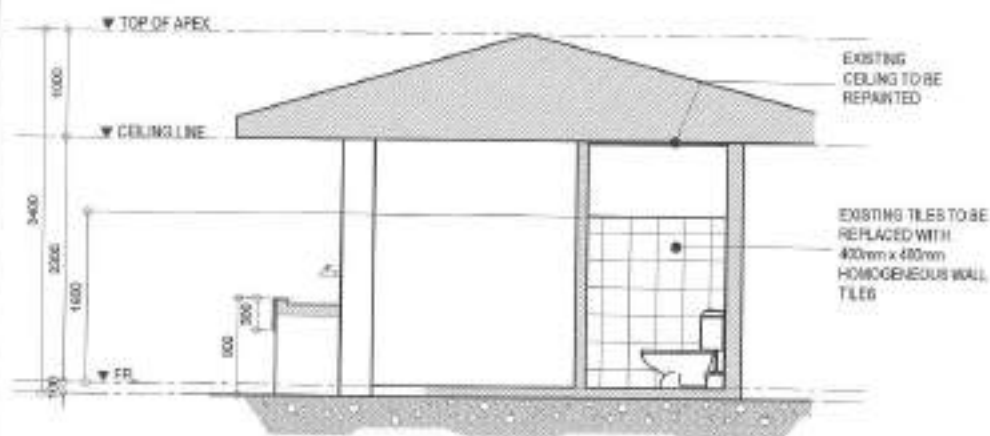
SHEET NO.
AR-06
6/20



NOTE:
• EXISTING DOORS TO BE REPLACED

1 E (DEPED CR BETWEEN GABRIELA AND DEPED CASTELO BUILDING)

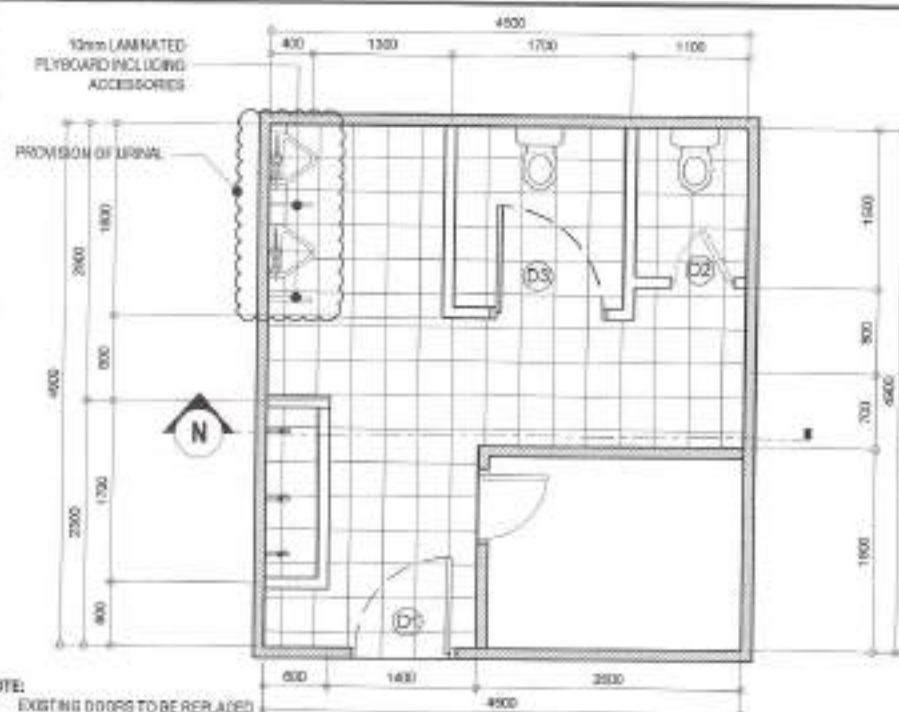
SCALE: 1:50M



NOTE:
• INTERIOR WALL TO BE REPAINTED

2 SECTION "M"

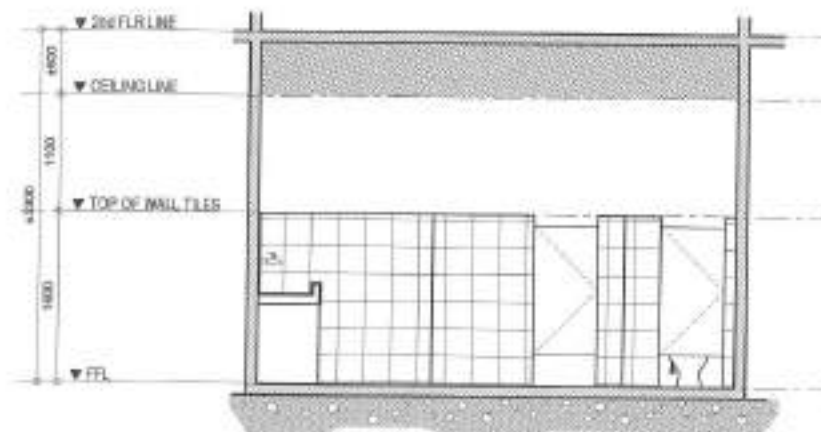
SCALE: 1:50M



NOTE:
• EXISTING DOORS TO BE REPLACED

3 GABRIELA DEPED BUILDING (MALE COMFORT ROOM)

SCALE: 1:50M



4 SECTION "N"

SCALE: 1:50M



Republika ng Pilipinas
Lungsod ng Quezon
CITY ENGINEERING DEPARTMENT

PROJECT TITLE:
**PROPOSED REHABILITATION OF
COMFORT ROOMS AT BALUMBATO
ELEMENTARY SCHOOL**
LOCATION:
BARANGAY BALUMBATO, DISTRICT 6, QUEZON CITY

OWNER: E.A.A.
DATE:
DESIGNED BY: [Signature]
REVISION NO.:

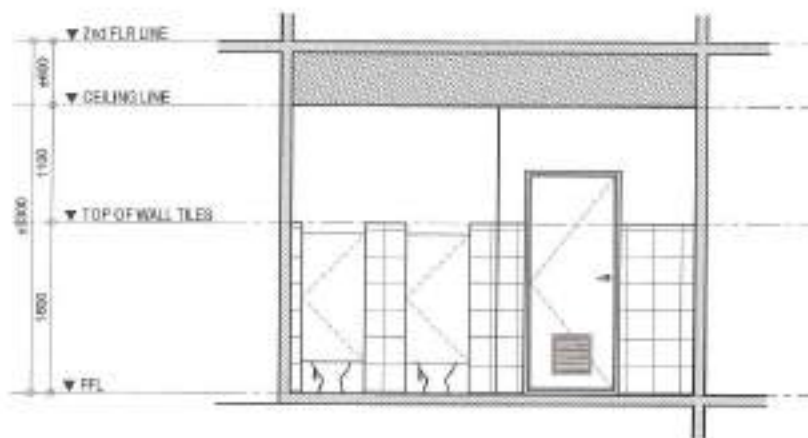
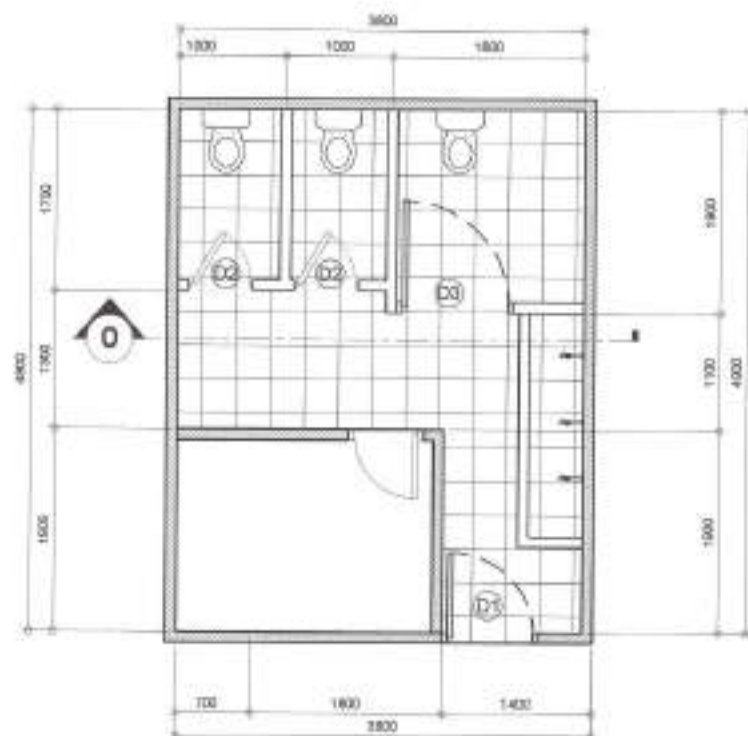
SUBMITTED BY:
[Signature]
ENGR. LEO S. DEL ROSARIO
HEAD PLANNING & RECONSTRUCTION DIVISION

RECOMMENDING APPROVAL:
[Signature]
ENGR. ISABON R. VERZOSA, JR.
DEPUTY CITY ENGINEER

APPROVED BY:
[Signature]
HON. MA. JOSEFINA G. BELMONTE
CITY MARCHION CITY

SHEET CONTENT
E (DEPED CR BETWEEN
GABRIELA AND DEPED
CASTELO BUILDING)
SECTION "M"
GABRIELA DEPED
BUILDING MALE
COMFORT ROOM
SECTION "N"

SHEET NO.
AR-07
7/20



NOTE:
• EXISTING DOORS TO BE REPLACED

1 GABRIELA DEPED BUILDING (FEMALE COMFORT ROOM)

SCALE : 1:40M

2 SECTION "O"

SCALE : 1:40M



Republika ng Pilipinas
Lungsod ng Quezon
CITY ENGINEERING DEPARTMENT

PROJECT TITLE:
**PROPOSED REHABILITATION OF
COMFORT ROOMS AT BALUMBATO
ELEMENTARY SCHOOL**
LOCATION:
BARANGAY BALUMBATO, DISTRICT 6, QUEZON CITY

DRAWN BY: E.A.A.
GATE
CHECKED BY: [Signature]
REVIEWER: [Signature]


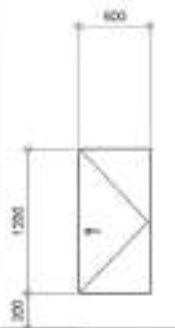




SUBMITTED BY:
[Signature]
ENGR. LEO S. DEL ROSARIO
HEAD PLANNING & PROGRAMS DIVISION




RECOMMENDING APPROVAL:
[Signature]
ENGR. ISAGANI R. VERZOSA, JR.
SEC. CITY ENGINEERING DEPARTMENT

APPROVED BY:
[Signature]
HON. MA. JOSEFINA G. BELMONTE
CITY MAJOR, QUEZON CITY

SHEET CONTENT
GABRIELA DEPED BUILDING
FEMALE COMFORT ROOM
SECTION "O"




AR-08
8 20

						
NAME	D1	D2	D3	D4	D5	D6
NO. OF SETS	8	18	8	6	3	8
DESCRIPTION	WOODEN FLUSH DOOR WITH LOUVER	FIBERGLASS DOOR	WOODEN FLUSH DOOR WITH LOUVER	PVC DOOR	PVC DOOR	PVC DOOR
LOCATION	COMFORT ROOM	COMFORT ROOM	COMFORT ROOM	COMFORT ROOM	COMFORT ROOM	COMFORT ROOM
REMARKS	TO BE INSTALLED	TO BE INSTALLED	TO BE INSTALLED	TO BE INSTALLED	TO BE INSTALLED	TO BE INSTALLED

			
NAME	W1	W2	W3
NO. OF SETS	4	1	3
DESCRIPTION	JALOUSIE WINDOW	JALOUSIE WINDOW	JALOUSIE WINDOW
LOCATION	COMFORT ROOM	COMFORT ROOM	COMFORT ROOM
REMARKS	TO BE INSTALLED	TO BE INSTALLED	TO BE INSTALLED

1 SCHEDULE OF DOORS AND WINDOWS

SCALE: NTS





 Republika ng Pilipinas Lungsod ng Quezon CITY ENGINEERING DEPARTMENT	PROJECT TITLE:	DESIGNED BY:	SUBMITTED BY:	RECOMMENDING APPROVAL:	APPROVED BY:	SHEET CONTENT	SHEET NO.
	PROPOSED REHABILITATION OF COMFORT ROOMS AT BALUMBATO ELEMENTARY SCHOOL LOCATION: BARANGAY BALUMBATO, DISTRICT 6, QUEZON CITY	DATE: CHECKED BY:  REVISION NO.:	ENGR. LEO S. DEL ROSARIO HEAD, PLANNING & RECONSTRUCTION	ENGR. ISAGANI R. VERZOSA, JR. CH. CIVIL ENGINEERING DIVISION	HON. MA. JOSEFINA G. BELMONTE CH. ENGINEER, DISTRICT 6	SCHEDULE OF DOORS AND WINDOWS 	AR-09 9/20

1. ALL WORKS SHALL BE EXECUTED IN ACCORDANCE TO THE UNIFORM PLUMBING CODE OF THE PHILIPPINES, THE NATIONAL BUILDING CODE OF THE PHILIPPINES AND OTHER RELATED LAWS AND ORDINANCES OF THE CITY.
2. ALL WORKS SHALL BE SUPERVISED BY A REGISTERED PROFESSIONAL RELATED TO THE ACTIVITIES BEING UNDERTAKEN.
3. ALL WORKS SHALL BE COORDINATED WITH THE RESPECTIVE TRACES SO TO AVOID CONFLICTS DURING EXECUTION OF ACTIVITIES.
4. ALL NECESSARY PERMITS SHALL BE SECURED AND TURNED-OVER TO THE CITY.
5. ALL DRAWINGS AND SPECIFICATIONS SHALL BE CORRECTLY REVIEWED BY THE CONTRACTOR AND SHALL IMMEDIATELY BE INFORMED IF DISCREPANCY (ES) FOUND HEREIN.
6. ALL DIMENSIONS, ELEVATIONS AND REFERENCES SHALL BE VERIFIED WITH THE ACTUAL CONDITION PRIOR TO EXECUTION.
7. SHOP DRAWINGS SHALL BE PROVIDED AS NECESSARY PRIOR TO THE EXECUTION.
8. ALL WORKS SHALL BE TESTED AND COMMISSIONED AS INDICATED IN THE SPECIFICATION WITH THE PRESENCE OF ALL PARTIES INVOLVED. RESULT SHALL BE DOCUMENTED PROPERLY.
9. ALL PIPES AND LAY-OUT ARE ONLY DIAGRAMMATIC. ACTUAL LAYOUT OF PIPES AND FITTINGS, UNLESS OTHERWISE REQUIRED, SHALL BE PROPERLY CONSIDERED.
10. NO PIPES SHALL BE ALLOWED TO BE EMBEDDED IN STRUCTURAL MEMBERS, UNLESS OTHERWISE APPROVED.
11. ALL PIPES, FITTINGS, EQUIPMENT AND FIXTURE SHALL PASS THE MARKING STANDARDS AS PER MATERIAL SPECIFICATION WITH THE SEAL OF APPROVAL BY THE DEPARTMENT OF TRADE AND INDUSTRY.
12. ALL PIPES, FITTINGS, EQUIPMENT AND FIXTURES SHALL BE INSTALLED IN ACCORDANCE TO MANUFACTURER'S SPECIFICATION AND INSTRUCTION.
13. SUPPORT AND HANGERS SHALL BE PROVIDED ACCORDINGLY.
14. ALL EQUIPMENT & FIXTURES SHALL BE ENVIRONMENTAL FRIENDLY (SUCH AS WATER EFFICIENT FIXTURES).
15. WATERLINE
 - 15.1. WATERLINE SHALL BE PPR TYPE.
 - 15.2. GATE VALVE SHALL BE PPR TYPE OR APPROVED EQUIVALENT.
 - 15.3. WATER METER SHALL BE ANY BRAND AND ACCEPTED BY THE WATER UTILITY COMPANIES.
 - 15.4. ALL WATER PIPES EXPOSED TO WEATHER CONDITIONS SHALL BE MADE OF G.I.
16. STORM DRAIN
 - 16.1. ALL STORM DRAINAGE SLOPE SHALL BE WITHIN 0.2% TO 0.5%.
 - 16.2. STORM DRAINAGE LINE 200MM AND BELOW SHALL BE PVC, 300MM & ABOVE SHALL BE REINFORCED CONCRETE PIPE.
17. SEWER LINE
 - 17.1. ALL SLOPES FOR SANITARY SHALL CONFORM A 2% SLOPE.
 - 17.2. SOIL, WASTE, & VENT PIPE SHALL BE (POLYVINYL CHLORIDE) PVC OR THE APPROVED EQUAL.
 - 17.3. CLEAN OUTS MUST BE PROVIDED FOR SANITARY VERTICAL PIPES AND EACH HORIZONTAL PIPE SHALL BE PROVIDED WITH A CLEAN OUT AT ITS UPPER TERMINAL, EVERY CHANGE IN DIRECTION AND EVERY 30M OF A STRAIGHT PIPE. CLEANOUTS CAN BE OMITTED IF THE EFFECTIVE LENGTH IS LESS THAN 10M.
 - 17.4. ALL DRAINAGE FIXTURE SHALL BE SUPPLIED WITH APPROPRIATE VENTILATION.
18. FIXTURES
 - 18.1. WATER CLOSETS SHALL BE FREE STANDING TOILET COMBINATOR, ROUND FRONT BOTTOM OUTLET SIPHON VORTICE OR WASH-DOWN BOWL WITH EXTENDED REAR SELF AND CLOSE COUPLED TANK WITH COVER COMPLETE WITH FITTING AND INSULATING ACCESSORIES AND WATER EFFICIENT.
 - 18.2. LAVATORY SHALL BE VITREOUS CHINA, WALL HUNG WITH REAR OVERFLOW, POCKET HINDER WITH INTEGRAL CHINA BRACKET, COMPLETE WITH STAINLESS STEEL LEVER TYPE HEAVY DUTY FAUCET, SUPPLY PIPES, P-TRAP AND MOUNTING ACCESSORIES.
 - 18.3. URINAL SHALL BE VITREOUS CHINA, WALL HUNG WASH-OUT URINAL WITH EXTENDED SNEELED AND INTEGRAL FLUSH SPREADER, CONCEALED WALL HANGER ROCKETS, 18MM TOP BRUSH COMPLETE FITTING AND MOUNTING ACCESSORIES, INCLUDING URINAL PARTITION.
 - 18.4. GRAB BARS SHALL BE PROVIDED ON ALL FWD TOILET AND SHALL BE MADE OF TUBULAR STAINLESS STEEL PIPE PROVIDED WITH SAFETY GRIP AND INSULATING FLANGE.
 - 18.5. FLOOR DRAINS SHALL BE MADE OF STAINLESS BEEHIVE TYPE, MEASURING 100MM x 100MM AND PROVIDED WITH DETACHABLE STAINLESS STRAINER, EXPANDED METAL LATH TYPE.
 - 18.6. TOILET PAPER HOLDER SHALL BE VITREOUS CHINA, WALL MOUNTED, COLOR SHALL RECONCILE WITH THE ADJACENT FIXTURE AND FACING TILES.
 - 18.7. SOAP HOLDER SHALL BE VITREOUS CHINA, WALL MOUNTED, COLOR SHALL RECONCILE WITH THE ADJACENT FIXTURE AND FACING TILES.
 - 18.8. FAUCET SHALL BE MADE OF STAINLESS STEEL LEVER TYPE HEAVY DUTY FOR INTERIOR USE.
 - 18.9. HOSE REEL SHALL BE MADE OF STAINLESS STEEL LEVER TYPE HEAVY DUTY.
 - 18.10. KITCHEN SINK FAUCET SHALL BE MADE OF STAINLESS STEEL LEVER TYPE HEAVY DUTY COORDINATE TYPE WITH COMPLETE ACCESSORIES.

1 LEGENDS AND SYMBOLS

SCALE: NTS

I. WATER DISTRIBUTION SYSTEM:		II. FIXTURES AND OTHER LEGEND	
—	CWL COLD WATER LINE	FD	FLOOR DRAIN
—	CWWD COLD WATER INSEN/DOWNFEED	RD	ROOF DRAIN
—	GV GATE VALVE	SHD	SHOWER
—	CV CHECK VALVE	WC	WATER CLOSET
—	UP UNION PATENTE	LAV	LAVATORY
—	WM WATER METER	UR	URINAL
III. SEWER/WASTE AND VENT SYSTEM:		KS	KITCHEN SINK
—	SP/WP SOIL PIPE / WASTE PIPE	GT	GREASE TRAP
—	VS / VP VENT STACK / VENT PIPE	FGC	FLOOR/GROUND CLEANOUT
—	DP STORM DRAIN PIPE	CG	DOWNSPOUT
—	DS DRAINAGE STACK / DOWNSPOUT	CB	CATCH BASIN
—	SS SOIL STACK		
—	FGC/CGC FLOOR CLEANOUT / GROUND CLEANOUT		

DESIGNATION	LOCATION	QUANTITY	DESCRIPTION
	PUMP ASSEMBLY A	2	STAINLESS STEEL CONSTRUCTION, 1M THICK WITH A CAPACITY OF 3000 LITERS, COMPLETE WITH MANHOLE, LADDER RUNG, SADDLE STRAP, INLET PORT, OUTLET PORT, VENT, DRAIN PORT AND MANHOLE COVER, VERTICALLY INSTALLED.
	PUMP ASSEMBLY A	1	PRESSURE TANK, STAINLESS STEEL, 2000 GALS CAPACITY, COMPLETE WITH INLET PORT, DRAIN PORT, PRESSURE GAUGE AND PRESSURE SWITCH SET AT 2 PSI CUT IN/CUT OFF PRESSURE.
	PUMP ASSEMBLY A	2	BOOSTER PUMP, CENTRIFUGALLY END-SUCTION, CAST-IRON CASING, STAINLESS STEEL SHAFT, MECHANICAL SEAL, HARD PLASTIC IMPELLER, W/ A CAPACITY OF 80 GALLONS PER MINUTE AGAINST 110 FT. TOTAL DYNAMIC HEAD, CLOSE-COUPLED TO A 1.5 HP, 230, 1PH, 60HZ HIGH EFFICIENT MOTOR, COMPLETE W/ ELECTRODES OVERHEAD TANK, ALTERNATOR AND OTHER ACCESSORIES NEEDED FOR AUTOMATIC AND PARALLEL OPERATION.
	PUMP ASSEMBLY B	1	PRESSURE TANK, STAINLESS STEEL, 2000 GALS CAPACITY, COMPLETE WITH INLET PORT, DRAIN PORT, PRESSURE GAUGE AND PRESSURE SWITCH SET AT 2 PSI CUT IN/CUT OFF PRESSURE.
	PUMP ASSEMBLY B	2	BOOSTER PUMP, CENTRIFUGALLY END-SUCTION, CAST-IRON CASING, STAINLESS STEEL SHAFT, MECHANICAL SEAL, HARD PLASTIC IMPELLER, W/ A CAPACITY OF 80 GALLONS PER MINUTE AGAINST 110 FT. TOTAL DYNAMIC HEAD, CLOSE-COUPLED TO A 1.5 HP, 230, 1PH, 60HZ HIGH EFFICIENT MOTOR, COMPLETE W/ ELECTRODES OVERHEAD TANK, ALTERNATOR AND OTHER ACCESSORIES NEEDED FOR AUTOMATIC AND PARALLEL OPERATION.

1 GENERAL NOTES

SCALE: NTS

3 EQUIPMENT DETAILS

SCALE: NTS



Republika ng Pilipinas
Lungsod ng Quezon
CITY ENGINEERING DEPARTMENT

PROJECT TITLE:	DATE:
PROPOSED REHABILITATION OF COMFORT ROOMS AT BALUMBATO ELEMENTARY SCHOOL	DESIGNED BY: JON. JUAN
LOCATION:	REVIEWED BY:
BARANGAY BALUMBATO, DISTRICT 8, QUEZON CITY	

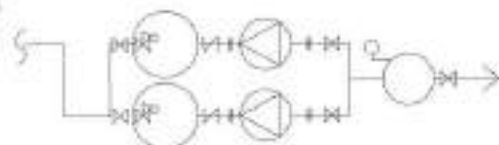
CHIEF OF DESK:	SUBMITTED BY:
	ENGR. LEO S. DEL ROSARIO
	ENR. / PLUMBING & MECHANICAL ENGINEER

RECOMMENDING APPROVAL:	APPROVED BY:
ENGR. ISAGANI R. VERZOSA, JR.	HON. MA. JOSEFINA G. BELMONTE
SEC. CITY ENGINEERING DEPARTMENT	CITY ENGINEER, QUEZON CITY

SHEET CONTENT:	SHEET NO.
GENERAL NOTES, LOCATIONS AND SYMBOLS, EQUIPMENT DETAILS	PL-01 10/20

PUMP ASSEMBLY A NEAR GABRIELA DEPED BLDNG A

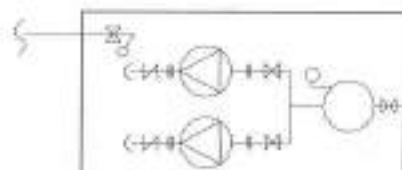
FROM 50mm Ø
CWL SUPPLY



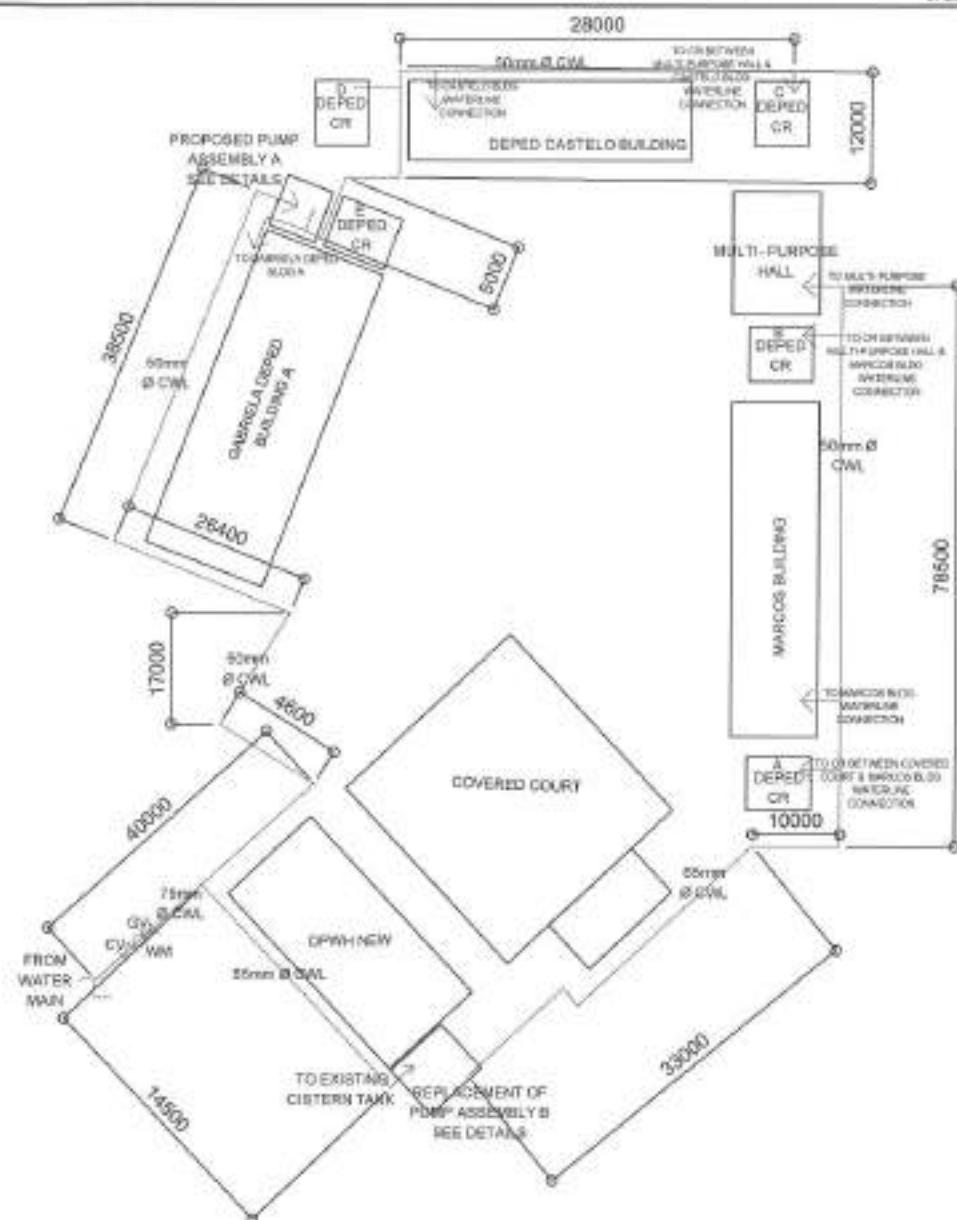
TAP TO NEAREST EXISTING
WATERLINE OF GABRIELA
DEPED BLDG AND DEPED CR

PUMP ASSEMBLY B SEE DETAILS

FROM 65mm CWL
WATER METER
ASSEMBLY



TAP TO EXISTING
WATERLINE OF
EVERY BUILDING



1 PUMP ASSEMBLY DETAILS

SCALE: NTS

2 WATERLINE LAYOUT / SITE DEVELOPMENT PLAN

SCALE: NTS



Republika ng Pilipinas
Lungsod ng Quezon
CITY ENGINEERING DEPARTMENT

PROJECT TITLE:

PROPOSED REHABILITATION OF
COMFORT ROOMS AT BALUMBATO
ELEMENTARY SCHOOL

LOCATION:

BARANGAY BALUMBATO, DISTRICT 6, QUEZON CITY

DRAWN BY: DAA

DATE:

CHECKED BY: [Signature]

REVISION:

SUBMITTED BY:

ENGR. LEO S. DEL ROSARIO
HEAD, SANITATION DIVISION

RECOMMENDING APPROVAL:

ENGR. ISAGANI R. VERZOSA, JR.
DE, CITY ENGINEERING DEPARTMENT

APPROVED BY:

HON. MA. JOSEFINA G. BELMONTE
CITY ENGINEER, QUEZON CITY

SHEET CONTENT

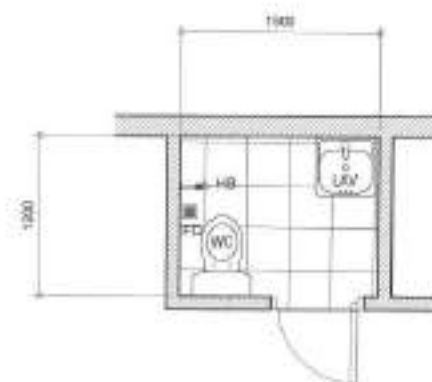
PUMP ASSEMBLY DETAILS
WATERLINE LAYOUT /
SITE DEVELOPMENT PLAN

SHEET NO.

PL-02
11/20

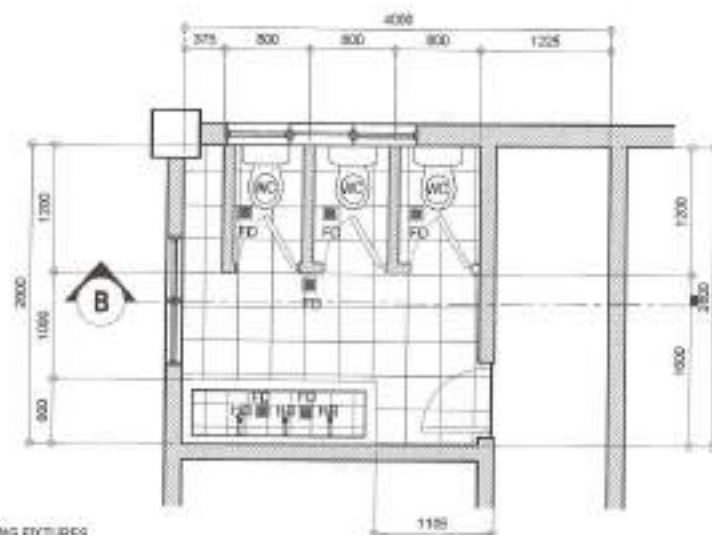
- REPLACEMENT OF ALL PLUMBING FIXTURES

SCALE: 1:50M



- REPLACEMENT OF HOSE END

SCALE: 1:40M



- REPLACEMENT OF ALL PLUMBING FIXTURES

SCALE : 1:50M



- REPLACEMENT OF HC02 WITH

SCALE : 1:40m



PROPOSED REHABILITATION OF COMFORT ROOMS AT BALUMBATO ELEMENTARY SCHOOL

CHECKED BY:

1

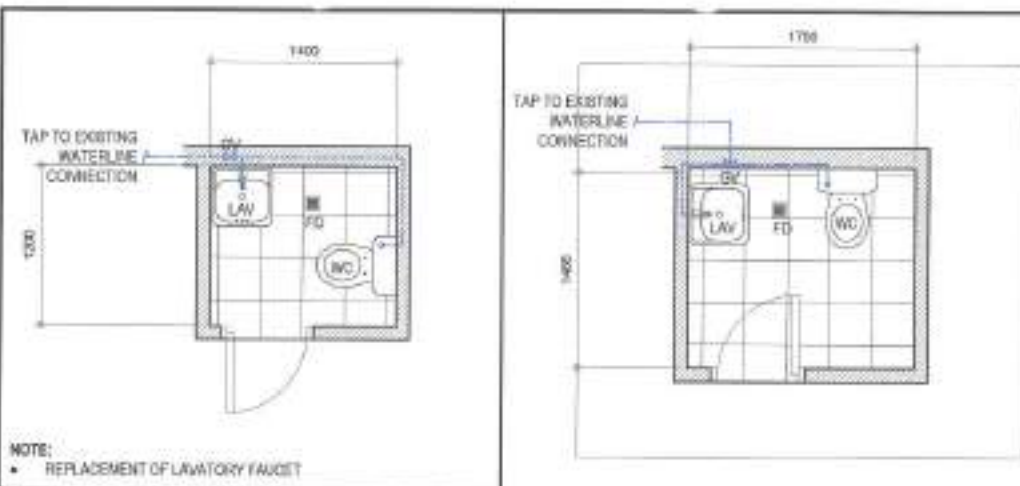
ENGR. LEO S. DEL ROSARIO
PDA 14,00000-1 PROGRAMING 01/03/21

ENGR. ISABETH R. VERZOSA, JR.
DEC 01 11 PM 01/11/2011

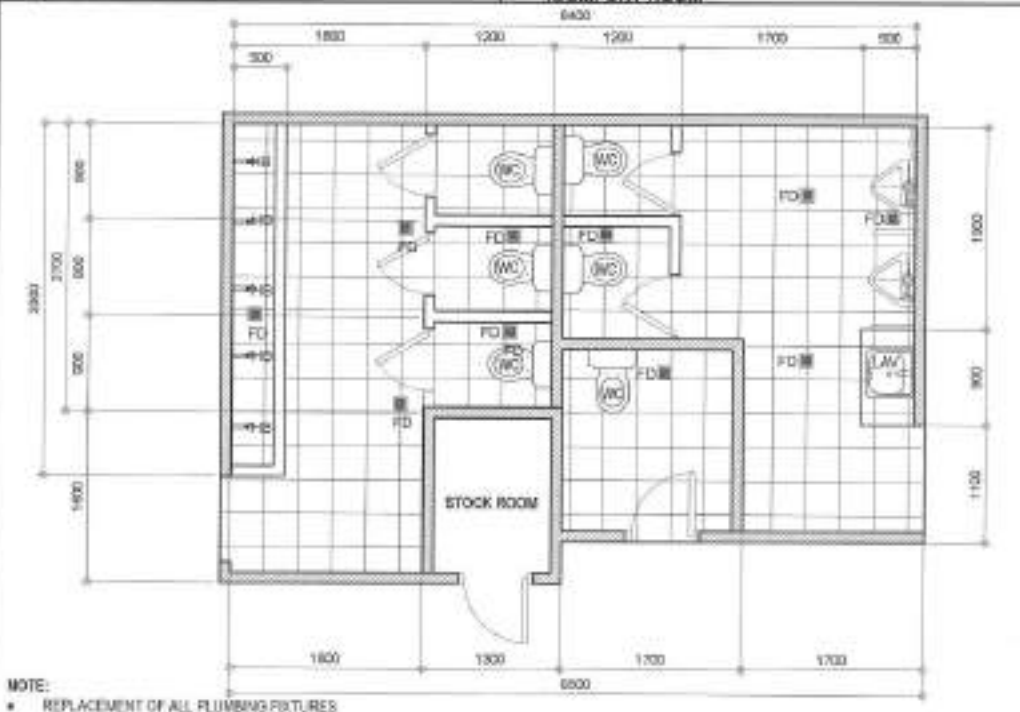
HON. MA. JOSEFINA G. BELMONTE
(with MAURICIO GONZALEZ, MD)

SANITARY FLOOR PLANS
REINFORCED-CONC.
TYPICAL SANITARY FLOOR
PLUMB-FLOOR PLAN OF
INDUSTRIAL TYPE, GROUND
FLOOR PLAN, PRINCIPAL
LEVELS AND ROOF.

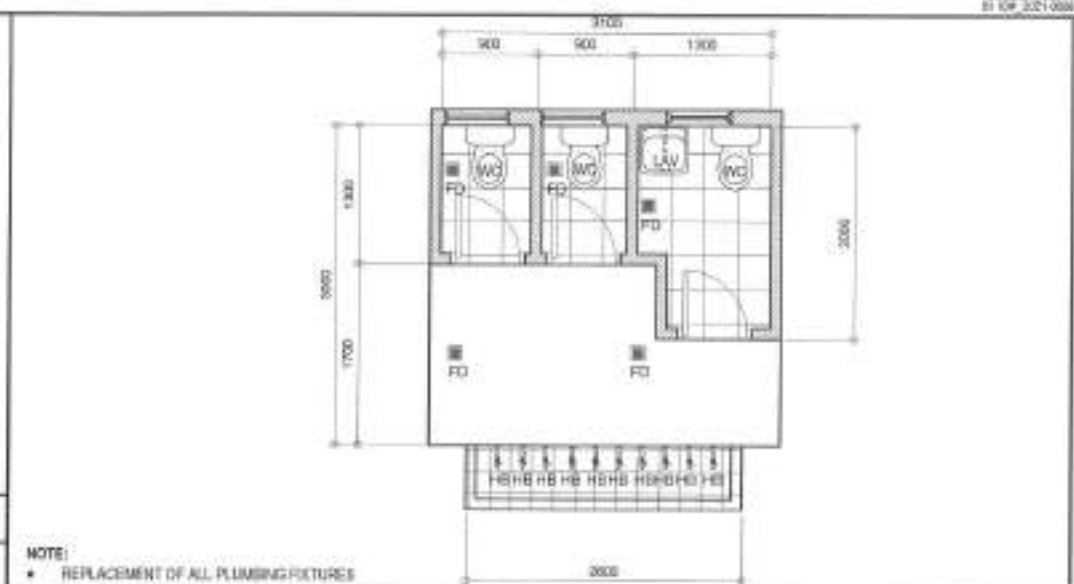
PL-03
12/20



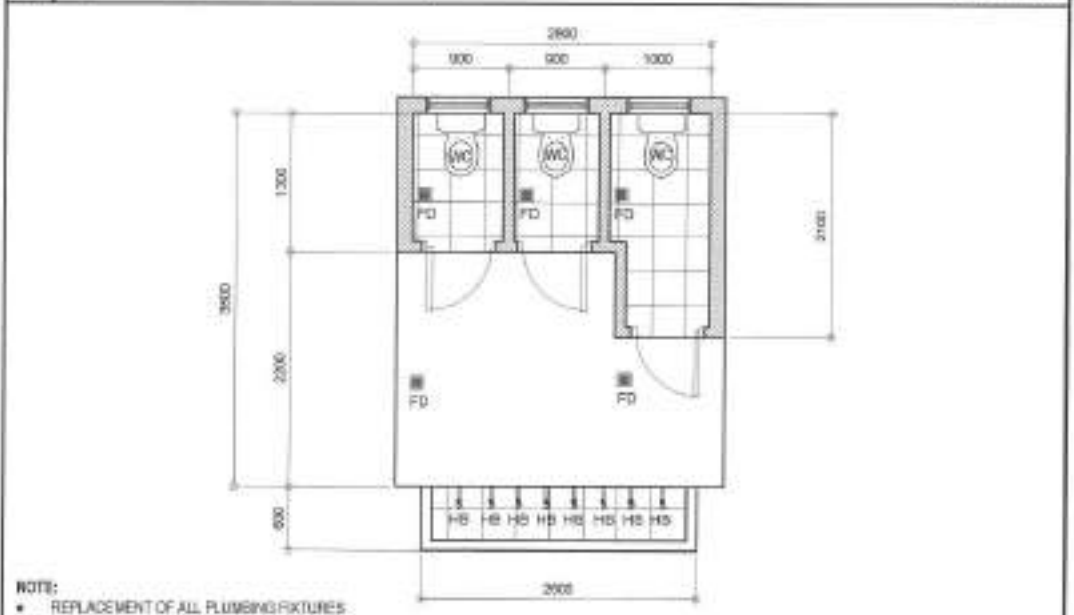
1 GROUND FLOOR PLAN (SCIENCE LAB) **2** GROUND FLOOR MULTI-PURPOSE COMFORT ROOM



3 B (DEPED CR BETWEEN MARCOS BLDG AND MULTIPURPOSE HALL)

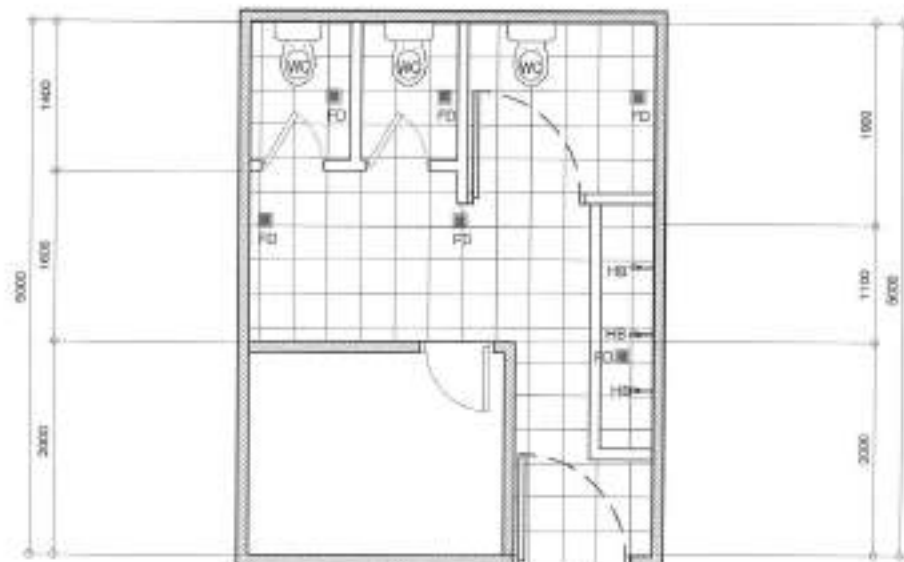


4 A (DEPED CR BESIDE MARCOS BUILDING) SCALE: 1:50M



5 C (DEPED CR BETWEEN MULTIPURPOSE HALL AND DEPED CASTELO BUILDING) SCALE: 1:50M

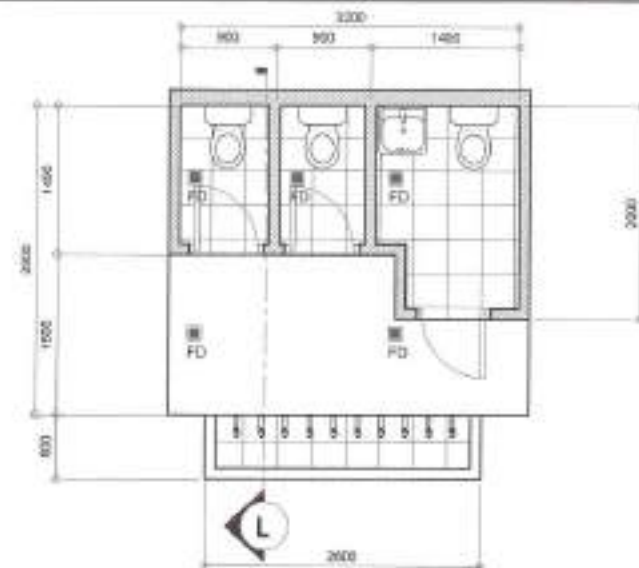
 <p>Republika ng Pilipinas Lungsod ng Quezon CITY ENGINEERING DEPARTMENT</p>	<p>PROJECT TITLE: PROPOSED REHABILITATION OF COMFORT ROOMS AT BALUMBATO ELEMENTARY SCHOOL</p> <p>LOCATION: BARANGAY BALUMBATO, DISTRICT 6, QUEZON CITY</p>	<p>DESIGNED BY: ENGR. LEO S. DEL ROSARIO 100, PLUMBING & MECHANICAL UNIT</p> <p>REVISOR NO.:</p>	<p>SUBMITTED BY:</p> <p>RECOMMENDING APPROVAL: ENGR. ISAGANI R. VERZOSA, JR. CITY ENGINEERING DEPARTMENT</p>	<p>APPROVED BY: HON. MA. JOSEFINA G. BELMONTE CITY ENGINEER</p>	<p>SHEET CONTENT: GROUND FLOOR PLAN SCIENCE LAB, GROUND FLOOR MULTI-PURPOSE COMFORT ROOM, DEPED CR BETWEEN MARCOS BLDG AND MULTIPURPOSE HALL, DEPED CR BESIDE MARCOS BUILDING, DEPED CR BETWEEN MULTIPURPOSE HALL AND CASTELO BUILDING</p>	<p>SHEET NO. PL-04 13/20</p>
---	--	---	---	--	--	--



NOTE:
• REPLACEMENT OF ALL PLUMBING FIXTURES

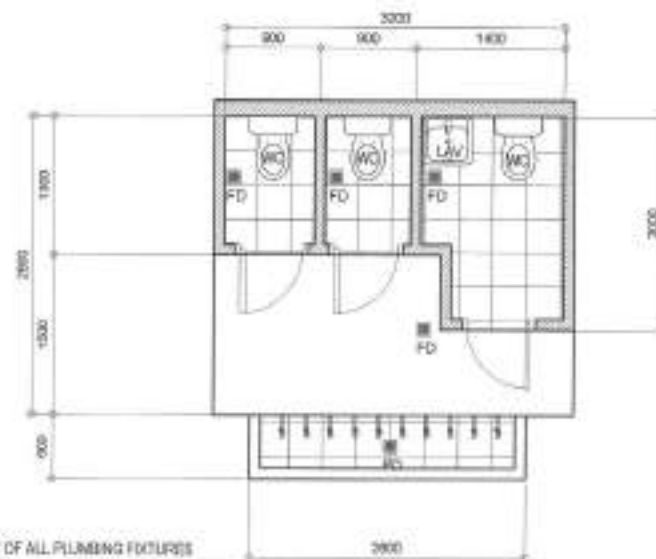
1 DEPED CASTELO BUILDING B

SCALE : 1:50M



2 D (DEPED CR BETWEEN GABRIELA AND DEPED CASTELO BUILDING)

SCALE : 1:50M



NOTE:
• REPLACEMENT OF ALL PLUMBING FIXTURES

3 E (DEPED CR BETWEEN GABRIELA AND DEPED CASTELO BUILDING)

SCALE : 1:50M



Republika ng Pilipinas
Lungsod ng Quezon
CITY ENGINEERING DEPARTMENT

PROJECT TITLE:
**PROPOSED REHABILITATION OF
COMFORT ROOMS AT BALUMBATO
ELEMENTARY SCHOOL**
LOCATION:
BARANGAY BALUMBATO, DISTRICT 8, QUEZON CITY

DESIGNED BY:
DATE:
CHECKED BY:
REVISIONS:

SUBMITTED BY:

ENGR. LEO S. DEL ROSARIO
HEAD, CIVIL ENGINEERING DIVISION

RECOMMENDING APPROVAL:

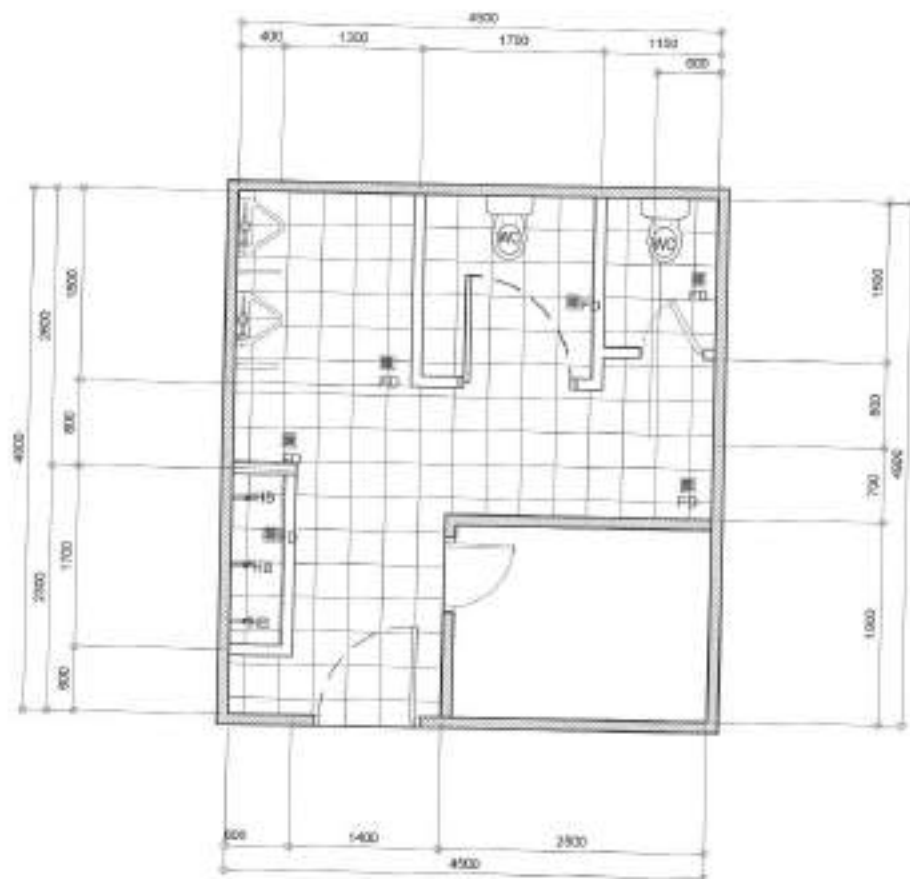
ENGR. ISAGANI R. VERZOSA, JR.
HEAD, CIVIL ENGINEERING DIVISION

APPROVED BY:

HON. MA. JOSEFINA G. BELMONTE
CITY MAYOR, QUEZON CITY

SHEET CONTENT
DEPED CASTELO BUILDING B
D (DEPED CR BETWEEN
GABRIELA AND DEPED
CASTELO BUILDING)
E (DEPED CR BETWEEN
GABRIELA AND DEPED
CASTELO BUILDING)

SHEET NO.
**PL-05
14/20**



NOTE:

- REPLACEMENT OF DRAIN
- REPLACEMENT OF ROSE BOB

1 GABRIELA DEPED BUILDING (MALE COMFORT ROOM)

SCALE : 1:50M



NOTE:

- REPLACEMENT OF ALL PLUMBING FIXTURES

2 GABRIELA DEPED BUILDING (FEMALE COMFORT ROOM)

SCALE : 1:50M



Republika ng Pilipinas
 Lungsod ng Quezon
CITY ENGINEERING DEPARTMENT

PROJECT TITLE :
**PROPOSED REHABILITATION OF
 COMFORT ROOMS AT BALUMBATO
 ELEMENTARY SCHOOL**

DRAWN BY: RAA

DATE:

CHECKED BY: [Signature]

REVISIONS:

SUBMITTED BY:

ENGR. LEO S. DEL ROSARIO
 RAA, PLUMBING & ROOFING DIVISION

RECOMMENDING APPROVAL:

ENGR. ISAGANI R. VERZOSA, JR.
 DE, CITY ENGINEERING DEPARTMENT

APPROVED BY:

HON. MA. JOSEFINA G. BELMONTE
 CITY WORKS, QUEZON CITY

SHEET CONTENT

REHABILITATION OF COMFORT ROOMS
 MALE & FEMALE
 GABRIELA DEPED BUILDING, BALUMBATO
 ELEMENTARY SCHOOL, QUEZON CITY

SHEET NO.

PL-06
 15/20

GENERAL NOTES FOR SINGLE-PHASE SYSTEM

- ALL WORKS SHALL BE EXECUTED IN ACCORDANCE TO THE LATEST EDITION OF THE PHILIPPINE ELECTRICAL CODE, PHILIPPINE ELECTRONICS CODE, THE NATIONAL BUILDING CODE OF THE PHILIPPINES AND OTHER RELATED LAWS AND ORDINANCES OF THIS CITY.
- ALL WORKS SHALL BE SUPERVISED BY A REGISTERED PROFESSIONAL RELATED TO THE ACTIVITIES BEING UNDERTAKEN.
- ALL WORKS SHALL BE COORDINATED WITH THE RESPECTIVE TRADES SO TO AVOID CONFLICTS DURING EXECUTION OF ACTIVITIES.
- ALL NECESSARY PERMITS SHALL BE SECURED AND TURNED OVER TO THE CITY.
- ALL DRAWINGS AND SPECIFICATIONS SHALL BE CORRECTLY REVIEWED BY THE CONTRACTOR AND SHALL IMMEDIATELY BE INFORMED IF DISCREPANCY (ES) FOUND HEREIN.
- ALL DIMENSIONS, ELEVATIONS AND REFERENCES, SHALL BE VERIFIED WITH THE ACTUAL CONDITION PRIOR TO EXECUTION.
- SHOP DRAWINGS SHALL BE PROVIDED AS NECESSARY PRIOR TO THE EXECUTION.
- ALL WORKS SHALL BE TESTED AND COMMISSIONED AS INDICATED IN THE SPECIFICATIONS WITH THE PRESENCE OF ALL PARTIES INVOLVED. RESULTS SHALL BE DOCUMENTED PROPERLY.
- ALL PIPES AND LAYOUT ARE ONLY DIAGRAMMATIC. ACTUAL LAYOUT OF PIPES AND FITTINGS, UNLESS OTHERWISE REQUIRED, SHALL BE PROPERLY CONCEALED.
- NO PIPES SHALL BE ALLOWED TO BE EMBEDDED IN STRUCTURAL MEMBERS, UNLESS OTHERWISE APPROVED.
- ALL PIPES, FITTINGS, EQUIPMENT AND FIXTURES SHALL BE INSTALLED IN ACCORDANCE TO MANUFACTURER'S SPECIFICATIONS AND INSTRUCTIONS.
- SUPPORTS AND HANGERS SHALL BE PROVIDED ACCORDINGLY.
- ALL EQUIPMENTS AND FIXTURES SHALL BE ENVIRONMENTAL FRIENDLY.
- INSTALLATION OF SERVICE ENTRANCE
 - THE TYPE OF SERVICE ENTRANCE SHALL BE SINGLE-PHASE, TWO-WIRE PLUS GROUND, 60 HERTZ, 230V AC NOMINAL.
 - THE SERVICE ENTRANCE EQUIPMENT SHALL BE PROPERLY GROUNDED IN ACCORDANCE WITH THE PHILIPPINE ELECTRICAL CODE.
 - THE MAIN OVERCURRENT PROTECTION DEVICE SHALL BE OF THERMAL MAGNETIC MCCB IN NEMA 3R WEATHERPROOF ENCLOSURE.

15. INSTALLATION OF LIGHTING AND POWER SYSTEM

15.1. ALL LIGHTING AND CONVENIENCE OUTLET CIRCUITS SHALL BE 3.5 SQ. MM THIRTYTWO COPPER WIRE UNLESS OTHERWISE NOTED. MINIMUM SIZE OF WIRE SHALL BE 3.5 SQ. MM COPPER WIRE. ALL WIRES AND CABLES SHALL BE COLOR CODED AS FOLLOWS:

- LINE 1 - RED
LINE 2 - BLACK
NEUTRAL - WHITE
GROUND - GREEN

15.2. ALL EMBEDDED BRANCH CIRCUITS SHALL BE PVC CONDUITS AND FOR EXPOSED INSTALLATION SHALL BE IMC SUPPORTED BY CONDUIT CLAMPS EVERY 700 MILLIMETERS AND/OR CONDUIT HANGER SUPPORTS EVERY 1500 MILLIMETERS.

15.3. CONDUITS IN NO CASE SHALL NOT BE MORE THAN THE EQUIVALENT OF FOUR QUARTER BENDS IN ANY ONE RUN. ALL CONDUIT BENDS SHALL BE FIELD MADE BY USING HYDRAULIC BENDERS. MINIMUM BENDING RADIUS MUST BE IN ACCORDANCE TO THE CODE REQUIREMENTS.

15.4. ALL POWER OUTLETS AND SWITCHES SHALL BE GROUNDING TYPE WITH PARALLEL SLOTS FOR 200 V.

15.5. PROVIDE GROUND FAULT CURRENT INTERRUPTER CIRCUIT BREAKER FOR LOADS MARKED "GFCI" ON THE PLAN.

15.6. ALL METALLIC CONDUITS, SWITCHES, LIGHTING FIXTURES, PANELBOARDS, EQUIPMENTS AND NON-CURRENT CARRYING METAL PARTS SHALL BE PROPERLY GROUNDED AND BONDED.

15.7. ALL MOUNTING HEIGHTS FOR WALL MOUNTED DEVICES SHALL BE AS FOLLOWS:

- A. LIGHTING SWITCH - 1400 MM ABOVE FLOOR FINISH
B. CONVENIENCE OUTLET - 300 MM ABOVE FLOOR FINISH
- 150MM ABOVE WORKING COUNTER
C. PANELBOARD AND CABINETS - 1400 MM ABOVE FLOOR FINISH
D. EXIT LIGHT - 150 MM TOP OF DOOR JAMB
E. EMERGENCY LIGHT - 2000 ABOVE FLOOR EMERGENCY

15.8. PULL BOXES SHALL BE WHICHEVER NECESSARY TO FACILITATE WIRE PULLING EVEN IF THESE ARE NOT INDICATED ON PLANS.

15.9. FOR EACH BRANCH CIRCUIT IN PANELBOARD, PROVIDE ONE 20MM DIAMETER EMPTY CONDUIT TERMINATED TO 100MM OCTAGONAL BOX ABOVE CEILING. MINIMUM SIZE OF PULLBOX SHALL BE 100MM X 150MM X 100MM.

15.10. ALL CIRCUIT BREAKERS SHALL BE BOLT-ON TYPE WITH INTERRUPTING CAPACITY AS INDICATED IN THE PLANS. PANELBOARDS SHALL BE GALVANIZED SHEET POWDER COATED GAGE 16 MINIMUM.

15.11. FEEDER AND BRANCH CIRCUIT CONDUCTORS IN CABLE TRAYS SHALL BE GROUPED, BONDED AND TAGGED TO INDICATE CLEARLY THE ELECTRICAL CHARACTERISTICS SUCH AS CIRCUIT NUMBER AND PANEL DESIGNATION.

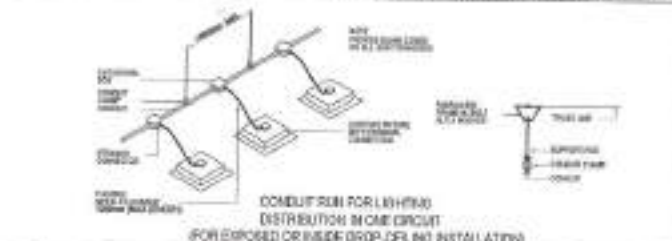
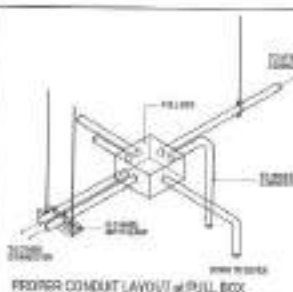
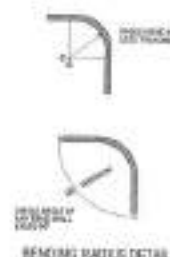
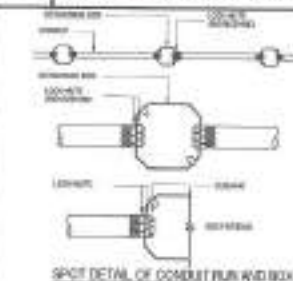
15.12. REFER TO MECHANICAL, PLUMBING AND FIRE PROTECTION DRAWINGS FOR RATINGS AND LOCATIONS OF EQUIPMENT AS WELL AS THEIR CONTROL SEQUENCES AS SPECIFIED AND OR SHOWN UNDER THEIR RESPECTIVE SECTIONS.

15.13. ALL MATERIALS TO BE USED AND THE EQUIPMENT TO BE INSTALLED SHALL BE OF THE BEST QUALITY, BRAND NEW AS SPECIFIED. IT MUST BE APPROVED TYPE FOR THE PARTICULAR LOCATION AND PURPOSE INTENDED.

	18,10W LED TUBE LIGHT / BOX TYPE
	18W LED BULB
	WALL MOUNTED EXHAUST FAN
	CONVENIENCE OUTLET, TWO GANG
•S1	ONE GANG SWITCH
•S2	TWO GANG SWITCH
•S3	THREE GANG SWITCH

2 LEGENDS AND SYMBOLS

SCALE: NTS



1 GENERAL NOTES

SCALE: NTS

3 MISCELLANEOUS DETAIL

SCALE: NTS



Republika ng Pilipinas
Lungsod ng Quezon
CITY ENGINEERING DEPARTMENT

PROJECT TITLE:	BARANGAY BAMBATO, DISTRICT 6, QUEZON CITY	DATE:	01/04/2014	SUBMITTED BY:	ENGR. LEO S. DEL ROSARIO	RECOMMENDING APPROVAL:	ENGR. ISAGANI R. VERZOSA, JR.	APPROVED BY:	HON. MA. JOSEFINA G. BELMONTTE	SHEET CONTENT:	CENTRAL, NORTH, EAST AND SOUTH	SHEET NO.:	EL-01 16/20
----------------	---	-------	------------	---------------	--------------------------	------------------------	-------------------------------	--------------	--------------------------------	----------------	--------------------------------	------------	----------------

SCALE: NTS



Republika ng Pilipinas
Lungsod ng Quezon
CITY ENGINEERING DEPARTMENT

PROJECT TITLE:

PROPOSED REHABILITATION OF
COMFORT ROOMS AT BALUMBATO
ELEMENTARY SCHOOL ✓

BARANGAY BALUMBATO, DISTRICT 8, QUEZON CITY

DATE _____

PRINTED BY J. M.

References

SUBMITTED BY:

ENGR. LEO S. DEL ROSARIO
HON. CHIEF OF POLICE

RECOMMENDING APPROACH

ENGR. ISAAC R. VERZOSA, JR.

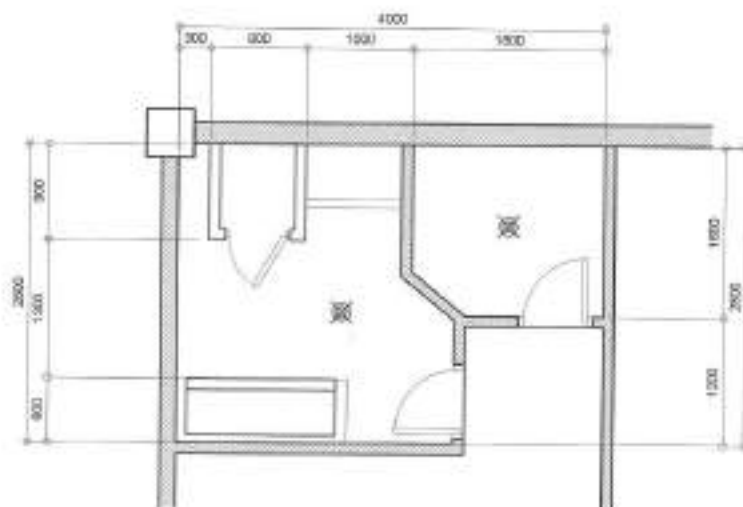
ADVERTISED BY:

HON. MA. JOSEFINA G. BELMONTE

SHEET CONTENT

SHEET NO.

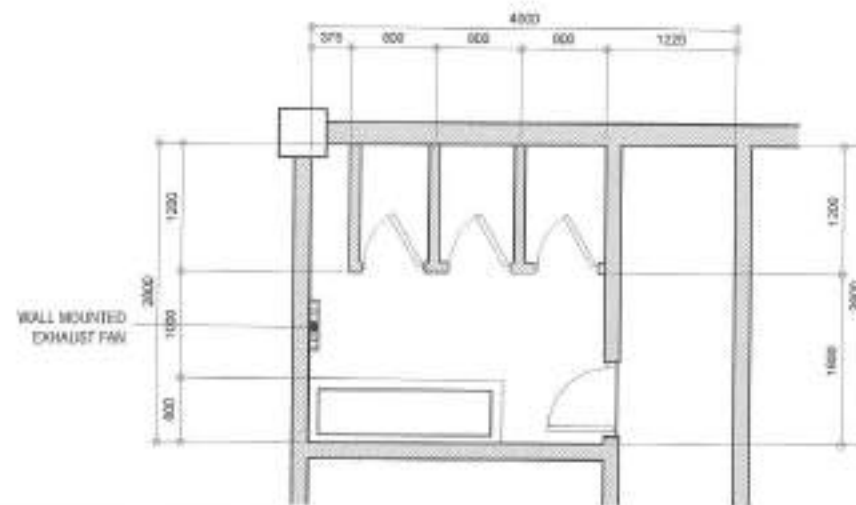
EL-02
17/20



NOTE:
• REPLACEMENT OF LIGHTING FIXTURES

1 GROUND FLOOR (DPWH BUILDING)

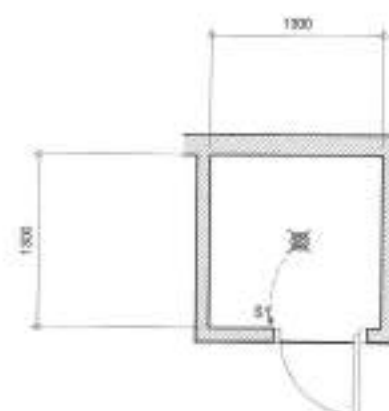
SCALE: 1:40M



NOTE:
• INSTALLATION OF WALL MOUNTED EXHAUST FAN AT 2ND FLOOR SHARED COMFORT ROOM

2 TYPICAL SECOND FLOOR TO FOURTH FLOOR LIGHTING LAYOUT (DPWH NEW BUILDING)

SCALE: 1:40M



NOTE:
• REPLACEMENT OF LIGHTING FIXTURES WITH RECEPTACLE
• INSTALL 1 GANG SWITCH

3 GROUND FLOOR COMPUTER LAB COMFORT ROOM (MARCOS BUILDING)

SCALE: 1:40M



Republika ng Pilipinas
Lungsod ng Quezon
CITY ENGINEERING DEPARTMENT

PROJECT TITLE:
**PROPOSED REHABILITATION OF
COMFORT ROOMS AT BALUMBATO
ELEMENTARY SCHOOL**
LOCATION:
BARANGAY BALUMBATO, DISTRICT 6, QUEZON CITY

DESIGNED BY:
DATE:
CHECKED BY:
REVIEWED BY:

SUBMITTED BY:

ENGR. LEO S. DEL ROSARIO
HEAD PLANNING & PROGRAMS DIVISION

RECOMMENDING APPROVAL:

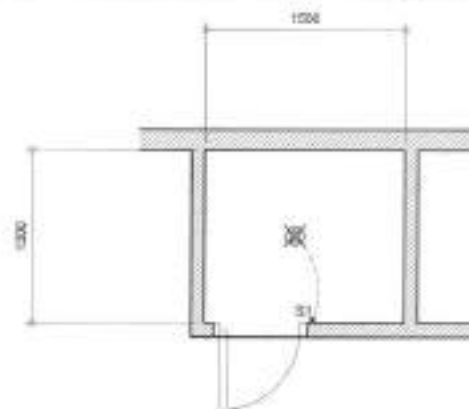
ENGR. ISAGANI R. VERZOSA, JR.
HEAD CITY ENGINEERING DEPARTMENT

APPROVED BY:

HON. MA. JOSEFINA G. BELMONTE
DEPUTY MAYOR, QUEZON CITY

SHEET CONTENT:
REVISIONS FOR CORRECTIONS
BY: EDP, 02/14/2018
TYPICAL REVISIONS
FOR: BALUMBATO COMFORT ROOM
AT: DPWH NEW BUILDING
COMPUTER LAB

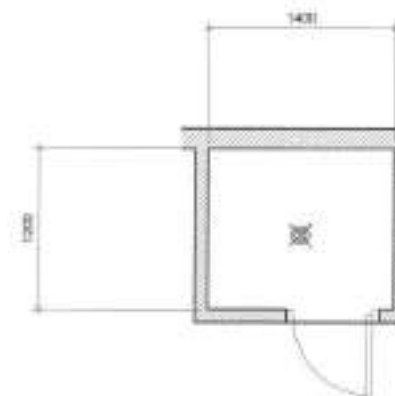
SHEET NO.
EL-03
18/20



- NOTE:
- REPLACEMENT OF LIGHTING FIXTURES WITH RECEPTACLE
 - REPLACEMENT OF SWITCH

1 GROUND FLOOR LIBRARY COMFORT ROOM (MARCOS BUILDING)

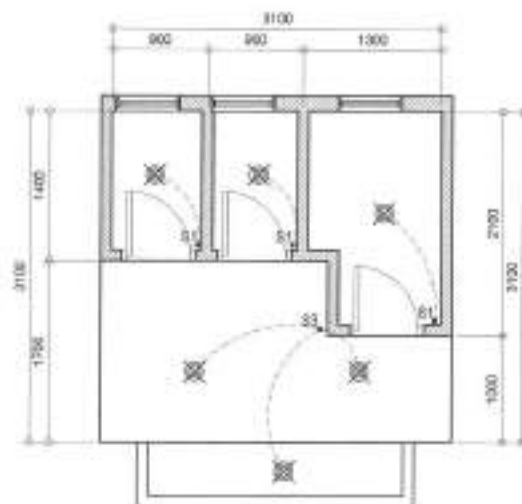
SCALE: 1:40M



- NOTE:
- REPLACEMENT OF LIGHTING FIXTURES

2 GROUND FLOOR CANTEEN COMFORT ROOM (MARCOS BUILDING)

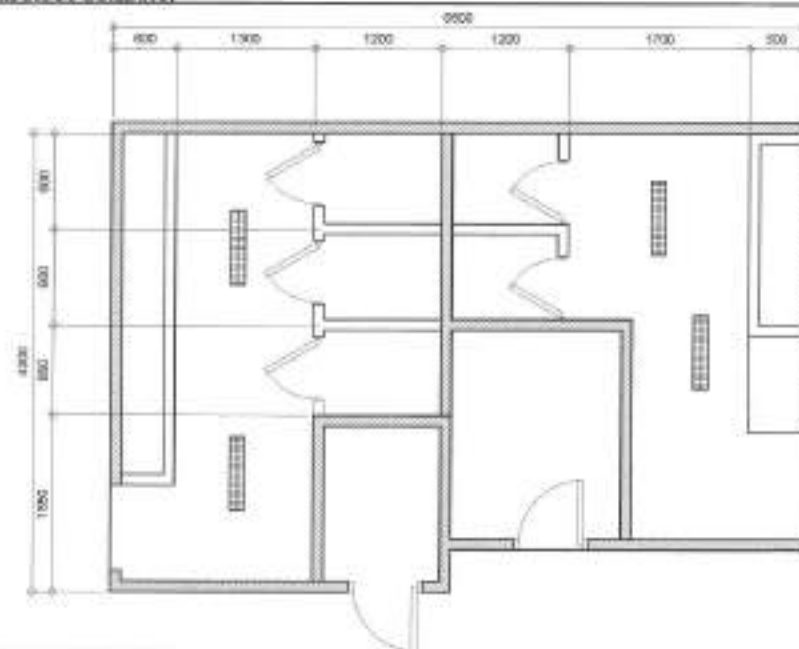
SCALE: 1:40M



- NOTE:
- REPLACEMENT OF LIGHTING FIXTURES
 - REPLACEMENT OF ALL SWITCHES

3 A (DEPED CR BESIDE MARCOS BUILDING)

SCALE: 1:50M



- NOTE:
- REPLACEMENT OF LIGHTING FIXTURES

4 B (DEPED CR LIGHTING LAYOUT BETWEEN MARCOS BUILDING AND MULTIPURPOSE HALL)

SCALE: 1:50M



Republika ng Pilipinas
Lungsod ng Quezon
CITY ENGINEERING DEPARTMENT

PROJECT TITLE:
PROPOSED REHABILITATION OF
COMFORT ROOMS AT BALUMBATO
ELEMENTARY SCHOOL
LOCATION:
BARANGAY BALUMBATO, DISTRICT 8, QUEZON CITY

DESIGNED BY:
DATE:
CHECKED BY:
REVISIONS:

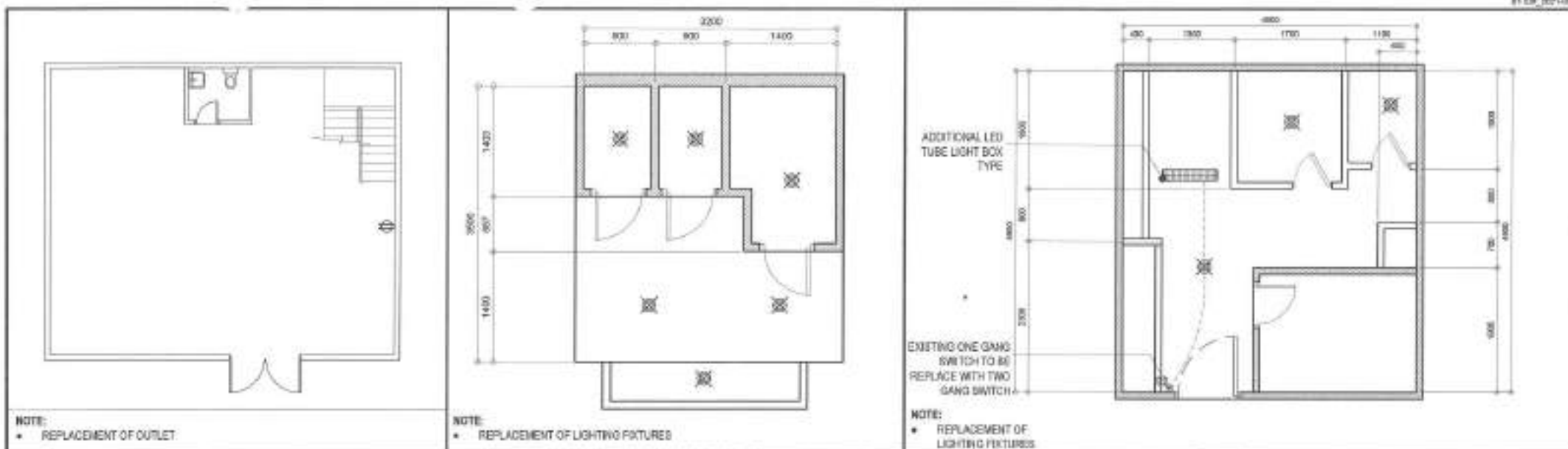
SUBMITTED BY:
ENGR. LEO S. DEL ROSARIO
HEAD, PLANNING & PROJECTS DIVISION

RECOMMENDING APPROVAL:
ENGR. ISAGANI R. VERZOSA, JR.
DEPUTY DIVISION CHIEF

APPROVED BY:
HON. MA. JOSEFINA G. BELMONTE
CITY ENGINEER

SHEET CONTENT:
GENERAL NOTES:
1. ALL WORK SHALL BE IN ACCORDANCE WITH THE LATEST EDITIONS OF THE PHILIPPINE NATIONAL STANDARDS (PNS) AND THE LATEST EDITIONS OF THE PHILIPPINE NATIONAL STANDARDS FOR CONSTRUCTION (PNS-C).

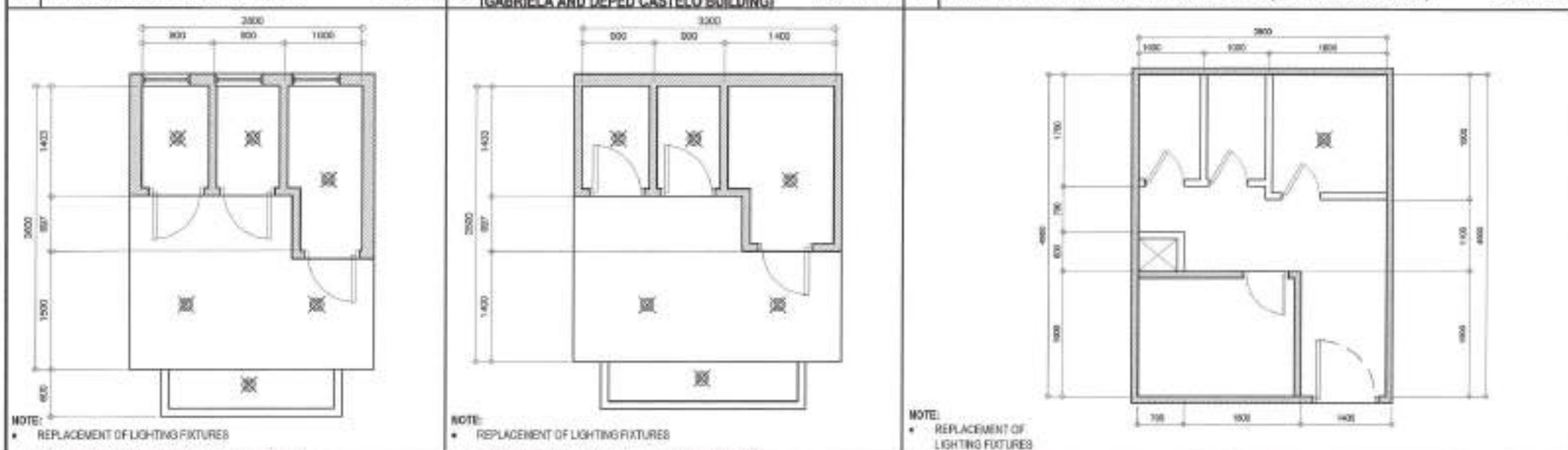
SHEET NO.
EL-04
19/20



1 MULTI-PURPOSE HALL POWER LAYOUT SCALE: NTS

2 D (DEPED CR LIGHTING LAYOUT BETWEEN GABRIELA AND DEPED CASTELO BUILDING) SCALE: 1:50M

3 GABRIELA DEPED BUILDING LIGHTING LAYOUT (MALE COMFORT ROOM) SCALE: 1:50M



4 C (DEPED CR BETWEEN MULTIPURPOSE HALL AND DEPED CASTELO BUILDING) SCALE: 1:50M

5 E (DEPED CR LIGHTING LAYOUT BETWEEN GABRIELA AND DEPED CASTELO BUILDING) SCALE: 1:50M

6 GABRIELA DEPED BUILDING LIGHTING LAYOUT (FEMALE COMFORT ROOM) SCALE: 1:50M

<p>Republika ng Pilipinas Lungsod ng Quezon CITY ENGINEERING DEPARTMENT</p>	PROJECT TITLE:	DESIGNED BY:	SUBMITTED BY:	RECOMMENDING APPROVAL:	APPROVED BY:	SHEET CONTENT	SHEET NO.
	PROPOSED REHABILITATION OF COMFORT ROOMS AT BALUMBATO ELEMENTARY SCHOOL	DATE:	ENGR. LEO S. DEL ROSARIO	ENGR. ISAGANTH VERZOSA, JR.	HON. MA. JOSEFINA G. BELMONTE	<p>EL-05 20/20</p>	
	LOCATION:	REVISION NO.:	1000, PLUMBING & MECHANICAL DIVISION	CITY ENGINEERING DEPARTMENT	CITY ENGINEER, QUEZON CITY		
	BARANGAY BALUMBATO, DISTRICT 6, QUEZON CITY						

Section VIII. Bill of Quantities

Notes on the Bill of Quantities

Objectives

The objectives of the Bill of Quantities are:

- a. to provide sufficient information on the quantities of Works to be performed to enable Bids to be prepared efficiently and accurately; and
- b. when a Contract has been entered into, to provide a priced Bill of Quantities for use in the periodic valuation of Works executed.

In order to attain these objectives, Works should be itemized in the Bill of Quantities in sufficient detail to distinguish between the different classes of Works, or between Works of the same nature carried out in different locations or in other circumstances which may give rise to different considerations of cost. Consistent with these requirements, the layout and content of the Bill of Quantities should be as simple and brief as possible.

Daywork Schedule

A Daywork Schedule should be included only if the probability of unforeseen work, outside the items included in the Bill of Quantities, is high. To facilitate checking by the Entity of the realism of rates quoted by the Bidders, the Daywork Schedule should normally comprise the following:

- a. A list of the various classes of labor, materials, and Constructional Plant for which basic daywork rates or prices are to be inserted by the Bidder, together with a statement of the conditions under which the Contractor will be paid for work executed on a daywork basis.
- b. Nominal quantities for each item of Daywork, to be priced by each Bidder at Daywork rates as Bid. The rate to be entered by the Bidder against each basic Daywork item should include the Contractor's profit, overheads, supervision, and other charges.

Provisional Sums

A general provision for physical contingencies (quantity overruns) may be made by including a provisional sum in the Summary Bill of Quantities. Similarly, a contingency allowance for possible price increases should be provided as a provisional sum in the Summary Bill of Quantities. The inclusion of such provisional sums often facilitates budgetary approval by avoiding the need to request periodic supplementary approvals as the future need arises. Where such provisional sums or contingency allowances are used, the SCC should state the manner in which they will be used, and under whose authority (usually the Procuring Entity's Representative's).

The estimated cost of specialized work to be carried out, or of special goods to be supplied, by other contractors should be indicated in the relevant part of the Bill of Quantities as a particular provisional sum with an appropriate brief description. A separate procurement procedure is normally carried out by the Procuring Entity to select such specialized contractors. To provide an element of competition among the Bidders in respect of any facilities, amenities, attendance, etc., to be provided by the successful Bidder as prime Contractor for the use and convenience of the specialist contractors, each related provisional sum should be followed by an item in the Bill of Quantities inviting the Bidder to quote a sum for such amenities, facilities, attendance, etc.

Signature Box

A signature box shall be added at the bottom of each page of the Bill of Quantities where the authorized representative of the Bidder shall affix his signature. Failure of the authorized representative to sign each and every page of the Bill of Quantities shall be a cause for rejection of his bid.

These Notes for Preparing a Bill of Quantities are intended only as information for the Procuring Entity or the person drafting the Bidding Documents. They should not be included in the final documents.

**PROJECT TITLE: PROPOSED REHABILITATION OF COMFORT ROOMS AT BALUMBATO
ELEMENTARY SCHOOL**

LOCATION : BARANGAY BALUMBATO, DISTRICT 6, QUEZON CITY

PROJECT NO. : 22 - 00164

DURATION : Ninety (90) Calendar Days

BREAKDOWN OF COST

ITEM CODE	ITEM OF WORK (DESCRIPTION)	MATERIALS COST	LABOR COST	INDIRECT COST	AGGREGATE COST
GR	GENERAL REQUIREMENTS				
OGR	OTHER GENERAL REQUIREMENTS				
I	REHABILITATION OF COMFORT ROOM AT DPWH BUILDING				
II	REHABILITATION OF COMFORT ROOM AT MARCOS BUILDING				
III	REHABILITATION OF COMFORT ROOM MULTI PURPOSE HALL				
IV	REHABILITATION OF COMFORT ROOM AT CASTELO BUILDING				
V	REHABILITATION OF COMFORT ROOM AT GABRIELA BUILDING				
VI	REHABILITATION OF STAND ALONE COMFORT ROOMS				
UTI	UTILITY AND ANCILLARY WORKS				

TOTAL COST P _____

LUMP SUM BID IN WORDS : _____

Contractor : _____

BILL OF QUANTITIES
(Building Construction/Rehabilitation Project)

PROJECT TITLE : PROPOSED REHABILITATION OF COMFORT ROOMS AT BALUMBATO
ELEMENTARY SCHOOL

LOCATION : BARANGAY BALUMBATO, DISTRICT 6, QUEZON CITY

PROJECT NO. : 22 - 00164

DURATION : Ninety (90) Calendar Days

SCOPE OF WORKS:

GR General Requirements include billboard(s).

OGR Other General Requirements (NON-O.C.M.) include, but not limited to:

- 1 Temporary water system including water meter/sub-meter and connections.
- 2 Temporary electrical system including electric meter/sub-meter and connections.
- 3 Clearing, hauling and disposal of construction materials and debris.

I REHABILITATION OF COMFORT ROOM AT DPWH BUILDING

I-SW Site Works

- 1 Demolition/removal works.
- 2 Clearing and cleaning for painting preparation.

I-CWS Civil Works

- 1 Moisture protection include waterproofing works.

I-AW Architectural Works (Finishes as indicated in the plans.)

- 1 Floor finishes include tile works for flooring and other floor finishes.
- 2 Wall finishes include tile works for walls and other wall finishes.
- 3 Ceiling works include installation of ceilings with framings.
- 4 Painting works include painting for interior walls and ceiling.
- 5 Fabricated materials include installation of doors and windows.

I-S/PW Sanitary/Plumbing Works

- 1 Installation of roughing-ins, water efficient sanitary/plumbing fixtures and accessories.

I-EW Electrical Works

- 1 Installation of roughing-ins and wirings.
- 2 Installation of system devices, energy efficient lighting fixtures and components, panelboards and accessories.

II REHABILITATION OF COMFORT ROOM AT MARCOS BUILDING

II-SW Site Works

- 1 Demolition/removal works.
- 2 Clearing and cleaning for painting preparation.

II-AW Architectural Works (Finishes as indicated in the plans.)

- 1 Floor finishes include tile works for flooring and other floor finishes.
- 2 Wall finishes include tile works for walls and other wall finishes.
- 3 Ceiling works include installation of ceilings with framings.
- 4 Painting works include painting for interior walls and ceiling.
- 5 Fabricated materials include installation of doors.

II-S/PW Sanitary/Plumbing Works

- 1 Installation of roughing-ins, water efficient sanitary/plumbing fixtures and accessories.

II-EW Electrical Works

- 1 Installation of roughing-ins and wirings.
- 2 Installation of system devices, energy efficient lighting fixtures and components and accessories.

III REHABILITATION OF COMFORT ROOM AT MULTIPUR-POSE HALL

III-SW Site Works

- 1 Demolition/removal works.

III-AW Architectural Works (Finishes as indicated in the plans.)

- 1 Fabricated materials include installation of doors.

III-S/PW Sanitary/Plumbing Works

- 1 Installation of roughing-ins, water efficient sanitary/plumbing fixtures and accessories.

III-EW Electrical Works

- 1 Installation of system devices, fittings and accessories.

IV	REHABILITATION OF COMFORT ROOM AT CASTELO BUILDING
IV-SW	Site Works
1	Demolition/removal works.
IV-S/PW	Sanitary/Plumbing Works
1	Installation of roughing-ins, water efficient sanitary/plumbing fixtures and accessories.
IV-EW	Electrical Works
1	Installation of system devices, energy efficient lighting fixtures and accessories.
V	REHABILITATION OF COMFORT ROOM AT GABRIELA BUILDING
V-SW	Site Works
1	Demolition/removal works.
V-AW	Architectural Works (Finishes as indicated in the plans.)
1	Wall finishes include partitions and composite panels.
2	Fabricated materials include installation of doors.
V-S/PW	Sanitary/Plumbing Works
1	Installation of roughing-ins, water efficient sanitary/plumbing fixtures and accessories.
V-EW	Electrical Works
1	Installation of roughing-ins and wirings.
2	Installation of system devices, energy efficient lighting fixtures and components, circuit breaker and accessories.
VI	REHABILITATION OF STAND ALONE COMFORT ROOMS
VI-A	DEPED CR beside Marcos Building A
VI-A-SW	Site Works
1	Demolition/removal works.
2	Clearing and cleaning for painting preparation.
VI-A-AW	Architectural Works (Finishes as indicated in the plans.)
1	Floor finishes include tile works for flooring and other floor finishes.
2	Wall finishes include tile works for walls and other wall finishes.
3	Painting works include painting for interior walls and ceiling.
4	Fabricated materials include installation of doors and windows.
VI-A-S/PW	Sanitary/Plumbing Works
1	Installation of roughing-ins, water efficient sanitary/plumbing fixtures and accessories.
VI-A-EW	Electrical Works
1	Installation of roughing-ins and wirings.
2	Installation of system devices, energy efficient lighting fixtures and components circuit breaker, and accessories.
VI-B	DEPED CR between Marcos Building and Multi-Purpose Hall B
VI-B-SW	Site Works
1	Demolition/removal works.
2	Clearing and cleaning for painting preparation.
VI-B-AW	Architectural Works (Finishes as indicated in the plans.)
1	Floor finishes include tile works for flooring and other floor finishes.
2	Wall finishes include tile works for walls and other wall finishes.
3	Painting works include painting for interior walls.
4	Fabricated materials include installation of doors.
VI-B-S/PW	Sanitary/Plumbing Works
1	Installation of roughing-ins, water efficient sanitary/plumbing fixtures and accessories.
VI-B-EW	Electrical Works
1	Installation of roughing-ins and wirings.

2	Installation of system devices, circuit breaker and accessories.
VI-C	DEPED CR between Multi-Purpose Hall and Castelo Building C
VI-C-SW	Site Works
1	Demolition/removal works.
2	Clearing and cleaning for painting preparation.
VI-C-AW	Architectural Works (Finishes as indicated in the plans.)
1	Floor finishes include tile works for flooring and other floor finishes.
2	Wall finishes include tile works for walls and other wall finishes.
3	Painting works include painting for interior walls and ceiling.
4	Fabricated materials include installation of doors and windows.
VI-C-S/PW	Sanitary/Plumbing Works
1	Installation of roughing-ins, water efficient sanitary/plumbing fixtures and accessories.

VI-C-EW	Electrical Works
1	Installation of system devices, energy efficient lighting fixtures and components.
VI-D	DEPED CR between Gabriela Building A and Castelo Building D
VI-D-SW	Site Works
1	Demolition/removal works.
2	Clearing and cleaning for painting preparation.
VI-D-AW	Architectural Works (Finishes as indicated in the plans.)
1	Floor finishes include tile works for flooring and other floor finishes.
2	Wall finishes include tile works for walls and other wall finishes.
3	Painting works include painting for interior walls and ceiling.
4	Fabricated materials include installation of doors.
VI-D-S/PW	Sanitary/Plumbing Works
1	Installation of roughing-ins, water efficient sanitary/plumbing fixtures and accessories.
VI-D-EW	Electrical Works
1	Installation of system devices, energy efficient lighting fixtures and components.
VI-E	DEPED CR between Gabriela Building A and Castelo Building E
VI-E-SW	Site Works
1	Demolition/removal works.
2	Clearing and cleaning for painting preparation.
VI-E-AW	Architectural Works (Finishes as indicated in the plans.)
1	Floor finishes include tile works for flooring and other floor finishes.
2	Wall finishes include tile works for walls and other wall finishes.
3	Painting works include painting for interior walls and ceiling.
4	Fabricated materials include installation of doors.
VI-E-S/PW	Sanitary/Plumbing Works
1	Installation of roughing-ins, water efficient sanitary/plumbing fixtures and accessories.
VI-E-EW	Electrical Works
1	Installation of system devices, energy efficient lighting fixtures and components.
UTI	Utility and Ancillary Works
1	Site Works
i	Demolition/removal works.
2	Civil Works
i	Masonry works include floor topping.
3	Sanitary/Plumbing Works
i	Installation of roughing-ins, water efficient sanitary/plumbing fixtures and accessories.
4	Equipment and Accessories
i	Installation of booster pumps, stainless water tanks, and pressure tanks.
O	Others (included OCM)
1	Provision of construction health and safety such as safety gears, medical kit, etc.
2	Preparation of shop drawings, as necessary.
3	Preparation of as-built plans (signed and sealed by the respective professional(s)).
4	Testing and commissioning works shall be performed as per standard procedures.

ITEM CODE	WORK DESCRIPTION AND SCOPE OF WORKS	QTY	UNIT	UNIT COST	TOTAL COST
GR	GENERAL REQUIREMENTS				
SPL7	Billboard (1.20m x 2.40m in Plywood)	1	piece	₱	₱

ITEM CODE	WORK DESCRIPTION AND SCOPE OF WORKS	QTY	UNIT	UNIT COST	TOTAL COST
		MATERIALS COST GR			₱
		LABOR COST GR			
		DIRECT COST GR			₱
OGR	OTHER GENERAL REQUIREMENTS				
OGR0301	Temporary Water Facility	1	unit	₱	₱
OGR0302	Temporary Electrical Facility	1	unit		
			Subtotal (Material)		₱

ITEM CODE	WORK DESCRIPTION AND SCOPE OF WORKS	QTY	UNIT	UNIT COST	TOTAL COST
OGR01	Clearing, Hauling and Disposal of Construction Materials and Debris	12	t.l.	₱	₱
				Subtotal (Labor)	₱
				DIRECT COST OGR	₱
I	REHABILITATION OF COMFORT ROOM AT DPWH BUILDING				
I-SW	SITE WORKS				
DEMV004	Demolition of Existing Structure (Trough)	1	cu.m.	₱	₱
DEMV009	Removal of Existing Door Including Hardware and Accessories	15	set		
DEMV011	Removal of Lavatory Including Accessories	1	set		
DEMV013	Removal of Water Closet Including Accessories	11	set		
DEMV015	Removal of Ceiling Board Including Framing	4	sq.m.		
DEMV021	Removal of Existing Floor and Wall Tiles	34	sq.m.		
DEMV027	Removal of Existing Window Panel Including Hardware and Accessories	3	sq.m.		
SW03	Clearing and Cleaning for Painting Preparation	8	sq.m.		
				Direct Cost I-SW (Labor)	₱
I-CWS	CIVIL WORKS / STRUCTURAL WORKS				
CWSMP	Moisture Protection				
CWSMPW	Waterproofing Works				
CWSMPW05	Polyurethane (for Comfort Room)	33	sq.m.	₱	₱
				Materials Cost I-CWS	₱
				Labor Cost I-CWS	
				Direct Cost I-CWS	₱
I-AW	ARCHITECTURAL WORKS				
AW04	Floor Finishes				
AW0402	400mm x 400mm Non-Skid Homogeneous Floor Tiles Including Adhesive and Grout	82	sq.m.	₱	₱
AW03	Wall Finishes				
AW0306	400mm x 400mm Homogeneous Wall Tiles Including Adhesive and Grout	27	sq.m.		
AWCM03	Partitions and Composite Panels				
AWCM0303	Urinal Partition	2	set		
AW02	Ceiling Finishes				
AW0204	6.0mm Thk. Fibercement Board Including Metal Frame	4	sq.m.		
AWP	Painting Works				
AWP01	Painting Materials (3 Coats)				
AWP0101	Flat Latex Paint Finish (Interior Wall-3 Coats)	16	sq.m.		
AWP0105	Flat Latex Paint Finish (Ceiling - 3 Coats)	4	sq.m.		

ITEM CODE	WORK DESCRIPTION AND SCOPE OF WORKS	QTY	UNIT	UNIT COST	TOTAL COST
		Materials Cost AW04-AWP			₱
		Labor Cost AW04-AWP			
			Subtotal AW04-AWP		₱

ITEM CODE	WORK DESCRIPTION AND SCOPE OF WORKS	QTY	UNIT	UNIT COST	TOTAL COST
AW01	Fabricated Materials				
AWD01	Installation of Doors				
AWD0101	Doors with Hardware and Accessories				
AWD010179	D2 - (0.6m x 1.2m) Wooden Flush Door with Door Jamb, Hardware and Complete Accessories	10	set	₱	₱
AWD010195	D1 - (0.8m x 2.1m) Wooden Flush Door with Louver, Door Jamb, Hardware and Complete Accessories	4	set		
AWD010196	D3 - (0.9m x 2.1m) Wooden Flush Door with Louver, Door Jamb, Hardware and Complete Accessories	1	set		
AWW	Installation of Windows				
AWW06	W1 - (1.2m x 0.6m) Aluminum Framed Jalousie Window with 6mm thk Glass Blades	1	set		
AWW06	W2 - (1.8m x 0.6m) Aluminum Framed Jalousie Window with 6mm thk Glass Blades	1	set		
				Materials Cost AW01	₱
				Labor Cost AW01	
				Subtotal AW01	₱
				Materials Cost I-AW	₱
				Labor Cost I-AW	
				Direct Cost I-AW	₱
I-S/PW	SANITARY / PLUMBING WORKS				
S/PW01	Sewer Line				
S/PW0101	Roughing-ins				
S/PW010102	50mm Ø, PVC Pipe with Hub	6	piece	₱	₱
S/PW010104	100mm Ø, PVC Pipe with Hub	4	piece		
S/PW010111	50mm Ø, PVC P-Trap with Adapter	25	piece		
S/PW010114	50mm Ø, 1/4 PVC Bend	26	piece		
S/PW010116	100mm Ø, 1/4 PVC Bend	11	piece		
S/PW010184	100mm Ø, PVC Cleanout	5	piece		
S/PW02	Water Line System				
S/PW0201	Roughing-ins Including Connecting Machine				
S/PW020102	PPR Pipe				
S/PW02010201	20mm Ø, PPR Pipe	5	piece		
S/PW02010202	25mm Ø, PPR Pipe	4	piece		
S/PW02010268	20mm Ø x 15mm Ø, PPR Female Threaded Tee	14	piece		
S/PW02010274	20mm Ø, PPR End Cap	14	piece		
S/PW02010286	20mm Ø, PPR Coupling	8	piece		
S/PW02010287	25mm Ø, PPR Coupling	2	piece		
S/PW0202	Valves and Appurtenances				

ITEM CODE	WORK DESCRIPTION AND SCOPE OF WORKS	QTY	UNIT	UNIT COST	TOTAL COST
S/PW020202	25mm Ø, PPR Gate Valve	5	piece		

ITEM CODE	WORK DESCRIPTION AND SCOPE OF WORKS	QTY	UNIT	UNIT COST	TOTAL COST
S/PW03	Sanitary Fixtures, Fittings and Accessories				
S/PW0301	Bidet with Complete Fittings and Accessories (Water Efficient)	11	set		
S/PW0303	Hose Bibb Lever Type, Stainless, Heavy Duty (Water Efficient)	15	set		
S/PW0310	Lavatory Faucet, Countertop Mounted, Lever Type (Water Efficient)	1	set		
S/PW0314	Lavatory, Wall Mounted, with Complete Fittings and Accessories	1	set		
S/PW0321	Urinal , Flush Valve with Complete Fittings and Accessories (Water Efficient)	2	set		
S/PW0327	Water Closet, Tank-Type with Complete Fittings and Accessories (Water Efficient)	11	set		
S/PW04	Comfort Room Accessories				
S/PW0401	Tissue Holder, Ceramic	1	piece		
S/PW0403	Soap Holder, Ceramic	1	piece		
S/PW0406	Wall Metal Door Hook Hanger	12	set		
S/PW05	Plumbing Fixtures, Fittings and Accessories				
S/PW0501	Angle Valve, Single Way, Stainless	1	piece		
S/PW0502	Angle Valve, Two Way, Stainless	11	piece		
S/PW0503	Flexible Hose, Stainless Steel	12	piece		
S/PW06	Drains				
S/PW0601	Floor Drain, 100mm Ø, Stainless	22	piece		
MC	Miscellaneous and Consumables				
MC/G06	Hacksaw Blade	1	piece		
MC/G13	All Around Sealant	41	tube		
MC/G14	Solvent Cement, 400cc	2	can		
MC/G15	Teflon Tape	15	roll		
MC/G18	Waste Cloth	1	kg		
				Materials Cost I-S/PW	₱
				Labor Cost I-S/PW	
				Direct Cost I-S/PW	₱
I-EW	ELECTRICAL WORKS				
EW01	Pipes				
EW0112	25mm Ø, IMC Pipe	7	piece	₱	₱
EW0115	50mm Ø, IMC Pipe	3	piece		
EW05	Fittings and Accessories				
EW05033	25mm Ø, IMC Elbow	4	piece		
EW05043	25mm Ø, IMC Locknut and Bushing	8	pair		
EW05046	50mm Ø, IMC Locknut and Bushing	4	pair		
EW05053	25mm Ø, IMC Coupling	6	piece		
EW05056	50mm Ø, IMC Coupling	2	piece		
EW05158	50mm Ø, Weatherproof Entrance Cap	1	piece		
EW06	Boxes and Fabricated Pullbox				
EW0603	50mm x 100mm Metal Utility Box	5	piece		

ITEM CODE	WORK DESCRIPTION AND SCOPE OF WORKS	QTY	UNIT	UNIT COST	TOTAL COST
EW0604	100mm x 100mm Metal Junction Box with Cover	5	piece		
EW09	Wires and Cables				
EW0901	THHN Wires				
EW090104b	8.0mm² THHN Wire	30	l.m.		
EW0902	THW Wires				
EW090204b	8.0mm² THW Wire	15	l.m.		
EW10	Wiring Devices				
EW1001	Outlet with Grounding, One-Gang	1	piece		

ITEM CODE	WORK DESCRIPTION AND SCOPE OF WORKS	QTY	UNIT	UNIT COST	TOTAL COST
EW11	Lighting Fixtures and Other Devices Lighting Fixtures (Energy Efficient)				
EW11062	Exhaust Fan, Wall-Mounted	1	piece		
EW11098	18W LED bulb	2	piece		
EW1403	Enclosed Circuit Breaker (ECB)				
ASSY	MCB Main: 160 AT, 250AF 3P 85 KAIC @ 230V with Ground Terminal Enclosure: NEMA 3R	1	assy		
ASSY	ECB Main: 40AT, 100AF, 3P, 230V, 50 KAIC, MCCB Enclosure: NEMA 3R with Ground Terminals	1	assy		
EW17	Pipe Hangers and Supports				
EW1701	Horizontal Layout of Pipe	10	l.m.		
EW1702	Vertical Layout of Pipe	6	l.m.		
MC	Miscellaneous and Consumables				
MC/G06	Hacksaw Blade	3	piece		
MC/G07	Masking Tape	3	roll		
MC/G13	All Around Sealant	3	tube		
MC/E01	Electrical Tape	3	roll		
MC/E04	Rubber Tape	3	roll		
				Materials Cost I-EW	₱
				Labor Cost I-EW	
				Direct Cost I-EW	₱
				MATERIALS COST I	₱
				LABOR COST I	
				DIRECT COST I	₱
II	REHABILITATION OF COMFORT ROOM AT MARCOS BUILDING				
II-SW	SITE WORKS				
DEMV009	Removal of Existing Door Including Hardware and Accessories	4	set	₱	₱
DEMV011	Removal of Lavatory Including Accessories	3	set		
DEMV014	Removal of Ceiling Board	2	sq.m.		
DEMV021	Removal of Existing Floor and Wall Tiles	30	sq.m.		
SW03	Clearing and Cleaning for Painting Preparation	6	sq.m.		
				Direct Cost II-SW (Labor)	₱
II-AW	ARCHITECTURAL WORKS				
AW04	Floor Finishes				
AW0402	400mm x 400mm Non-Skid Homogeneous Floor Tiles Including Adhesive and Grout	6	sq.m.	₱	₱

ITEM CODE	WORK DESCRIPTION AND SCOPE OF WORKS	QTY	UNIT	UNIT COST	TOTAL COST
AW03	Wall Finishes				
AW0306	400mm x 400mm Homogeneous Wall Tiles Including Adhesive and Grout	24	sq.m.		
AW02	Ceiling Finishes				
AW0204	6.0mm Thk. Fibercement Board Including Metal Framing	2	sq.m.		

ITEM CODE	WORK DESCRIPTION AND SCOPE OF WORKS	QTY	UNIT	UNIT COST	TOTAL COST
AWP	Painting Works				
AWP01	Painting Materials (3 Coats)				
AWP0101	Flat Latex Paint Finish (Interior Wall-3 Coats)	15	sq.m.		
AWP0105	Flat Latex Paint Finish (Ceiling - 3 Coats)	2	sq.m.		
		Materials Cost AW04-AWP			₱
		Labor Cost AW04-AWP			
			Subtotal AW04-AWP		₱
AW01	Fabricated Materials				
AWD01	Installation of Doors				
AWD0101	Doors with Hardware and Accessories				
AWD010160	D4 - (0.7m x 2.1m) PVC Flush Door with Louver	2	set	₱	₱
AWD010162	D5 - (0.8m x 2.1m) PVC Flush Door with Louver	2	set		
			Materials Cost AW01		₱
			Labor Cost AW01		
			Subtotal AW01		₱
			Materials Cost II-AW		₱
			Labor Cost II-AW		
			Direct Cost II-AW		₱
II-S/PW	SANITARY / PLUMBING WORKS				
S/PW01	Sewer Line				
S/PW0101	Roughing-ins				
S/PW010102	50mm Ø, PVC Pipe with Hub	1	piece	₱	₱
S/PW010104	100mm Ø, PVC Pipe with Hub	1	piece		
S/PW010111	50mm Ø, PVC P-Trap with Adapter	8	piece		
S/PW010114	50mm Ø, 1/4 PVC Bend	8	piece		
S/PW010116	100mm Ø, 1/4 PVC Bend	5	piece		
S/PW010184	100mm Ø, PVC Cleanout	5	piece		
S/PW02	Water Line System				
S/PW0201	Roughing-ins Including Connecting Machine				
S/PW020102	PPR Pipe				
S/PW02010201	20mm Ø, PPR Pipe	2	piece		
S/PW02010268	20mm Ø x 15mm Ø, PPR Female Threaded	3	piece		
S/PW02010286	20mm Ø, PPR Coupling	4	piece		
S/PW0202	Valves and Appurtenances				
S/PW020202	25mm Ø, PPR Gate Valve	5	piece		
S/PW03	Sanitary Fixtures, Fittings and Accessories				
S/PW0303	Hose Bibb Lever Type, Stainless, Heavy Duty (Water Efficient)	4	set		
S/PW0310	Lavatory Faucet, Countertop Mounted, Lever Type (Water Efficient)	3	set		

ITEM CODE	WORK DESCRIPTION AND SCOPE OF WORKS	QTY	UNIT	UNIT COST	TOTAL COST
S/PW0314	Lavatory, Wall Mounted, with Complete Fittings and Accessories	3	set		
S/PW04	Comfort Room Accessories				
S/PW0401	Tissue Holder, Ceramic	1	piece		
S/PW0403	Soap Holder, Ceramic	1	piece		
S/PW0406	Wall Metal Door Hook Hanger	3	set		
S/PW05	Plumbing Fixtures, Fittings and Accessories				
S/PW0501	Angle Valve, Single Way, Stainless	3	piece		
S/PW0503	Flexible Hose, Stainless Steel	3	piece		

ITEM CODE	WORK DESCRIPTION AND SCOPE OF WORKS	QTY	UNIT	UNIT COST	TOTAL COST
S/PW06	Drains				
S/PW0601	Floor Drain, 100mm Ø, Stainless	5	piece		
MC	Miscellaneous and Consumables				
MC/G06	Hacksaw Blade	1	piece		
MC/G13	All Around Sealant	15	tube		
MC/G14	Solvent Cement, 400cc	1	can		
MC/G15	Teflon Tape	10	roll		
MC/G18	Waste Cloth	1	kg		
			Materials Cost II-S/PW		₱
			Labor Cost II-S/PW		
			Direct Cost II-S/PW		₱
II-EW	ELECTRICAL WORKS				
EW02	Flexible Tubes				
EW0202	20mm Ø, Flexible Metal Conduit	5	l.m.	₱	₱
EW04	Mouldings				
EW0403	16mm x 16mm x 2.44m Rectangular PVC Moulding	7	piece		
EW05	Fittings and Accessories				
EW05119	20mm Ø, Straight Connector	5	piece		
EW06	Boxes and Fabricated Pullbox				
EW0603	50mm x 100mm Metal Utility Box	4	piece		
EW0604	100mm x 100mm Metal Junction Box with Cover	3	piece		
EW09	Wires and Cables				
EW0901	THHN Wires				
EW090102b	3.5mm² THHN Wire	35	l.m.		
EW0902	THW Wires				
EW090201b	2.0mm² THW Wire	15	l.m.		
EW10	Wiring Devices				
EW1015	Switch with Plate and Cover, One-Gang	2	piece		
EW11	Lighting Fixtures and Other Devices (Energy Efficient)				
EW11098	18W LED Bulb	3	piece		
EW11112	Keyless Receptacle	3	set		
EW11140	Orbit Fan with Selector Switch	2	set		
MC	Miscellaneous and Consumables				
MC/G06	Hacksaw Blade	2	piece		
MC/G07	Masking Tape	1	roll		
MC/G13	All Around Sealant	2	tube		
MC/E01	Electrical Tape	1	roll		
MC/E04	Rubber Tape	1	roll		
			Material Cost II-EW		₱
			Labor Cost II-EW		
			Direct Cost II-EW		₱

ITEM CODE	WORK DESCRIPTION AND SCOPE OF WORKS	QTY	UNIT	UNIT COST	TOTAL COST
				MATERIALS COST II	₱
				LABOR COST II	
				DIRECT COST II	₱

ITEM CODE	WORK DESCRIPTION AND SCOPE OF WORKS	QTY	UNIT	UNIT COST	TOTAL COST
III	REHABILITATION OF COMFORT ROOM MULTI PURPOSE HALL				
III-SW	SITE WORKS				
DEMV009	Removal of Existing Door Including Hardware and Accessories	1	set	₱	₱
DEMV011	Removal of Lavatory Including Accessories	2	set		
DEMV013	Removal of Water Closet Including Accessories	2	set		
		Direct Cost III-SW (Labor)			₱
III-AW	ARCHITECTURAL WORKS				
AW01	Fabricated Materials				
AWD01	Installation of Doors				
AWD0101	Doors with Hardware and Accessories				
AWD010160	D4 - (0.7m x 2.1m) PVC Door with Louver	1	set	₱	₱
			Materials Cost III-AW		₱
			Labor Cost III-AW		
			Direct Cost III-AW		₱
III-S/PW	SANITARY / PLUMBING WORKS				
S/PW01	Sewer Line				
S/PW0101	Roughing-ins				
S/PW010102	50mm Ø, PVC Pipe with Hub	1	piece	₱	₱
S/PW010104	100mm Ø, PVC Pipe with Hub	1	piece		
S/PW010111	50mm Ø, PVC P-Trap with Adapter	4	piece		
S/PW010114	50mm Ø, 1/4 PVC Bend	4	piece		
S/PW010116	100mm Ø, 1/4 PVC Bend	4	piece		
S/PW010184	100mm Ø, PVC Cleanout	2	piece		
S/PW02	Water Line System				
S/PW0201	Roughing-ins Including Connecting Machine				
S/PW020102	PPR Pipe				
S/PW02010201	20mm Ø, PPR Pipe	2	piece		
S/PW02010268	20mm Ø x 15mm Ø, PPR Female Threaded	4	piece		
S/PW02010274	20mm Ø, PPR End Cap	4	piece		
S/PW02010286	20mm Ø, PPR Coupling	4	piece		
S/PW0202	Valves and Appurtenances				
S/PW020202	25mm Ø, PPR Gate Valve	2	piece		
S/PW03	Sanitary Fixtures, Fittings and Accessories				
S/PW0301	Bidet with Complete Fittings And Accessories (Water Efficient)	2	set		
S/PW0310	Lavatory Faucet, Countertop Mounted, Lever Type (Water Efficient)	2	set		
S/PW0314	Lavatory, Wall Mounted, with Complete Fittings and Accessories	2	set		
S/PW0327	Water Closet, Tank-Type with Complete Fittings and Accessories (Water Efficient)	2	set		

ITEM CODE	WORK DESCRIPTION AND SCOPE OF WORKS	QTY	UNIT	UNIT COST	TOTAL COST
S/PW05	Plumbing Fixtures, Fittings and Accessories				
S/PW0501	Angle Valve, Single Way, Stainless	2	piece		
S/PW0502	Angle Valve, Two Way, Stainless	2	piece		
S/PW0503	Flexible Hose, Stainless Steel	4	piece		
S/PW04	Comfort Room Accessories				
S/PW0401	Tissue Holder, Ceramic	1	piece		
S/PW0403	Soap Holder, Ceramic	1	piece		
S/PW0406	Wall Metal Door Hook Hanger	4	set		

ITEM CODE	WORK DESCRIPTION AND SCOPE OF WORKS	QTY	UNIT	UNIT COST	TOTAL COST
S/PW06	Drains				
S/PW0601	Floor Drain, 100mm Ø, Stainless	2	piece		
MC	Miscellaneous and Consumables				
MC/G06	Hacksaw Blade	1	can		
MC/G13	All Around Sealant	8	tube		
MC/G14	Solvent Cement, 400cc	1	piece		
MC/G15	Teflon Tape	8	roll		
MC/G18	Waste Cloth	1	kg		
				Materials Cost III-S/PW	₱
				Labor Cost III-S/PW	
				Direct Cost III-S/PW	₱
III-EW	ELECTRICAL WORKS				
EW06	Boxes and Fabricated Pullbox				
EW0603	50mm x 100mm Metal Utility Box	1	piece	₱	₱
EW10	Wiring Devices				
EW1002	Outlet with Grounding, Two-Gang	1	piece		
MC	Miscellaneous and Consumables				
MC/G06	Hacksaw Blade	1	piece		
MC/G07	Masking Tape	1	roll		
MC/G13	All Around Sealant	2	tube		
MC/E01	Electrical Tape	1	roll		
MC/E04	Rubber Tape	1	roll		
				Material Cost III-EW	₱
				Labor Cost III-EW	
				Direct Cost III-EW	₱
				MATERIALS COST III	₱
				LABOR COST III	
				DIRECT COST III	₱
IV	REHABILITATION OF COMFORT ROOM AT CASTELO BUILDING				
IV-SW	SITE WORKS				
DEM013	Removal of Water Closet Including Accessories	3	piece	₱	₱
				Direct Cost IV-SW (Labor)	₱
IV-S/PW	SANITARY / PLUMBING WORKS				
S/PW01	Sewer Line				
S/PW0101	Roughing-ins				
S/PW010102	50mm Ø, PVC Pipe with Hub	1	piece	₱	₱
S/PW010104	100mm Ø, PVC Pipe with Hub	1	piece		
S/PW010111	50mm Ø, PVC P-Trap with Adapter	6	piece		

ITEM CODE	WORK DESCRIPTION AND SCOPE OF WORKS	QTY	UNIT	UNIT COST	TOTAL COST
S/PW010114	50mm Ø, 1/4 PVC Bend	6	piece		
S/PW010116	100mm Ø, 1/4 PVC Bend	5	piece		
S/PW010184	100mm Ø, PVC Cleanout	2	piece		
S/PW02	Water Line System				
S/PW0201	Roughing-ins Including Connecting Machine				
S/PW020102	PPR Pipe				
S/PW02010201	20mm Ø, PPR Pipe	2	piece		
S/PW02010268	20mm Ø x 15mm Ø, PPR Female Threaded Tee	3	piece		
S/PW02010274	20mm Ø, PPR End Cap	3	piece		
S/PW02010286	20mm Ø, PPR Coupling	4	piece		

ITEM CODE	WORK DESCRIPTION AND SCOPE OF WORKS	QTY	UNIT	UNIT COST	TOTAL COST
S/PW0202	Valves and Appurtenances				
S/PW020202	25mm Ø, PPR Gate Valve	2	piece		
S/PW03	Sanitary Fixtures, Fittings and Accessories				
S/PW0301	Bidet with Complete Fittings And Accessories (Water Efficient)	3	set		
S/PW0303	Hose Bibb Lever Type, Stainless, Heavy Duty (Water Efficient)	3	set		
S/PW0327	Water Closet, Tank-Type with Complete Fittings and Accessories (Water Efficient)	3	set		
S/PW04	Comfort Room Accessories				
S/PW0401	Tissue Holder, Ceramic	1	piece		
S/PW0403	Soap Holder, Ceramic	1	piece		
S/PW0406	Wall Metal Door Hook Hanger	3	set		
S/PW05	Plumbing Fixtures, Fittings and Accessories				
S/PW0502	Angle Valve, Two Way, Stainless	3	piece		
S/PW0503	Flexible Hose, Stainless Steel	3	piece		
S/PW06	Drains				
S/PW0601	Floor Drain, 100mm Ø, Stainless	6	piece		
MC	Miscellaneous and Consumables				
MC/G06	Hacksaw Blade	1	piece		
MC/G13	All Around Sealant	8	tube		
MC/G14	Solvent Cement, 400cc	1	can		
MC/G15	Teflon Tape	8	roll		
MC/G18	Waste Cloth	1	kg		
				Materials Cost IV-S/PW	₱
				Labor Cost IV-S/PW	
				Direct Cost IV-S/PW	₱
IV-EW	ELECTRICAL WORKS				
EW11	Lighting Fixtures (Energy Efficient)				
EW11057	T8, 18w LED Tube Light	2	piece	₱	₱
EW11098	18W LED Bulb	1	piece		
EW11112	Keyless Receptacle	1	set		
MC	Miscellaneous and Consumables				
MC/G06	Hacksaw Blade	1	piece		
MC/G07	Masking Tape	1	roll		
MC/G13	All Around Sealant	2	tube		
MC/E01	Electrical Tape	2	roll		
MC/E04	Rubber Tape	1	roll		
				Material Cost IV-EW	₱
				Labor Cost IV-EW	
				Direct Cost IV-EW	₱
				MATERIALS COST IV	₱

ITEM CODE	WORK DESCRIPTION AND SCOPE OF WORKS	QTY	UNIT	UNIT COST	TOTAL COST
			LABOR COST IV		
			DIRECT COST IV		₱

ITEM CODE	WORK DESCRIPTION AND SCOPE OF WORKS	QTY	UNIT	UNIT COST	TOTAL COST
V	REHABILITATION OF COMFORT ROOM AT GABRIELA BUILDING				
V-SW	SITE WORKS				
DEMV004	Demolition of Existing Structure (Trough)	1	cu.m.	₱	₱
DEMV009	Removal of Existing Door Including Hardware and Accessories	7	set		
DEMV011	Removal of Lavatory Including Accessories	2	piece		
DEMV013	Removal of Water Closet Including Accessories	5	piece		
			Direct Cost V-SW		₱
V-AW	ARCHITECTURAL WORKS				
AWCM03	Partitions and Composite Panels				
AWCM0303	Urinal Partition	2	set	₱	₱
		Materials Cost AWCM03			₱
		Labor Cost AWCM03			
		Subtotal AWCM03			₱
AW01	Fabricated Materials				
AWD01	Installation of Doors				
AWD0101	Doors with Hardware and Accessories				
AWD010179	D2 - (0.6m x 1.2m) Wooden Flush Door with Louver, Door Jamb, Hardware and Complete Accessories	3	set	₱	₱
AWD010195	D1 - (0.8m x 2.1m) Wooden Flush Door with Louver, Door Jamb, Hardware and Complete Accessories	2	set		
AWD010196	D3 - (0.9m x 2.1m) Wooden Flush Door with Louver, Door Jamb, Hardware and Complete Accessories	2	set		
		Materials Cost AW01			₱
		Labor Cost AW01			
		Subtotal AW01			₱
		Materials Cost V-AW			₱
		Labor Cost V-AW			
		Direct Cost V-AW			₱
V-S/PW	SANITARY / PLUMBING WORKS				
S/PW01	Sewer Line				
S/PW0101	Roughing-Ins				
S/PW010102	50mm Ø, PVC Pipe with Hub	3	piece	₱	₱
S/PW010104	100mm Ø, PVC Pipe with Hub	2	piece		
S/PW010111	50mm Ø, PVC P-Trap with Adapter	14	piece		
S/PW010114	50mm Ø, 1/4 PVC Bend	18	piece		
S/PW010116	100mm Ø, 1/4 PVC Bend	9	piece		

ITEM CODE	WORK DESCRIPTION AND SCOPE OF WORKS	QTY	UNIT	UNIT COST	TOTAL COST
S/PW010184	100mm Ø, PVC Cleanout	4	piece		
S/PW02	Water Line System				
S/PW0201	Roughing-ins Including Connecting Machine				
S/PW020102	PPR Pipe				
S/PW02010201	20mm Ø, PPR Pipe	4	piece		
S/PW02010268	20mm Ø x 15mm Ø, PPR Female Threaded Tee	9	piece		
S/PW02010274	20mm Ø, PPR End Cap	9	piece		
S/PW02010286	20mm Ø, PPR Coupling	8	piece		

ITEM CODE	WORK DESCRIPTION AND SCOPE OF WORKS	QTY	UNIT	UNIT COST	TOTAL COST
S/PW0202	Valves and Appurtenances				
S/PW020202	25mm Ø, PPR Gate Valve	2	piece		
S/PW03	Sanitary Fixtures, Fittings and Accessories				
S/PW0301	Bidet with Complete Fittings And Accessories (Water Efficient)	5	set		
S/PW0303	Hose Bibb Lever Type, Stainless, Heavy Duty (Water Efficient)	10	piece		
S/PW0310	Lavatory Faucet, Countertop Mounted, Lever Type (Water Efficient)	2	piece		
S/PW0314	Lavatory, Wall Mounted, with Complete Fittings and Accessories	2	set		
S/PW0321	Urinal , Flush Valve with Complete Fittings and Accessories (Water Efficient)	2	set		
S/PW0327	Water Closet, Tank-Type with Complete Fittings and Accessories (Water Efficient)	5	set		
S/PW04	Comfort Room Accessories				
S/PW0401	Tissue Holder, Ceramic	1	piece		
S/PW0403	Soap Holder, Ceramic	1	piece		
S/PW0406	Wall Metal Door Hook Hanger	5	set		
S/PW05	Plumbing Fixtures, Fittings and Accessories				
S/PW0501	Angle Valve, Single Way, Stainless	2	piece		
S/PW0502	Angle Valve, Two Way, Stainless	5	piece		
S/PW0503	Flexible Hose, Stainless Steel	7	piece		
S/PW06	Drains				
S/PW0601	Floor Drain, 100mm Ø, Stainless	10	piece		
MC	Miscellaneous and Consumables				
MC/G06	Hacksaw Blade	1	piece		
MC/G13	All Around Sealant	12	tube		
MC/G14	Solvent Cement, 400cc	1	can		
MC/G15	Teflon Tape	15	roll		
MC/G18	Waste Cloth	1	kg		
				Materials Cost V-S/PW	₱
				Labor Cost V-S/PW	
				Subtotal V-S/PW	₱
V-EW	ELECTRICAL WORKS				
EW04	Mouldings				
EW0403	16mm x 16mm x 2.44m Rectangular PVC Moulding	7	piece	₱	₱
EW06	Boxes and Fabricated Pullbox				
EW0603	50mm x 100mm Metal Utility Box	2	piece		
EW0604	100mm x 100mm Metal Junction Box with Cover	2	piece		
EW09	Wires and Cables				
EW0901	THHN Wires				
EW090102b	3.5mm² THHN Wire	10	lm		
EW0902	THW Wires				

ITEM CODE	WORK DESCRIPTION AND SCOPE OF WORKS	QTY	UNIT	UNIT COST	TOTAL COST
EW090201b	2.0mm² THW Wire	5	lm		
EW10	Wiring Devices				
EW1016	Switch with Plate and Cover, Two-Gang	1	piece		
EW11	Lighting Fixtures (Energy Efficient)				
EW11057	T8, 18w LED Tube Light	1	piece		
EW11098	18W LED Bulb	4	piece		
EW11112	Keyless Receptacle	4	set		

ITEM CODE	WORK DESCRIPTION AND SCOPE OF WORKS	QTY	UNIT	UNIT COST	TOTAL COST
MC	Miscellaneous and Consumables				
MC/G06	Hacksaw Blade	1	piece		
MC/G07	Masking Tape	1	roll		
MC/G13	All Around Sealant	2	tube		
MC/E01	Electrical Tape	2	roll		
MC/E04	Rubber Tape	1	roll		
				Materials Cost V-EW	₱
				Labor Cost V-EW	
				Direct Cost V-EW	₱
				MATERIALS COST V	₱
				LABOR COST V	
				DIRECT COST V	₱
VI	REHABILITATION OF STAND ALONE COMFORT ROOMS				
VI-A	DEPED CR BESIDE MARCOS BUILDING A				
VI-A-SW	SITE WORKS				
DEMV009	Removal of Existing Door Including Hardware and Accessories	3	set	₱	₱
DEMV011	Removal of Lavatory Including Accessories	1	piece		
DEMV013	Removal of Water Closet Including Accessories	3	piece		
DEMV021	Removal of Existing Floor and Wall Tiles	19	sq.m.		
DEMV027	Removal of Existing Window Panel Including Hardware and Accessories	2	sq.m.		
SW03	Clearing and Cleaning for Painting Preparation	7	sq.m.		
				Direct Cost VI-A-SW (Labor)	₱
VI-A-AW	ARCHITECTURAL WORKS				
AW04	Floor Finishes				
AW0402	400mm x 400mm Non-Skid Homogeneous Floor Tiles Including Adhesive and Grout	7	sq.m.	₱	₱
AW03	Wall Finishes				
AW0306	400mm x 400mm Homogeneous Wall Tiles Including Adhesive and Grout	14	sq.m.		
AWP	Painting Works				
AWP01	Painting Materials (3 Coats)				
AWP0101	Flat Latex Paint Finish (Interior Wall - 3 Coats)	8	sq.m.		
AWP0105	Flat Latex Paint Finish (Ceiling - 3 Coats)	12	sq.m.		
				Materials Cost AW04-AWP	₱
				Labor Cost AW04-AWP	
				Subtotal AW04-AWP	₱

ITEM CODE	WORK DESCRIPTION AND SCOPE OF WORKS	QTY	UNIT	UNIT COST	TOTAL COST
AW01	Fabricated Materials				
AWD01	Installation of Doors				
AWD0101	Doors with Hardware and Accessories				
AWD010165	D6 - (0.9m x 2.1m) PVC Flush Door with Louver	2	set	₱	₱
AWD010196	D3 - (0.9m x 2.1m) Wooden Flush Door with Louver	1	set		

ITEM CODE	WORK DESCRIPTION AND SCOPE OF WORKS	QTY	UNIT	UNIT COST	TOTAL COST
AWW	Installation of Windows				
AWW06	W3 - (0.6m x 0.6m) Aluminum Framed Jalousie Window with 6mm thk Glass Blades	3	set		
				Materials Cost AW01	₱
				Labor Cost AW01	
				Subtotal AW01	₱
				Materials Cost VI-A-AW	₱
				Labor Cost VI-A-AW	
				Direct Cost VI-A-AW	₱
VI-A-S/PW	SANITARY / PLUMBING WORKS				
S/PW01	Sewer Line				
S/PW0101	Roughing-ins				
S/PW010102	50mm Ø, PVC Pipe with Hub	2	piece	₱	₱
S/PW010104	100mm Ø, PVC Pipe with Hub	1	piece		
S/PW010111	50mm Ø, PVC P-Trap with Adapter	6	piece		
S/PW010114	50mm Ø, 1/4 PVC Bend	6	piece		
S/PW010116	100mm Ø, 1/4 PVC Bend	3	piece		
S/PW010184	100mm Ø, PVC Cleanout	2	piece		
S/PW02	Water Line System				
S/PW02	Water Line System				
S/PW0201	Roughing-ins Including Connecting Machine				
S/PW02010201	20mm Ø, PPR Pipe	2	piece		
S/PW02010268	20mm Ø x 15mm Ø, PPR Female Threaded Tee	2	piece		
S/PW02010274	20mm Ø, PPR End Cap	2	piece		
S/PW02010286	20mm Ø, PPR Coupling	4	piece		
S/PW0202	Valves and Appurtenances				
S/PW020202	25mm Ø, PPR Gate Valve	2	piece		
S/PW03	Sanitary Fixtures, Fittings and Accessories				
S/PW0301	Bidet with Complete Fittings And Accessories (Water Efficient)	3	set		
S/PW0303	Hose Bibb Lever Type, Stainless, Heavy Duty (Water Efficient)	10	set		
S/PW0310	Lavatory Faucet, Countertop Mounted, Lever Type (Water Efficient)	1	set		
S/PW0314	Lavatory, Wall Mounted, with Complete Fittings and Accessories	1	set		
S/PW0327	Water Closet, Tank-Type with Complete Fittings and Accessories (Water Efficient)	3	set		
S/PW04	Comfort Room Accessories				
S/PW0401	Tissue Holder, Ceramic	1	piece		
S/PW0403	Soap Holder, Ceramic	1	piece		
S/PW0406	Wall Metal Door Hook Hanger	4	set		
S/PW0501	Angle Valve, Single Way, Stainless	1	piece		

ITEM CODE	WORK DESCRIPTION AND SCOPE OF WORKS	QTY	UNIT	UNIT COST	TOTAL COST
S/PW0502	Angle Valve, Two Way, Stainless	3	piece		
S/PW0503	Flexible Hose, Stainless Steel	4	piece		
S/PW06	Drains				
S/PW0601	Floor Drain, 100mm ø, Stainless	5	piece		

ITEM CODE	WORK DESCRIPTION AND SCOPE OF WORKS	QTY	UNIT	UNIT COST	TOTAL COST
MC	Miscellaneous and Consumables				
MC/G06	Hacksaw Blade	1	piece		
MC/G13	All Around Sealant	12	tube		
MC/G14	Solvent Cement, 400cc	1	can		
MC/G15	Teflon Tape	10	roll		
MC/G18	Waste Cloth	1	kg		
			Materials Cost VI-A-S/PW		₱
			Labor Cost VI-A-S/PW		
			Direct Cost VI-A-S/PW		₱
VI-A-EW	ELECTRICAL WORKS				
EW04	Mouldings				
EW0403	16mm x 16mm x 2.44m Rectangular PVC Moulding	7	piece	₱	₱
EW06	Boxes and Fabricated Pullbox				
EW0603	50mm x 100mm Metal Utility Box	2	piece		
EW0604	100mm x 100mm Metal Junction Box with Cover	2	piece		
EW09	Wires and Cables				
EW0901	THHN Wires				
EW090102b	3.5mm² THHN Wire	10	l.m.		
EW0902	THW Wires				
EW090201b	2.0mm² THW Wire	5	l.m.		
EW10	Wiring Devices				
EW1015	Switch with Plate and Cover, One-Gang	3	piece		
EW1017	Switch with Plate and Cover, Three-Gang	1	piece		
EW11	Lighting Fixtures (Energy Efficient)				
EW11098	18W LED Bulb	6	piece		
MC	Miscellaneous and Consumables				
MC/G06	Hacksaw Blade	1	piece		
MC/G07	Masking Tape	1	roll		
MC/G13	All Around Sealant	2	tube		
MC/E01	Electrical Tape	1	roll		
MC/E04	Rubber Tape	1	roll		
			Material Cost VI-A-EW		₱
			Labor Cost VI-A-EW		
			Direct Cost VI-A-EW		₱
			MATERIALS COST VI-A		₱
			LABOR COST VI-A		
			DIRECT COST VI-A		₱
VI-B	DEPED CR BETWEEN MARCOS BUILDING AND MULTI-PURPOSE HALL B				
VI-B-SW	SITE WORKS				

ITEM CODE	WORK DESCRIPTION AND SCOPE OF WORKS	QTY	UNIT	UNIT COST	TOTAL COST
DEMV004	Demolition of Existing Structure (Trough)	1	sq.m.	₱	₱
DEMV009	Removal of Existing Door Including Hardware and Accessories	7	set		
DEMV013	Removal of Water Closet Including Accessories	6	piece		
DEMV011	Removal of Lavatory Including Accessories	1	piece		
DEMV021	Removal of Existing Floor and Wall Tiles	62	sq.m.		
SW03	Clearing and Cleaning for Painting Preparation	27	sq.m.		
		Direct Cost VI-B-SW (Labor)			₱

ITEM CODE	WORK DESCRIPTION AND SCOPE OF WORKS	QTY	UNIT	UNIT COST	TOTAL COST
VI-B-AW	ARCHITECTURAL WORKS				
AW04	Floor Finishes				
AW0402	400mm x 400mm Non-Skid Homogeneous Floor Tiles Including Adhesive and Grout	29	sq.m.	₱	₱
AW03	Wall Finishes				
AW0306	400mm x 400mm Homogeneous Wall Tiles Including Adhesive and Grout	38	sq.m.		
AWCM03	Partitions and Composite Panels				
AWCM0303	Urinal Partition	2	set		
AWP	Painting Works				
AWP0101	Flat Latex Paint Finish (Interior Wall - 3 Coats)	18	sq.m.		
		Materials Cost AW04-AWP			₱
		Labor Cost AW04-AWP			
		Subtotal AW04-AWP			₱
AW01	Fabricated Materials				
AWD01	Installation of Doors				
AWD0101	Doors with Hardware and Accessories				
AWD010162	D5 - (0.8m x 2.1m) PVC Flush Door with Louver	1	set	₱	₱
AWD010165	D6 - (0.9m x 2.1m) PVC Flush Door with Louver	1	set		
AWD010179	D2 - (0.6m x 1.2m) Wooden Flush Door with Door Jamb, Hardware and Complete Accessories	5	set		
		Materials Cost AW01			₱
		Labor Cost AW01			
		Subtotal AW01			₱
		Materials Cost VI-B-AW			₱
		Labor Cost VI-B-AW			
		Direct Cost VI-B-AW			₱
VI-B-S/PW	SANITARY / PLUMBING WORKS				
S/PW01	Sewer Line				
S/PW0101	Roughing-ins				
S/PW010102	50mm Ø, PVC Pipe with Hub	3	piece	₱	₱
S/PW010104	100mm Ø, PVC Pipe with Hub	1	piece		
S/PW010111	50mm Ø, PVC P-Trap with Adapter	13	piece		
S/PW010114	50mm Ø, 1/4 PVC Bend	17	piece		
S/PW010116	100mm Ø, 1/4 PVC Bend	10	piece		
S/PW010184	100mm Ø, PVC Cleanout	4	piece		
S/PW02	Water Line System				
S/PW0201	Roughing-ins Including Connecting Machine				
S/PW020102	PPR Pipe				

ITEM CODE	WORK DESCRIPTION AND SCOPE OF WORKS	QTY	UNIT	UNIT COST	TOTAL COST
S/PW02010201	20mm Ø, PPR Pipe	5	piece		
S/PW02010268	20mm Ø x 15mm Ø, PPR Female Threaded Tee	9	piece		
S/PW02010274	20mm Ø, PPR End Cap	9	piece		
S/PW02010286	20mm Ø, PPR Coupling	8	piece		
S/PW0202	Valves and Appurtenances				
S/PW020202	25mm Ø, PPR Gate Valve	4	piece		

ITEM CODE	WORK DESCRIPTION AND SCOPE OF WORKS	QTY	UNIT	UNIT COST	TOTAL COST
S/PW03	Sanitary Fixtures, Fittings and Accessories				
S/PW0301	Bidet with Complete Fittings And Accessories (Water Efficient)	6	set		
S/PW0303	Hose Bibb Lever Type, Stainless, Heavy Duty (Water Efficient)	5	set		
S/PW0310	Lavatory Faucet, Countertop Mounted, Lever Type (Water Efficient)	1	set		
S/PW0314	Lavatory, Wall Mounted, with Complete Fittings and Accessories	1	set		
S/PW0321	Urinal , Flush Valve with Complete Fittings and Accessories (Water Efficient)	2	set		
S/PW0327	Water Closet, Tank-Type with Complete Fittings and Accessories (Water Efficient)	6	set		
S/PW04	Comfort Room Accessories				
S/PW0403	Soap Holder, Ceramic	1	piece		
S/PW0401	Tissue Holder, Ceramic	1	piece		
S/PW0406	Wall Metal Door Hook Hanger	7	set		
S/PW05	Plumbing Fixtures, Fittings and Accessories				
S/PW0501	Angle Valve, Single Way, Stainless	1	piece		
S/PW0502	Angle Valve, Two Way, Stainless	6	piece		
S/PW0503	Flexible Hose, Stainless Steel	7	piece		
S/PW06	Drains				
S/PW0601	Floor Drain, 100mm ϕ , Stainless	10	piece		
MC	Miscellaneous and Consumables				
MC/G06	Hacksaw Blade	1	piece		
MC/G13	All Around Sealant	15	tube		
MC/G14	Solvent Cement, 400cc	1	can		
MC/G15	Teflon Tape	10	roll		
MC/G18	Waste Cloth	1	kg		
		Materials Cost VI-B-S/PW			₱
			Labor Cost VI-B-S/PW		
			Direct Cost VI-B-S/PW		₱
VI-B-EW	ELECTRICAL WORKS				
EW06	Boxes and Fabricated Pullbox				
EW0603	50mm x 100mm Metal Utility Box	2	piece	₱	₱
EW0604	100mm x 100mm Metal Junction Box with Cover	4	piece		
EW11	Lighting Fixtures and Other Devices Lighting Fixtures (Energy Efficient)				
EW11057	T8, 18w LED Tube light	4	set		

ITEM CODE	WORK DESCRIPTION AND SCOPE OF WORKS	QTY	UNIT	UNIT COST	TOTAL COST
MC	Miscellaneous and Consumables				
MC/G06	Hacksaw Blade	1	piece		
MC/G07	Masking Tape	1	roll		
MC/G13	All Around Sealant	1	tube		
MC/E01	Electrical Tape	1	roll		
MC/E04	Rubber Tape	1	roll		
				Material Cost VI-B-EW	₱
				Labor Cost VI-B-EW	
				Direct Cost VI-B-EW	₱
				MATERIALS COST VI-B	₱
				LABOR COST VI-B	
				DIRECT COST VI-B	₱
VI-C	DEPED CR BETWEEN MULTI-PURPOSE HALL AND CASTELO BUILDING C				
VI-C-SW	SITE WORKS				
DEMV009	Removal of Existing Door Including Hardware and Accessories	3	set	₱	₱
DEMV013	Removal of Water Closet Including Accessories	3	piece		
DEMV021	Removal of Existing Floor and Wall Tiles	21	sq.m.		
DEMV027	Removal of Existing Window Panel Including Hardware and Accessories	3	sq.m.		
SW03	Clearing and Cleaning for Painting Preparation	6	sq.m.		
				Direct Cost VI-C-SW (Labor)	₱
VI-C-AW	ARCHITECTURAL WORKS				
AW04	Floor Finishes				
AW0402	400mm x 400mm Non-Skid Homogeneous Floor Tiles Including Adhesive and Grout	7	sq.m.	₱	₱
AW03	Wall Finishes				
AW0306	400mm x 400mm Homogeneous Wall Tiles Including Adhesive and Grout	17	sq.m.		
AWP	Painting Works				
AWP01	Painting Materials (3 Coats)				
AWP0101	Flat Latex Paint Finish (Interior Wall - 3 Coats)	6	sq.m.		
AWP0105	Flat Latex Paint Finish (Ceiling - 3 Coats)	11	sq.m.		
				Materials Cost AW04-AWP	₱
				Labor Cost AW04-AWP	
				Subtotal AW04-AWP	₱

ITEM CODE	WORK DESCRIPTION AND SCOPE OF WORKS	QTY	UNIT	UNIT COST	TOTAL COST
AW01	Fabricated Materials				
AWD01	Installation of Doors				
AWD0101	Doors with Hardware and Accessories				
AWD010165	D6 - (0.9m x 2.1m) PVC Flush Door with Louver	1	set	₱	₱
AWD010160	D4 - (0.7m x 2.1m) PVC Flush Door with Louver	2	set		
AWW	Installation of Windows				
AWW06	W1 - (1.2m x 0.6m) Aluminum Framed Jalousie Window with 6mm thk Glass Blades	3	set		
				Materials Cost AW01	₱
				Labor Cost AW01	
				Subtotal AW01	₱
				Materials Cost VI-C-AW	₱
				Labor Cost VI-C-AW	
				Direct Cost VI-C-AW	₱
VI-C-S/PW	SANITARY / PLUMBING WORKS				
S/PW01	Sewer Line				
S/PW0101	Roughing-ins				
S/PW010102	50mm Ø, PVC Pipe with Hub	1	piece	₱	₱
S/PW010104	100mm Ø, PVC Pipe with Hub	1	piece		
S/PW010111	50mm Ø, PVC P-Trap with Adapter	5	piece		
S/PW010114	50mm Ø, 1/4 PVC Bend	5	piece		
S/PW010116	100mm Ø, 1/4 PVC Bend	6	piece		
S/PW010184	100mm Ø, PVC Cleanout	3	piece		
S/PW02	Water Line System				
S/PW0201	Roughing-ins Including Connecting Machine				
S/PW020102	PPR Pipe				
S/PW02010201	20mm Ø, PPR Pipe	2	piece		
S/PW02010268	20mm Ø x 15mm Ø, PPR Female Threaded Tee	3	piece		
S/PW02010274	20mm Ø, PPR End Cap	3	piece		
S/PW02010286	20mm Ø, PPR Coupling	4	piece		
S/PW0202	Valves and Appurtenances				
S/PW020202	25mm Ø, PPR Gate Valve	2	piece		
S/PW03	Sanitary Fixtures, Fittings and Accessories				
S/PW0301	Bidet with Complete Fittings And Accessories (Water Efficient)	3	set		
S/PW0303	Hose Bibb Lever Type, Stainless, Heavy Duty (Water Efficient)	8	set		
S/PW0327	Water Closet, Tank-Type with Complete Fittings and Accessories (Water Efficient)	3	set		
S/PW04	Comfort Room Accessories				
S/PW0401	Tissue Holder, Ceramic	1	piece		

ITEM CODE	WORK DESCRIPTION AND SCOPE OF WORKS	QTY	UNIT	UNIT COST	TOTAL COST
S/PW0403	Soap Holder, Ceramic	1	piece		
S/PW0406	Wall Metal Door Hook Hanger	3	set		
S/PW05	Plumbing Fixtures, Fittings and Accessories				
S/PW0502	Angle Valve, Two Way, Stainless	3	piece		
S/PW0503	Flexible Hose, Stainless Steel	3	piece		
S/PW06	Drains				
S/PW0601	Floor Drain, 100mm ø, Stainless	5	piece		

ITEM CODE	WORK DESCRIPTION AND SCOPE OF WORKS	QTY	UNIT	UNIT COST	TOTAL COST
MC	Miscellaneous and Consumables				
MC/G06	Hacksaw Blade	1	piece		
MC/G13	All Around Sealant	2	tube		
MC/G14	Solvent Cement, 400cc	1	can		
MC/G15	Teflon Tape	8	roll		
MC/G18	Waste Cloth	1	kg		
		Materials Cost VI-C-S/PW			₱
		Labor Cost VI-C-S/PW			
		Direct Cost VI-C-S/PW			₱
VI-C-EW	ELECTRICAL WORKS				
EW11	Lighting Fixtures (Energy Efficient)				
EW11098	18W LED Bulb	6	piece	₱	₱
MC	Miscellaneous and Consumables				
MC-G13	All Around Sealant	1	tube		
MC-E01	Electrical Tape	1	roll		
MC-E04	Masking Tape	1	roll		
		Material Cost VI-C-EW			₱
		Labor Cost VI-C-EW			
		Direct Cost VI-C-EW			₱
		MATERIALS COST VI-C			₱
		LABOR COST VI-C			
		DIRECT COST VI-C			₱
VI-D	DEPED CR BETWEEN GABRIELA BUILDING A AND CASTELO BUILDING D				
VI-D-SW	SITE WORKS				
DEMV009	Removal of Existing Door Including Hardware and Accessories	3	set	₱	₱
DEMV011	Removal of Lavatory Including Accessories	1	piece		
DEMV013	Removal of Water Closet Including Accessories	3	piece		
DEMV021	Removal of Existing Floor and Wall Tiles	23	sq.m.		
SW03	Clearing and Cleaning for Painting Preparation	7	sq.m.		
		Direct Cost VI-D-SW (Labor)			₱
VI-D-AW	ARCHITECTURAL WORKS				
AW04	Floor Finishes				
AW0402	400mm x 400mm Non-Skid Homogeneous Floor Tiles Including Adhesive and Grout	7	sq.m.	₱	₱
AW03	Wall Finishes				
AW0306	400mm x 400mm Homogeneous Wall Tiles Including Adhesive and Grout	18	sq.m.		
AWP	Painting Works				

ITEM CODE	WORK DESCRIPTION AND SCOPE OF WORKS	QTY	UNIT	UNIT COST	TOTAL COST
AWP01	Painting Materials (3 Coats)				
AWP0101	Flat Latex Paint Finish (Interior Wall - 3 Coats)	6	sq.m.		
AWP0105	Flat Latex Paint Finish (Ceiling - 3 Coats)	6	sq.m.		
		Materials Cost AW04-AWP			₱
		Labor Cost AW04-AWP			
			Subtotal AW04-AWP		₱

ITEM CODE	WORK DESCRIPTION AND SCOPE OF WORKS	QTY	UNIT	UNIT COST	TOTAL COST
AW01	Fabricated Materials				
AWD01	Installation of Doors				
AWD0101	Doors with Hardware and Accessories				
AWD010165	D6 - (0.9m x 2.1m) PVC Flush Door with Louver	1	set	₱	₱
AWD010160	D4 - (0.7m x 2.1m) PVC Flush Door with Louver	2	set		
			Materials Cost AW01		₱
			Labor Cost AW01		
			Subtotal AW01		₱
			Materials Cost VI-D-AW		₱
			Labor Cost VI-D-AW		
			Direct Cost VI-D-AW		₱
VI-D-S/PW	SANITARY / PLUMBING WORKS				
S/PW01	Sewer Line				
S/PW0101	Roughing-ins				
S/PW010102	50mm Ø, PVC Pipe with Hub	1	piece	₱	₱
S/PW010104	100mm Ø, PVC Pipe with Hub	1	piece		
S/PW010111	50mm Ø, PVC P-Trap with Adapter	6	piece		
S/PW010114	50mm Ø, 1/4 PVC Bend	6	piece		
S/PW010116	100mm Ø, 1/4 PVC Bend	6	piece		
S/PW010184	100mm Ø, PVC Cleanout	3	piece		
S/PW02	Water Line System				
S/PW0201	Roughing-ins Including Connecting Machine				
S/PW020102	PPR Pipe				
S/PW02010201	20mm Ø, PPR Pipe	2	piece		
S/PW02010268	20mm Ø x 15mm Ø, PPR Female Threaded Tee	4	piece		
S/PW02010274	20mm Ø, PPR End Cap	4	piece		
S/PW02010286	20mm Ø, PPR Coupling	4	piece		
S/PW0202	Valves and Appurtenances				
S/PW020202	25mm Ø, PPR Gate Valve	2	piece		
S/PW03	Sanitary Fixtures, Fittings and Accessories				
S/PW0301	Bidet with Complete Fittings And Accessories (Water Efficient)	3	set		
S/PW0303	Hose Bibb Lever Type, Stainless, Heavy Duty (Water Efficient)	12	set		
S/PW0310	Lavatory Faucet, Countertop Mounted, Lever Type (Water Efficient)	1	set		
S/PW0314	Lavatory, Wall Mounted, with Complete Fittings and Accessories	1	set		
S/PW0327	Water Closet, Tank-Type with Complete Fittings and Accessories (Water Efficient)	3	set		
S/PW04	Comfort Room Accessories				

ITEM CODE	WORK DESCRIPTION AND SCOPE OF WORKS	QTY	UNIT	UNIT COST	TOTAL COST
S/PW0401	Tissue Holder, Ceramic	1	piece		
S/PW0403	Soap Holder, Ceramic	1	piece		
S/PW0406	Wall Metal Door Hook Hanger	3	set		
S/PW05	Plumbing Fixtures, Fittings and Accessories				
S/PW0501	Angle Valve, Single Way, Stainless	1	piece		
S/PW0502	Angle Valve, Two Way, Stainless	3	piece		
S/PW0503	Flexible Hose, Stainless Steel	4	piece		
S/PW06	Drains				
S/PW0601	Floor Drain, 100mm ø, Stainless	5	piece		

ITEM CODE	WORK DESCRIPTION AND SCOPE OF WORKS	QTY	UNIT	UNIT COST	TOTAL COST
MC	Miscellaneous and Consumables				
MC/G06	Hacksaw Blade	1	piece		
MC/G13	All Around Sealant	2	tube		
MC/G14	Solvent Cement, 400cc	1	can		
MC/G15	Teflon Tape	8	roll		
MC/G18	Waste Cloth	1	kg		
		Materials Cost VI-D-S/PW			₱
		Labor Cost VI-D-S/PW			
		Direct Cost VI-D-S/PW			₱
VI-D-EW	ELECTRICAL WORKS				
EW11	Lighting Fixtures (Energy Efficient)				
EW11098	18W LED bulb	6	piece	₱	₱
MC	Miscellaneous and Consumables				
MC/G13	All Around Sealant	1	tube		
MC/E01	Electrical Tape	1	roll		
MC/E04	Masking Tape	1	roll		
		Materials Cost VI-D-EW			₱
		Labor Cost VI-D-EW			
		Direct Cost VI-D-EW			₱
		MATERIALS COST VI-D			₱
		LABOR COST VI-D			
		DIRECT COST VI-D			₱
VI-E	DEPED CR BETWEEN GABRIELA BUILDING A AND CASTELO BUILDING E				
VI-E-SW	SITE WORKS				
DEMV009	Removal of Existing Door Including Hardware and Accessories	3	set	₱	₱
DEMV011	Removal of Lavatory Including Accessories	1	piece		
DEMV013	Removal of Water Closet Including Accessories	3	piece		
SW03	Clearing and Cleaning for Painting Preparation	7	sq.m.		
		Direct Cost VI-E-SW (Labor)			₱
VI-E-AW	ARCHITECTURAL WORKS				
AW04	Floor Finishes				
AW0402	400mm x 400mm Non-Skid Homogeneous Floor Tiles Including Adhesive and Grout	7	sq.m.	₱	₱
AW03	Wall Finishes				
AW0306	400mm x 400mm Homogeneous Wall Tiles Including Adhesive and Grout	18	sq.m.		
AWP	Painting Works				
AWP01	Painting Materials (3 Coats)				

ITEM CODE	WORK DESCRIPTION AND SCOPE OF WORKS	QTY	UNIT	UNIT COST	TOTAL COST
AWP0101	Flat Latex Paint Finish (Interior Wall - 3 Coats)	6	sq.m.		
AWP0105	Flat Latex Paint Finish (Ceiling - 3 Coats)	6	sq.m.		
		Materials Cost AW04-AWP			₱
		Labor Cost AW04-AWP			
		Subtotal AW04-AWP			₱

ITEM CODE	WORK DESCRIPTION AND SCOPE OF WORKS	QTY	UNIT	UNIT COST	TOTAL COST
AW01	Fabricated Materials				
AWD01	Installation of Doors				
AWD0101	Doors with Hardware and Accessories				
AWD010165	D6 - (0.9m x 2.1m) PVC Flush Door with Louver	1	set	₱	₱
AWD010160	D4 - (0.7m x 2.1m) PVC Flush Door with Louver	2	set		
				Materials Cost AW01	₱
				Labor Cost AW01	
				Subtotal AW01	₱
				Materials Cost VI-E-AW	₱
				Labor Cost VI-E-AW	
				Direct Cost VI-E-AW	₱
VI-E-S/PW	SANITARY / PLUMBING WORKS				
S/PW01	Sewer Line				
S/PW0101	Roughing-ins				
S/PW010102	50mm Ø, PVC Pipe with Hub	1	piece	₱	₱
S/PW010104	100mm Ø, PVC Pipe with Hub	1	piece		
S/PW010111	50mm Ø, PVC P-Trap with Adapter	6	piece		
S/PW010114	50mm Ø, 1/4 PVC Bend	6	piece		
S/PW010116	100mm Ø, 1/4 PVC Bend	6	piece		
S/PW010184	100mm Ø, PVC Cleanout	3	piece		
S/PW02	Water Line System				
S/PW0201	Roughing-ins Including Connecting Machine				
S/PW020102	PPR Pipe				
S/PW02010201	20mm Ø, PPR Pipe	2	piece		
S/PW02010268	20mm Ø x 15mm Ø, PPR Female Threaded Tee	4	piece		
S/PW02010274	20mm Ø, PPR End Cap	4	piece		
S/PW02010286	20mm Ø, PPR Coupling	4	piece		
S/PW0202	Valves and Appurtenances				
S/PW020202	25mm Ø, PPR Gate Valve	2	piece		
S/PW03	Sanitary Fixtures, Fittings and Accessories				
S/PW0301	Bidet with Complete Fittings And Accessories (Water Efficient)	3	set		
S/PW0303	Hose Bibb Lever Type, Stainless, Heavy Duty (Water Efficient)	12	set		
S/PW0310	Lavatory Faucet, Countertop Mounted, Lever Type (Water Efficient)	1	set		
S/PW0314	Lavatory, Wall Mounted, with Complete Fittings and Accessories	1	set		
S/PW0327	Water Closet, Tank-Type with Complete Fittings and Accessories (Water Efficient)	3	set		
S/PW04	Comfort Room Accessories				
S/PW0401	Tissue Holder, Ceramic	1	piece		

ITEM CODE	WORK DESCRIPTION AND SCOPE OF WORKS	QTY	UNIT	UNIT COST	TOTAL COST
S/PW0403	Soap Holder, Ceramic	1	piece		
S/PW0406	Wall Metal Door Hook Hanger	3	set		
S/PW05	Plumbing Fixtures, Fittings and Accessories				
S/PW0501	Angle Valve, Single Way, Stainless	1	piece		
S/PW0502	Angle Valve, Two Way, Stainless	3	piece		
S/PW0503	Flexible Hose, Stainless Steel	4	piece		
S/PW06	Drains				
S/PW0601	Floor Drain, 100mm Ø, Stainless	5	piece		

ITEM CODE	WORK DESCRIPTION AND SCOPE OF WORKS	QTY	UNIT	UNIT COST	TOTAL COST
MC	Miscellaneous and Consumables				
MC/G06	Hacksaw Blade	1	piece		
MC/G13	All Around Sealant	2	tube		
MC/G14	Solvent Cement, 400cc	1	can		
MC/G15	Teflon Tape	8	roll		
MC/G18	Waste Cloth	1	kg		
		Materials Cost VI-E-S/PW			₱
			Labor Cost VI-E-S-PW		
			Direct Cost VI-E-S-PW		₱
VI-E-EW	ELECTRICAL WORKS				
EW11	Lighting Fixtures (Energy Efficient)				
EW11098	18W LED Bulb	6	piece	₱	₱
MC	Miscellaneous and Consumables				
MC-G13	All Around Sealant	1	tube		
MC-E01	Electrical Tape	1	roll		
MC-E04	Masking Tape	1	roll		
		Materials Cost VI-E-EW			₱
			Labor Cost VI-E-EW		
			Direct Cost VI-E-EW		₱
		MATERIALS COST VI-E			₱
			LABOR COST VI-E		
			DIRECT COST VI-E		₱
		MATERIALS COST VI			₱
			LABOR COST VI		
			DIRECT COST VI		₱
UTI	UTILITY AND ANCILLARY WORKS				
UTI-SW	SITE WORKS				
104c	Removal of Existing Concrete Pavement	92	sq.m.	₱	₱
SW04	Backfill and Compaction	26	cu.m.		
SW05	Excavation for Waterline Pipes	27	cu.m.		
		Direct Cost UTI-SW (Labor)			₱
UTI-CWS	CIVIL WORKS / STRUCTURAL WORKS				
CWSMA	Masonry Works				
CWSMA16	Concrete/Floor Topping 100mm thick	10	sq.m.	₱	₱
		Materials Cost UTI-CWS			₱
			Labor Cost UTI-CWS		

ITEM CODE	WORK DESCRIPTION AND SCOPE OF WORKS	QTY	UNIT	UNIT COST	TOTAL COST
			Direct Cost UTI-CWS		₱

ITEM CODE	WORK DESCRIPTION AND SCOPE OF WORKS	QTY	UNIT	UNIT COST	TOTAL COST
UTI-S/PW	SANITARY / PLUMBING WORKS				
S/PW02	Water Line System				
S/PW0201	Roughing-ins Including Connecting Machine				
S/PW020102	PPR Pipe				
S/PW02010204	40mm Ø, PPR Pipe	8	piece	₱	₱
S/PW02010205	50mm Ø, PPR Pipe	43	piece		
S/PW02010206	65mm Ø, PPR Pipe	41	piece		
S/PW02010207	75mm Ø, PPR Pipe	14	piece		
S/PW02010235	75mm Ø x 50mm Ø, Tee Unequal	1	piece		
S/PW02010247	50mm Ø x 40mm Ø, PPR Reducer	2	piece		
S/PW02010252	75mm Ø x 65mm Ø, PPR Reducer	11	piece		
S/PW02010260	40mm Ø x 40mm Ø, PPR 90° Elbow	8	piece		
S/PW02010261	50mm Ø x 50mm Ø, PPR 90° Elbow	12	piece		
S/PW02010262	65mm Ø x 65mm Ø, PPR 90° Elbow	4	piece		
S/PW02010263	75mm Ø x 75mm Ø, PPR 90° Elbow	5	piece		
S/PW02010281	50mm Ø, Union Patent	4	piece		
S/PW02010282	65mm Ø, Union Patent	2	piece		
S/PW02010290	50mm Ø, PPR Coupling	45	piece		
S/PW02010291	65mm Ø, PPR Coupling	43	piece		
S/PW02010292	75mm Ø, PPR Coupling	17	piece		
S/PW02010302	75mm Ø, Male Adaptor	2	piece		
S/PW0202	Valves and Appurtenances				
S/PW020205	50mm Ø, PPR Gate Valve	2	piece		
S/PW020206	65mm Ø, PPR Gate Valve	1	piece		
S/PW020213	50mm Ø, PPR Check Valve	2	piece		
S/PW020214	65mm Ø, PPR Check Valve	1	piece		
S/PW020220	65mm Ø, PPR Foot Valve with Strainer	2	piece		
S/PW020225	65mm Ø, PPR Float Valve	1	piece		
S/PW020236	75mm Ø, Water Meter	1	piece		
MC	Miscellaneous and Consumables				
MC/G06	Hacksaw Blade	2	piece		
MC/G15	Teflon Tape	28	roll		
MC/G18	Waste Cloth	1	kg		
S/PW09	Equipment and Accessories				
S/PW0905	Booster Pump				
S/PW090201b	Centrifugally end-section, cast-iron construction, hard plastic impeller, double mechanical seal with a capacity of 60.0 GPM against 110 FT. TDH, close coupled to a 3.0 HP, 220V, 1Ø, 60 Hz, high efficient motor complete with magnetic starter and other accessories for and or alternate operation and parallel operation needed.	2	set		

ITEM CODE	WORK DESCRIPTION AND SCOPE OF WORKS	QTY	UNIT	UNIT COST	TOTAL COST
S/PW090201c	Centrifugally end-section, cast-iron construction, hard plastic impeller, double mechanical seal with a capacity of 80.0 GPM against 100 FT. TDH, close coupled to a 3.5 HP, 220V, 1Ø, 60 Hz, high efficient motor complete with magnetic starter and other accessories for and or alternate operation and parallel operation needed.	2	set		

ITEM CODE	WORK DESCRIPTION AND SCOPE OF WORKS	QTY	UNIT	UNIT COST	TOTAL COST
S/PW0906	Pressure Tank				
S/PW090202a	Stainless steel, Ga #14, 200 Gallons capacity, complete with inlet port, outlet port, drain port, pressure gauge, and pressure switch set at 20/40 psi cut-in/cut-off pressure & other accessories to complete system.	1	set		
S/PW090202b	Stainless steel, Ga #14, 250 Gallons capacity, complete with inlet port, outlet port, drain port, pressure gauge, and pressure switch set at 20/40 psi cut-in/cut-off pressure & other accessories to complete system.	1	set		
S/PW090203e	Water Tank				
S/PW090203f	Stainless steel construction, 1/4" thick with a capacity of 3,000 Liters, complete with manhole ladder rung, saddle strap, inlet port, outlet port, vent, drain port and manhole cover. Vertically installed.	2	set		
		Materials Cost UTI-S/PW			₱
		Labor Cost UTI-S/PW			
		Direct Cost UTI-S/PW			₱
UTI-EW	ELECTRICAL WORKS				
EW01	Pipes				
EW0112	25mm Ø, IMC Pipe	5	piece	₱	₱
EW05	Fittings and Accessories				
EW05033	25mm Ø, IMC Elbow	3	piece		
EW05043	25mm Ø, IMC Locknut and Bushing	6	pairs		
EW05053	25mm Ø, IMC Coupling	4	piece		
EW06	Boxes and Fabricated Pullbox				
EW0603	50mm x 100mm Metal Utility Box	3	piece		
EW0604	100mm x 100mm Metal Junction Box with Cover	3	piece		
EW09	Wires and Cables				
EW0901	THHN Wires				
EW090104b	8.0mm² THHN Wire	40	l.m.		
EW0902	THW Wires				
EW090204b	8.0mm² THW Wire	15	l.m.		
EW1403	Enclosed Circuit Breaker (ECB)				
EW140114	40AT, 3P, 230V, MCCB	2	assy		
MC	Miscellaneous and Consumables				
MC/G06	Hacksaw Blade	3	piece		
MC/G07	Masking Tape	3	roll		
MC/G13	All Around Sealant	1	tube		
MC/E01	Electrical Tape	3	roll		
MC/E04	Rubber Tape	3	roll		

ITEM CODE	WORK DESCRIPTION AND SCOPE OF WORKS	QTY	UNIT	UNIT COST	TOTAL COST
				Materials Cost UTI-EW	₱
				Labor UTI-EW	
				Direct Cost UTI-EW	₱
				MATERIALS COST UTI	₱
				LABOR COST UTI	
				DIRECT COST UTI	₱

ITEM CODE	WORK DESCRIPTION AND SCOPE OF WORKS	QTY	UNIT	UNIT COST	TOTAL COST
-----------	-------------------------------------	-----	------	-----------	------------

SUMMARY

ITEM NO	WORK DESCRIPTION AND SCOPE OF WORKS		TOTAL COST
OGR	OTHER GENERAL REQUIREMENTS		₱
	TOTAL DIRECT COST A		₱
GR	GENERAL REQUIREMENTS		₱
I	REHABILITATION OF COMFORT ROOM AT DPWH BUILDING		
II	REHABILITATION OF COMFORT ROOM AT MARCOS BUILDING		
III	REHABILITATION OF COMFORT ROOM MULTI PURPOSE HALL		
IV	REHABILITATION OF COMFORT ROOM AT CASTELO BUILDING		
V	REHABILITATION OF COMFORT ROOM AT GABRIELA BUILDING		
VI	REHABILITATION OF STAND ALONE COMFORT ROOMS		
UTI	UTILITY AND ANCILLARY WORKS		
NOTE: Strictly enforce health protocol relative to the latest applicable DPWH Memorandum.	TOTAL DIRECT COST B		₱
	Overhead, Contingencies and Miscellaneous Expenses (OCM)		
	Profit		
	TOTAL ESTIMATED COST B		₱
	TOTAL DIRECT COST A		₱
	TOTAL ESTIMATED COST B		₱
	TOTAL ESTIMATED COST		₱
	VAT		₱
	TOTAL APPROVED BUDGET FOR THE CONTRACT		₱

Section IX. Checklist of Technical and Financial Documents

Notes on the Checklist of Technical and Financial Documents

The prescribed documents in the checklist are mandatory to be submitted in the Bid, but shall be subject to the following:

- a. GPPB Resolution No. 09-2020 on the efficient procurement measures during a State of Calamity or other similar issuances that shall allow the use of alternate documents in lieu of the mandated requirements; or
- b. any subsequent GPPB issuances adjusting the documentary requirements after the effectivity of the adoption of the PBDs.

The BAC shall be checking the submitted documents of each Bidder against this checklist to ascertain if they are all present, using a non-discretionary “pass/fail” criterion pursuant to Section 30 of the 2016 revised IRR of RA No. 9184.

Checklist of Technical and Financial Documents

I. TECHNICAL COMPONENT ENVELOPE

Class “A” Documents

Legal Documents

- ☐ (a) Valid PhilGEPS Registration Certificate (Platinum Membership) (all pages);
and
- ☐ (b) Registration certificate from Securities and Exchange Commission (SEC), Department of Trade and Industry (DTI) for sole proprietorship, or Cooperative Development Authority (CDA) for cooperatives or its equivalent document;
and
- ☐ (c) Mayor’s or Business permit issued by the city or municipality where the principal place of business of the prospective bidder is located, or the equivalent document for Exclusive Economic Zones or Areas;
and
- ☐ (e) Tax clearance per E.O. No. 398, s. 2005, as finally reviewed and approved by the Bureau of Internal Revenue (BIR).

Technical Documents

- ☐ (f) Statement of the prospective bidder of all its ongoing government and private contracts, including contracts awarded but not yet started, if any, whether similar or not similar in nature and complexity to the contract to be bid (*please see attached prescribed forms required by the QC – BAC for Infrastructure and Consultancy*); **and**
- ☐ (g) Statement of the bidder’s Single Largest Completed Contract (SLCC) similar to the contract to be bid, except under conditions provided under the rules with an attached Notice of Award, Notice to Proceed, Contract and Certificate of Acceptance (*please see attached prescribed form required by the QC – BAC for Infrastructure and Consultancy*); **and**
- ☐ (h) Philippine Contractors Accreditation Board (PCAB) License;
or
Special PCAB License in case of Joint Ventures;
and registration for the type and cost of the contract to be bid; **and**
- ☐ (i) Original copy of Bid Security. If in the form of a Surety Bond, submit also a certification issued by the Insurance Commission;
or
Original copy of Notarized Bid Securing Declaration; **and**
- ☐ (j) Project Requirements, which shall include the following:
 - ☐ a. Organizational chart for the contract to be bid;
 - ☐ b. List of contractor’s key personnel (*e.g.*, Project Manager, Project Engineers, Materials Engineers, and Foremen), to be assigned to the contract to be bid, with their complete qualification and experience data (*please see attached prescribed form required by the QC – BAC for Infrastructure and Consultancy*);
 - ☐ c. List of contractor’s major equipment units, which are owned, leased, and/or under purchase agreements, supported by proof of ownership or certification of availability of equipment from the equipment

lessor/vendor for the duration of the project, as the case may be (*please see attached prescribed form required by the QC – BAC for Infrastructure and Consultancy*); **and**

- ☐ (k) Original duly signed Omnibus Sworn Statement (OSS); **and** if applicable, Original Notarized Secretary's Certificate in case of a corporation, partnership, or cooperative; or Original Special Power of Attorney of all members of the joint venture giving full power and authority to its officer to sign the OSS and do acts to represent the Bidder.

Additional Technical Requirements:

- ☐ • Certificate of Site Inspection or Affidavit of Site Inspection as part of Omnibus Sworn Statement
- ☐ • Affidavit of Undertaking for Key Personnel and Equipment (*please see attached prescribed form required by the QC – BAC for Infrastructure and Consultancy*)
- ☐ • Equipment Utilization Schedule
- ☐ • Manpower Schedule
- ☐ • Construction Schedule and S-Curve
- ☐ • PERT-CMP
- ☐ • Construction Methods

Financial Documents

- ☐ (l) The prospective bidder's audited financial statements, showing, among others, the prospective bidder's total and current assets and liabilities, stamped "received" by the BIR or its duly accredited and authorized institutions, for the preceding calendar year which should not be earlier than two (2) years from the date of bid submission; **and**
- ☐ (m) The prospective bidder's computation of Net Financial Contracting Capacity (NFCC) (*please see attached prescribed form required by the QC – BAC for Infrastructure and Consultancy*).

Class "B" Documents

- ☐ (n) If applicable, duly signed joint venture agreement (JVA) in accordance with RA No. 4566 and its IRR in case the joint venture is already in existence; **or** duly notarized statements from all the potential joint venture partners stating that they will enter into and abide by the provisions of the JVA in the instance that the bid is successful.

II. FINANCIAL COMPONENT ENVELOPE

- ☐ (o) Original of duly signed and accomplished Financial Bid Form; **and**

Other documentary requirements under RA No. 9184

- ☐ (p) Original of duly signed Bid Prices in the Bill of Quantities; **and**
- ☐ (q) Duly accomplished Detailed Estimates Form, including a summary sheet indicating the unit prices of construction materials, labor rates, and equipment rentals used in coming up with the Bid; **and**
- ☐ (r) Cash Flow by Quarter.

Bid Form for the Procurement of Infrastructure Projects
[shall be submitted with the Bid]

BID FORM

Date : _____
Project Identification No. : _____

To: *[name and address of Procuring Entity]*

Having examined the Philippine Bidding Documents (PBDs) including the Supplemental or Bid Bulletin Numbers *[insert numbers]*, the receipt of which is hereby duly acknowledged, we, the undersigned, declare that:

- a. We have no reservation to the PBDs, including the Supplemental or Bid Bulletins, for the Procurement Project: *[insert name of contract]*;
- b. We offer to execute the Works for this Contract in accordance with the PBDs;
- c. The total price of our Bid in words and figures, excluding any discounts offered below is: *[insert information]*;
- d. The discounts offered and the methodology for their application are: *[insert information]*;
- e. The total bid price includes the cost of all taxes, such as, but not limited to: *[specify the applicable taxes, e.g. (i) value added tax (VAT), (ii) income tax, (iii) local taxes, and (iv) other fiscal levies and duties]*, which are itemized herein and reflected in the detailed estimates,
- f. Our Bid shall be valid within the a period stated in the PBDs, and it shall remain binding upon us at any time before the expiration of that period;
- g. If our Bid is accepted, we commit to obtain a Performance Security in the amount of *[insert percentage amount]* percent of the Contract Price for the due performance of the Contract, or a Performance Securing Declaration in lieu of the the allowable forms of Performance Security, subject to the terms and conditions of issued GPPB guidelines¹ for this purpose;
- h. We are not participating, as Bidders, in more than one Bid in this bidding process, other than alternative offers in accordance with the Bidding Documents;
- i. We understand that this Bid, together with your written acceptance thereof included in your notification of award, shall constitute a binding contract between us, until a formal Contract is prepared and executed; and
- j. We understand that you are not bound to accept the Lowest Calculated Bid or any other Bid that you may receive.

¹ currently based on GPPB Resolution No. 09-2020

- k. We likewise certify/confirm that the undersigned, is the duly authorized representative of the bidder, and granted full power and authority to do, execute and perform any and all acts necessary to participate, submit the bid, and to sign and execute the ensuing contract for the [Name of Project] of the [Name of the Procuring Entity].
- l. We acknowledge that failure to sign each and every page of this Bid Form, including the Bill of Quantities, shall be a ground for the rejection of our bid.

Name: _____

Legal Capacity: _____

Signature: _____

Duly authorized to sign the Bid for and behalf of: _____

Date: _____

Bid Securing Declaration Form

[shall be submitted with the Bid if bidder opts to provide this form of bid security]

REPUBLIC OF THE PHILIPPINES)

CITY OF _____) S.S.

BID SECURING DECLARATION **Project Identification No.: *[Insert number]***

To: *[Insert name and address of the Procuring Entity]*

I/We, the undersigned, declare that:

1. I/We understand that, according to your conditions, bids must be supported by a Bid Security, which may be in the form of a Bid Securing Declaration.
2. I/We accept that: (a) I/we will be automatically disqualified from bidding for any procurement contract with any procuring entity for a period of two (2) years upon receipt of your Blacklisting Order; and, (b) I/we will pay the applicable fine provided under Section 6 of the Guidelines on the Use of Bid Securing Declaration, within fifteen (15) days from receipt of the written demand by the procuring entity for the commission of acts resulting to the enforcement of the bid securing declaration under Sections 23.1(b), 34.2, 40.1 and 69.1, except 69.1(f), of the IRR of RA No. 9184; without prejudice to other legal action the government may undertake.
3. I/We understand that this Bid Securing Declaration shall cease to be valid on the following circumstances:
 - a. Upon expiration of the bid validity period, or any extension thereof pursuant to your request;
 - b. I am/we are declared ineligible or post-disqualified upon receipt of your notice to such effect, and (i) I/we failed to timely file a request for reconsideration or (ii) I/we filed a waiver to avail of said right; and
 - c. I am/we are declared the bidder with the Lowest Calculated Responsive Bid, and I/we have furnished the performance security and signed the Contract.

IN WITNESS WHEREOF, I/We have hereunto set my/our hand/s this ____ day of *[month]* *[year]* at *[place of execution]*.

[Insert NAME OF BIDDER OR ITS AUTHORIZED REPRESENTATIVE]

[Insert signatory's legal capacity]

Affiant

[Jurat]

[Format shall be based on the latest Rules on Notarial Practice]

Omnibus Sworn Statement (Revised)
[shall be submitted with the Bid]

REPUBLIC OF THE PHILIPPINES)
CITY/MUNICIPALITY OF _____) S.S.

AFFIDAVIT

I, [Name of Affiant], of legal age, [Civil Status], [Nationality], and residing at [Address of Affiant], after having been duly sworn in accordance with law, do hereby depose and state that:

1. *[Select one, delete the other:]*

[If a sole proprietorship:] I am the sole proprietor or authorized representative of [Name of Bidder] with office address at [address of Bidder];

[If a partnership, corporation, cooperative, or joint venture:] I am the duly authorized and designated representative of [Name of Bidder] with office address at [address of Bidder];

2. *[Select one, delete the other:]*

[If a sole proprietorship:] As the owner and sole proprietor, or authorized representative of [Name of Bidder], I have full power and authority to do, execute and perform any and all acts necessary to participate, submit the bid, and to sign and execute the ensuing contract for [Name of the Project] of the [Name of the Procuring Entity], as shown in the attached duly notarized Special Power of Attorney;

[If a partnership, corporation, cooperative, or joint venture:] I am granted full power and authority to do, execute and perform any and all acts necessary to participate, submit the bid, and to sign and execute the ensuing contract for [Name of the Project] of the [Name of the Procuring Entity], as shown in the attached [state title of attached document showing proof of authorization (e.g., duly notarized Secretary's Certificate, Board/Partnership Resolution, or Special Power of Attorney, whichever is applicable)];

3. [Name of Bidder] is not "blacklisted" or barred from bidding by the Government of the Philippines or any of its agencies, offices, corporations, or Local Government Units, foreign government/foreign or international financing institution whose blacklisting rules have been recognized by the Government Procurement Policy Board, **by itself or by relation, membership, association, affiliation, or controlling interest with another blacklisted person or entity as defined and provided for in the Uniform Guidelines on Blacklisting;**

4. Each of the documents submitted in satisfaction of the bidding requirements is an authentic copy of the original, complete, and all statements and information provided therein are true and correct;

5. [Name of Bidder] is authorizing the Head of the Procuring Entity or its duly authorized representative(s) to verify all the documents submitted;

6. *[Select one, delete the rest:]*

[If a sole proprietorship:] The owner or sole proprietor is not related to the Head of the Procuring Entity, members of the Bids and Awards Committee (BAC), the Technical Working Group, and the BAC Secretariat, the head of the Project Management Office or the end-user unit, and the project consultants by consanguinity or affinity up to the third civil degree;

[If a partnership or cooperative:] None of the officers and members of [Name of Bidder] is related to the Head of the Procuring Entity, members of the Bids and Awards Committee (BAC), the Technical Working Group, and the BAC Secretariat, the head of the Project

Management Office or the end-user unit, and the project consultants by consanguinity or affinity up to the third civil degree;

[If a corporation or joint venture:] None of the officers, directors, and controlling stockholders of *[Name of Bidder]* is related to the Head of the Procuring Entity, members of the Bids and Awards Committee (BAC), the Technical Working Group, and the BAC Secretariat, the head of the Project Management Office or the end-user unit, and the project consultants by consanguinity or affinity up to the third civil degree;

7. *[Name of Bidder]* complies with existing labor laws and standards; and
8. *[Name of Bidder]* is aware of and has undertaken the responsibilities as a Bidder in compliance with the Philippine Bidding Documents, which includes:
 - a. Carefully examining all of the Bidding Documents;
 - b. Acknowledging all conditions, local or otherwise, affecting the implementation of the Contract;
 - c. Making an estimate of the facilities available and needed for the contract to be bid, if any; and
 - d. Inquiring or securing Supplemental/Bid Bulletin(s) issued for the *[Name of the Project]*.
9. *[Name of Bidder]* did not give or pay directly or indirectly, any commission, amount, fee, or any form of consideration, pecuniary or otherwise, to any person or official, personnel or representative of the government in relation to any procurement project or activity.
10. **In case advance payment was made or given, failure to perform or deliver any of the obligations and undertakings in the contract shall be sufficient grounds to constitute criminal liability for Swindling (Estafa) or the commission of fraud with unfaithfulness or abuse of confidence through misappropriating or converting any payment received by a person or entity under an obligation involving the duty to deliver certain goods or services, to the prejudice of the public and the government of the Philippines pursuant to Article 315 of Act No. 3815 s. 1930, as amended, or the Revised Penal Code.**
11. We pledge that the project will be completed in accordance and congruency with the approved plans and programs.

IN WITNESS WHEREOF, I have hereunto set my hand this ___ day of _____ 20__ at _____, Philippines.

[Insert NAME OF BIDDER OR ITS AUTHORIZED REPRESENTATIVE]

[Insert signatory's legal capacity]
Affiant

[Jurat]

[Format shall be based on the latest Rules on Notarial Practice]

Contract Agreement Form for the Procurement of Infrastructure Projects (Revised)

[not required to be submitted with the Bid, but it shall be submitted within ten (10) days after receiving the Notice of Award]

CONTRACT AGREEMENT

THIS AGREEMENT, made this *[insert date]* day of *[insert month]*, *[insert year]* between *[name and address of PROCURING ENTITY]* (hereinafter called the "Entity") and *[name and address of Contractor]* (hereinafter called the "Contractor").

WHEREAS, the Entity is desirous that the Contractor execute *[name and identification number of contract]* (hereinafter called "the Works") and the Entity has accepted the Bid for *[contract price in words and figures in specified currency]* by the Contractor for the execution and completion of such Works and the remedying of any defects therein.

NOW THIS AGREEMENT WITNESSETH AS FOLLOWS:

1. In this Agreement, words and expressions shall have the same meanings as are respectively assigned to them in the Conditions of Contract hereinafter referred to.
2. The following documents as required by the 2016 revised Implementing Rules and Regulations of Republic Act No. 9184 shall be deemed to form and be read and construed as part of this Agreement, viz.:
 - a. Philippine Bidding Documents (PBDs);
 - i. Drawings/Plans;
 - ii. Specifications;
 - iii. Bill of Quantities;
 - iv. General and Special Conditions of Contract;
 - v. Supplemental or Bid Bulletins, if any;
 - b. Winning bidder's bid, including the Eligibility requirements, Technical and Financial Proposals, and all other documents or statements submitted;

Bid form, including all the documents/statements contained in the Bidder's bidding envelopes, as annexes, and all other documents submitted (e.g., Bidder's response to request for clarifications on the bid), including corrections to the bid, if any, resulting from the Procuring Entity's bid evaluation;
 - c. Performance Security;
 - d. Notice of Award of Contract and the Bidder's conforme thereto; and
 - e. Other contract documents that may be required by existing laws and/or the Procuring Entity concerned in the PBDs. **Winning bidder agrees that additional contract documents or information prescribed by the GPPB that are subsequently required for submission after the contract execution, such as the Notice to Proceed, Variation Orders, and Warranty Security, shall likewise form part of the Contract.**
3. In consideration for the sum of *[total contract price in words and figures]* or such other sums as may be ascertained, *[Named of the bidder]* agrees to *[state the object of the contract]* in accordance with his/her/its Bid.

4. The *[Name of the procuring entity]* agrees to pay the above-mentioned sum in accordance with the terms of the Bidding.

IN WITNESS whereof the parties thereto have caused this Agreement to be executed the day and year first before written.

[Insert Name and Signature] [Insert Name and Signature]

[Insert Signatory's Legal Capacity] [Insert Signatory's Legal Capacity]

for: for:

[Insert Procuring Entity] [Insert Name of Supplier]

Acknowledgment

[Format shall be based on the latest Rules on Notarial Practice]

LIST OF ALL ON-GOING GOVERNMENT AND PRIVATE CONTRACTS

NAME OF CONTRACTOR: _____

PROJECT TITLE (Name of the Contract) & EXACT PROJECT LOCATION	DATE OF CONTRACT	CONTRACT DURATION	PROJECT OWNER & POSTAL ADDRESS	NATURE OF WORK	CONTRACTOR'S ROLE (SOLE CONTRACTOR, SUBCONTRACTOR, PARTNER IN A JV) and PERCENTAGE OF PARTICIPATION	TOTAL CONTRACT VALUE AT AWARD	DATE OF COMPLETION or ESTIMATED COMPLETION TIME	TOTAL CONTRACT VALUE AT COMPLETION IF APPLICABLE	PERCENTAGE		VALUE OF OUTSTANDING WORKS (IN PHP)
									ACTUAL ACCOMPLISHMENT	PLANNED ACCOMPLISHMENT	
									TOTAL AMOUNT (Php) OF OUTSTANDING WORKS		

PHOTOCOPY ADDITIONAL FORMS, IF NECESSARY

Page _____ of _____

LIST OF ALL AWARDED BUT NOT YET STARTED GOVERNMENT AND PRIVATE CONTRACTS OF THE BIDDER

NAME OF CONTRACTOR: _____

PROJECT TITLE: _____

PROJECT TITLE & EXACT LOCATION	MAJOR SCOPE OF WORKS & DATE STARTED	NAME AND ADDRESS OF PROJECT OWNER	CONTRACT PRICE (PHP) AS AWARDED	DATE OF SCHEDULED COMPLETION	ROLE OF BIDDER IN THE CONTRACT <u>SOLE CONTRACTOR / SUB-CONTRACTOR</u> /PARTNER IN A
TOTAL AMOUNT OF CONTRACT (Php)					

SINGLE LARGEST COMPLETED CONTRACT SIMILAR TO THE CONTRACT TO BE BID

NAME OF CONTRACTOR: _____

PROJECT TITLE: _____

PROJECT TITLE (Name of the Contract) & EXACT PROJECT LOCATION	DATE OF CONTRACT	CONTRACT DURATION	PROJECT OWNER & POSTAL ADDRESS	NATURE OF WORK	CONTRACTOR'S ROLE (SOLE CONTRACTOR, SUBCONTRACTOR, PARTNER IN A JV) and PERCENTAGE OF PARTICIPATION	TOTAL CONTRACT VALUE AT AWARD	DATE OF COMPLETION or ESTIMATED COMPLETION TIME	TOTAL CONTRACT VALUE AT COMPLETION IF APPLICABLE

PHOTOCOPY ADDITIONAL FORMS, IF NECESSARY

Page _____ of _____

LIST OF MAJOR EQUIPMENT TO BE USED FOR THE PROJECT

NAME OF CONTRACTOR: _____

PROJECT TITLE: _____

TYPE	DESCRIPTION / CAPACITY	SERIAL NO.	YEAR ACQUIRED	PRESENT LOCATION (SPECIFIC ADDRESS)	STATUS OF AVAILABILITY (OWNED/LEASED)

A. LIST OF KEY CONSTRUCTION PERSONNEL TO BE ASSIGNED TO THE PROJECT

NAME OF CONTRACTOR: _____

PROJECT TITLE: _____

NAME	POSITION	AGE	EDUCATIONAL ATTAINMENT	TYPE OF CONSTRUCTION EXPERIENCE	NO.OF YEARS WITH THE CONTRACTOR	PROFESSION	PRC NO.

COMPUTATION OF NET FINANCIAL CONTRACTING CAPACITY (NFCC)

NAME OF BIDDER: _____

CURRENT ASSETS*		PHP	_____
(LESS) CURRENT LIABILITIES*	(LESS)	PHP	_____
NETWORTH		PHP	_____
NETWORTH x 15	x 15	PHP	_____
(LESS) VALUE OF ALL OUTSTANDING ON-GOING CONTRACTS**	(LESS)	PHP	_____
(LESS) VALUE OF ALL AWARDED BUT NOT YET STARTED CONTRACTS AS OF DATE**	(LESS)	PHP	_____
NET FINANCIAL CONTRACTING CAPACITY		PHP	_____

NOTES: * CURRENT ASSETS AND LIABILITIES BASED ON AUDITED FINANCIAL STATEMENT FOR THE PRECEDING CALENDAR YEAR SUBMITTED TO B.I.R.

 ** BASED ON LIST OF ON-GOING AND AWRDED BUT NOT YET STARTED CONTRACTS SUBMITTED

REPUBLIC OF THE PHILIPPINES)

_____) S.S.

AFFIDAVIT OF UNDERTAKING

I, _____ of legal age, Filipino, _____ **[OFFICER OR REPRESENTATIVE]**

with office address at _____ after having been duly sworn to in accordance with law, hereby voluntary depose and state:

That I am duly authorized representative of the **[Name of Bidder]** to execute this undertaking as evidenced by Secretary's Certificate and Board Resolution.

That **[Name of Bidder]** bidding for the (Name of Project)

That relative to the aforementioned Project, the **[Name of Bidder]** hereby undertake that the equipment to be use and the key personnel to be assign shall exclusively be used and will only perform to the said project until its completion.

That I am executing this affidavit to attest to the truth of the foregoing and in compliance with the submission of the technical requirements for the public bidding of the said project.

IN WITNESS HEREOF, I have hereunto signed my name below this _____ day of _____ at _____.

AFFIANT FURTHER SAYETH NAUGHT.

Affiant

SUBSCRIBED AND SWORN TO BEFORE ME this _____ day of _____
in _____

affiant exhibiting to me his/her _____ issued at _____
on _____.

Doc. No. ;
Page No. ;
Book No. ;
Series of 2020

Notary Public

