

PHILIPPINE BIDDING DOCUMENTS

Procurement of INFRASTRUCTURE PROJECTS

Government of the Republic of the Philippines

**PROPOSED REHABILITATION OF PERIMETER FENCE
AND WATERLINE SYSTEM AT SAN JOSE HIGH SCHOOL**

**Project number:
23-00124**

**Sixth Edition
July 2020**

Preface

These Philippine Bidding Documents (PBDs) for the procurement of Infrastructure Projects (hereinafter referred to also as the “Works”) through Competitive Bidding have been prepared by the Government of the Philippines for use by all branches, agencies, departments, bureaus, offices, or instrumentalities of the government, including government-owned and/or -controlled corporations, government financial institutions, state universities and colleges, local government units, and autonomous regional government. The procedures and practices presented in this document have been developed through broad experience, and are for mandatory use in projects that are financed in whole or in part by the Government of the Philippines or any foreign government/foreign or international financing institution in accordance with the provisions of the 2016 revised Implementing Rules and Regulations (IRR) of Republic Act (RA) No. 9184.

The PBDs are intended as a model for admeasurements (unit prices or unit rates in a bill of quantities) types of contract, which are the most common in Works contracting.

The Bidding Documents shall clearly and adequately define, among others: (i) the objectives, scope, and expected outputs and/or results of the proposed contract; (ii) the eligibility requirements of Bidders; (iii) the expected contract duration; and (iv) the obligations, duties, and/or functions of the winning Bidder.

Care should be taken to check the relevance of the provisions of the PBDs against the requirements of the specific Works to be procured. If duplication of a subject is inevitable in other sections of the document prepared by the Procuring Entity, care must be exercised to avoid contradictions between clauses dealing with the same matter.

Moreover, each section is prepared with notes intended only as information for the Procuring Entity or the person drafting the Bidding Documents. They shall not be included in the final documents. The following general directions should be observed when using the documents:

- a. All the documents listed in the Table of Contents are normally required for the procurement of Infrastructure Projects. However, they should be adapted as necessary to the circumstances of the particular Project.
- b. Specific details, such as the “*name of the Procuring Entity*” and “*address for bid submission*,” should be furnished in the Instructions to Bidders, Bid Data Sheet, and Special Conditions of Contract. The final documents should contain neither blank spaces nor options.
- c. This Preface and the footnotes or notes in italics included in the Invitation to Bid, BDS, General Conditions of Contract, Special Conditions of Contract, Specifications, Drawings, and Bill of Quantities are not part of the text of the final document, although they contain instructions that the Procuring Entity should strictly follow.
- d. The cover should be modified as required to identify the Bidding Documents as to the names of the Project, Contract, and Procuring Entity, in addition to date of issue.

- e. Modifications for specific Procurement Project details should be provided in the Special Conditions of Contract as amendments to the Conditions of Contract. For easy completion, whenever reference has to be made to specific clauses in the Bid Data Sheet or Special Conditions of Contract, these terms shall be printed in bold typeface on Sections I (Instructions to Bidders) and III (General Conditions of Contract), respectively.
- f. For guidelines on the use of Bidding Forms and the procurement of Foreign-Assisted Projects, these will be covered by a separate issuance of the Government Procurement Policy Board.

TABLE OF CONTENTS

Glossary of Terms, Abbreviations, and Acronyms.....	5
Section I. Invitation to Bid	8
Section II. Instructions to Bidders.....	9
1. Scope of Bid	10
2. Funding Information	10
3. Bidding Requirements.....	10
4. Corrupt, Fraudulent, Collusive, Coercive, and Obstructive Practices	10
5. Eligible Bidders.....	11
6. Origin of Associated Goods	11
7. Subcontracts	11
8. Pre-Bid Conference.....	12
9. Clarification and Amendment of Bidding Documents.....	12
10. Documents Comprising the Bid: Eligibility and Technical Components	12
11. Documents Comprising the Bid: Financial Component	13
12. Alternative Bids	13
13. Bid Prices	13
14. Bid and Payment Currencies.....	13
15. Bid Security.....	14
16. Sealing and Marking of Bids.....	14
17. Deadline for Submission of Bids	14
18. Opening and Preliminary Examination of Bids	14
19. Detailed Evaluation and Comparison of Bids	14
20. Post Qualification.....	15
21. Signing of the Contract	15
Section III. Bid Data Sheet.....	16
Section IV. General Conditions of Contract	19
1. Scope of Contract.....	20
2. Sectional Completion of Works	20
3. Possession of Site.....	20
4. The Contractor's Obligations.....	20
5. Performance Security	20
6. Site Investigation Reports	21

7.	Warranty.....	21
8.	Liability of the Contractor.....	21
9.	Termination for Other Causes	21
10.	Dayworks	21
11.	Program of Work.....	22
12.	Instructions, Inspections and Audits	22
13.	Advance Payment.....	22
14.	Progress Payments	22
15.	Operating and Maintenance Manuals.....	22
Section V. Special Conditions of Contract.....		24
Section VI. Specifications		26
Section VII. Drawings.....		28
Section VIII. Bill of Quantities		29
Section IX. Checklist of Technical and Financial Documents.....		31

Glossary of Terms, Abbreviations, and Acronyms

ABC – Approved Budget for the Contract.

ARCC – Allowable Range of Contract Cost.

BAC – Bids and Awards Committee.

Bid – A signed offer or proposal to undertake a contract submitted by a bidder in response to and in consonance with the requirements of the bidding documents. Also referred to as *Proposal* and *Tender*. (2016 revised IRR, Section 5[c])

Bidder – Refers to a contractor, manufacturer, supplier, distributor and/or consultant who submits a bid in response to the requirements of the Bidding Documents. (2016 revised IRR, Section 5[d])

Bidding Documents – The documents issued by the Procuring Entity as the bases for bids, furnishing all information necessary for a prospective bidder to prepare a bid for the Goods, Infrastructure Projects, and/or Consulting Services required by the Procuring Entity. (2016 revised IRR, Section 5[e])

BIR – Bureau of Internal Revenue.

BSP – Bangko Sentral ng Pilipinas.

CDA – Cooperative Development Authority.

Consulting Services – Refer to services for Infrastructure Projects and other types of projects or activities of the GOP requiring adequate external technical and professional expertise that are beyond the capability and/or capacity of the GOP to undertake such as, but not limited to: (i) advisory and review services; (ii) pre-investment or feasibility studies; (iii) design; (iv) construction supervision; (v) management and related services; and (vi) other technical services or special studies. (2016 revised IRR, Section 5[i])

Contract – Refers to the agreement entered into between the Procuring Entity and the Supplier or Manufacturer or Distributor or Service Provider for procurement of Goods and Services; Contractor for Procurement of Infrastructure Projects; or Consultant or Consulting Firm for Procurement of Consulting Services; as the case may be, as recorded in the Contract Form signed by the parties, including all attachments and appendices thereto and all documents incorporated by reference therein.

Contractor – is a natural or juridical entity whose proposal was accepted by the Procuring Entity and to whom the Contract to execute the Work was awarded. Contractor as used in these Bidding Documents may likewise refer to a supplier, distributor, manufacturer, or consultant.

CPI – Consumer Price Index.

DOLE – Department of Labor and Employment.

DTI – Department of Trade and Industry.

Foreign-funded Procurement or Foreign-Assisted Project – Refers to procurement whose funding source is from a foreign government, foreign or international financing institution as specified in the Treaty or International or Executive Agreement. (2016 revised IRR, Section 5[b]).

GFI – Government Financial Institution.

GOCC – Government-owned and/or –controlled corporation.

Goods – Refer to all items, supplies, materials and general support services, except Consulting Services and Infrastructure Projects, which may be needed in the transaction of public businesses or in the pursuit of any government undertaking, project or activity, whether in the nature of equipment, furniture, stationery, materials for construction, or personal property of any kind, including non-personal or contractual services such as the repair and maintenance of equipment and furniture, as well as trucking, hauling, janitorial, security, and related or analogous services, as well as procurement of materials and supplies provided by the Procuring Entity for such services. The term “related” or “analogous services” shall include, but is not limited to, lease or purchase of office space, media advertisements, health maintenance services, and other services essential to the operation of the Procuring Entity. (2016 revised IRR, Section 5[r])

GOP – Government of the Philippines.

Infrastructure Projects – Include the construction, improvement, rehabilitation, demolition, repair, restoration or maintenance of roads and bridges, railways, airports, seaports, communication facilities, civil works components of information technology projects, irrigation, flood control and drainage, water supply, sanitation, sewerage and solid waste management systems, shore protection, energy/power and electrification facilities, national buildings, school buildings, hospital buildings, and other related construction projects of the government. Also referred to as *civil works or works*. (2016 revised IRR, Section 5[u])

LGUs – Local Government Units.

NFCC – Net Financial Contracting Capacity.

NGA – National Government Agency.

PCAB – Philippine Contractors Accreditation Board.

PhilGEPS - Philippine Government Electronic Procurement System.

Procurement Project – refers to a specific or identified procurement covering goods, infrastructure project or consulting services. A Procurement Project shall be described, detailed, and scheduled in the Project Procurement Management Plan prepared by the agency which shall be consolidated in the procuring entity's Annual Procurement Plan. (GPPB Circular No. 06-2019 dated 17 July 2019)

PSA – Philippine Statistics Authority.

SEC – Securities and Exchange Commission.

SLCC – Single Largest Completed Contract.

UN – United Nations.

Section I. Invitation to Bid

Notes on the Invitation to Bid

The Invitation to Bid (IB) provides information that enables potential Bidders to decide whether to participate in the procurement at hand. The IB shall be posted in accordance with Section 21.2 of the 2016 revised IRR of RA No. 9184.

Apart from the essential items listed in the Bidding Documents, the IB should also indicate the following:

- a. The date of availability of the Bidding Documents, which shall be from the time the IB is first advertised/posted until the deadline for the submission and receipt of bids;
- b. The place where the Bidding Documents may be acquired or the website where it may be downloaded;
- c. The deadline for the submission and receipt of bids; and
- d. Any important bid evaluation criteria.

The IB should be incorporated into the Bidding Documents. The information contained in the IB must conform to the Bidding Documents and in particular to the relevant information in the Bid Data Sheet.



REPUBLIC OF THE PHILIPPINES
QUEZON CITY GOVERNMENT
BIDS AND AWARDS COMMITTEE FOR INFRASTRUCTURE &
CONSULTANCY



2nd floor, Finance Building, Procurement Department, Quezon City Hall Complex, Elliptical Road, Quezon City

September 05, 2023

Invitation to Bid

No	Project No.	Project Name	Location	Amount	Durati on Cal. Days	Office	Source Fund
<u>Buildings – Small A</u>							
1	23-00028C	Proposed Rehabilitation of Police Station 15	Project 6	661,315.86	60	Department of Engineering	Engineering Department
<u>Buildings – Small B</u>							
2	23-00121	Proposed Rehabilitation of Quezon City Heritage House and Social Hall at Quezon Memorial Circle (Phase 2)	Central	1,919,278.40	60	Department of Engineering	Engineering Continuing
3	23-00122	Proposed Rehabilitation of QC Hall Yakap Day Care Center	Central	2,934,376.19	60	Department of Engineering	Engineering Continuing
4	23-00123	Proposed Construction of one (1) storey NOH-SCC Livelihood Center	Lourdes	3,617,765.44	90	Department of Engineering	Special Education Fund
5	23-00124	Proposed Rehabilitation of Perimeter Fence and Waterline System at San Jose High School	San Jose	5,947,437.69	90	Department of Engineering	Special Education Fund
6	23-00125	Proposed Installation of Airconditioning Units and Rehabilitation of Second Floor of QCPD Gymnasium inside Camp Karingal	Krus Na Ligas	7,675,971.24	30	Department of Engineering	Engineering Continuing
7	23-00126	Proposed Repainting of Exterior Walls and Rehabilitation of Exterior Windows and Ceiling (4th and 5th Floor) at Civic Center Building D	Central	8,075,810.83	90	Department of Engineering	Engineering Continuing
8	23-00127	Proposed Rehabilitation of Civic Center Building B Basement to Fourth Floor	Central	10,389,383.21	90	Department of Engineering	Engineering Continuing
9	23-00128	Proposed Construction of PUV Stop at ATI along Elliptical Road	Vasra	14,049,945.90	150	Department of Engineering	Dotr-Trust Fund

10	23-00129	Proposed Construction of PUV Stops at TUCP along Elliptical Road	Old Capitol Site	14,734,295.21	150	Department of Engineering	Dotr-Trust Fund
11	23-00130	Proposed Construction of PUV Stops at Tandang Sora Avenue along Commonwealth Avenue	Matandang Balara and Culiati	21,912,855.93	150	Department of Engineering	Dotr-Trust Fund
12	23-00131	Proposed Construction of PUV Stops at PHILCOA along Commonwealth Avenue	UP Campus and Old Capitol Site	22,253,310.84	150	Department of Engineering	Dotr-Trust Fund
13	23-00132	Proposed Construction of PUV Stops at Don Antonio along Commonwealth Avenue	Batasan Hills and Holy Spirit	24,330,245.01	150	Department of Engineering	Dotr-Trust Fund
14	23-00133	Proposed Construction of three (3) storey Multi-Purpose Building (Phase 2)	Project 6	25,196,844.06	270	Department of Engineering	OCM-20% Community Development Fund
15	23-00134	Proposed Construction of PUV Stops at Batasan along Commonwealth Avenue	Batasan Hills and Holy Spirit	26,406,576.22	150	Department of Engineering	Dotr-Trust Fund
16	22-00139D	Proposed Rehabilitation of San Bartolome Multi-Purpose Hall	San Bartolome	1,846,604.16	60	Engineering Department	OCM-20% Community Development Fund (Continuing Appropriation)

Buildings – Medium A

17	23-00135	Proposed Construction of three (3) storey with Roof Deck Bernardo Social Hygiene Clinic (Phase 1)	Pinagkaisahan	34,444,561.71	180	Department of Engineering	OCM-20% Community Development Fund
18	23-00136	Proposed Construction of four (4) storey with Deck Bungad Multi-Purpose Building	Bungad	52,003,914.16	270	Department of Engineering	OCM-20% Community Development Fund- Continuing Appropriation
19	23-00137	Proposed Rehabilitation of Multi-Purpose Building at District 1	San Antonio	71,010,712.53	300	Department of Engineering	OCM-20% Community Development Fund- Continuing Appropriation
20	23-00103B	Proposed Construction of Multi-Purpose Open Field at Quezon Memorial Circle, Elliptical Road	Central	62,089,642.86	210	Department of Engineering	Engineering Department (Continuing Appropriation)

Buildings – Large A

21	23-00138	Proposed Construction of eight (8) storey with Basement Bagbag Integrated High School Building including Land Development (Phase 2)	Bagbag	317,584,253.48	360	Department of Engineering	Special Education Fund
----	----------	---	--------	----------------	-----	---------------------------	------------------------

<u>Parks – Small B</u>							
22	23-00139	Proposed Development of Various Pocket Parks at Dr. Garcia Street corner Mo. Ignacia Avenue	Paligsahan	2,368,091.47	90	Parks Development & Administration Department	Engineering Continuing
<u>Parks – Medium A</u>							
23	23-00140	Proposed Development of Talayan Linear Park	Talayan	48,630,770.46	360	Parks Development & Administration Department	Engineering Continuing
<u>Roads – Small A</u>							
24	23-00022C	Proposed Rehabilitation (Surface Improvement) at San Lorenzo Ruiz Street	Talipapa	827,700.13	30	Department of Engineering	OCM-20% Community Development Fund
<u>Roads – Small B</u>							
25	23-00141	Proposed Rehabilitation of Pathwalk and Drainage at Area VII, Cluster 8, 9 and 10	Tatalon	2,041,967.33	30	Department of Engineering	OCM-20% Community Development Fund

1. The **QUEZON CITY LOCAL GOVERNMENT**, through *funding source of various years* intends to apply the sum stated above being the Approved Budget for the Contract (ABC) to payments under the contract *for the above stated Projects*. Bids received in excess of the ABC shall be automatically rejected at bid opening.
2. The **QUEZON CITY LOCAL GOVERNMENT** now invites bids for the above Procurement Project. Completion of the Works is required *as stated above*. Bidders should have completed a contract similar to the Project. The description of an eligible bidder is contained in the Bidding Documents, particularly, in Section II (Instructions to Bidders).
3. Bidding will be conducted through open competitive bidding procedures using non-discretionary “*pass/fail*” criterion as specified in the 2016 revised Implementing Rules and Regulations (IRR) of Republic Act (RA) No. 9184.
4. Interested bidders may obtain further information from **QUEZON CITY LOCAL GOVERNMENT – BAC Secretariat** and inspect the Bidding Documents at the address given below *weekdays from 8:00 am. – 5:00 p.m.*
5. A complete set of Bidding Documents may be acquired by interested bidders on **6 September 2023 (Wednesday)** from given address and website/s below *and upon payment of a non-refundable fee for the Bidding Documents, pursuant to the latest Guidelines issued by the GPPB*. The Procuring Entity shall allow the bidder to present its proof of payment for the fees *presented in person*.

STANDARD RATES:

Approved Budget for the Contract	Maximum Cost of Bidding Documents (in Philippine Peso)
500,000 and below	500.00
More than 500,000 up to 1 Million	1,000.00
More than 1 Million up to 5 Million	5,000.00
More than 5 Million up to 10 Million	10,000.00
More than 10 Million up to 50 Million	25,000.00
More than 50 Million up to 500 Million	50,000.00
More than 500 Million	75,000.00

The following are the requirements for purchase of Bidding Documents;

- 1. PhilGEPS Registration Certificate (Platinum – 3 Pages)
- 2. Document Request List (DRL)
- 3. Authorization to purchase bidding documents
 - 3.1 Secretary’s Certificate (for corporation)
 - 3.2 Special Power of Attorney (for sole proprietorship)
- 4. Notarized Joint Venture Agreement (if applicable)
- 5. Letter of Intent

It must be duly received by the BAC Secretariat at 2nd Floor, Procurement Department, Finance Building, Quezon City Hall Compound.

- 6. The **QC- BAC- INFRASTRUCTURE & CONSULTANCY** will hold a Pre-Bid Conference¹ on **September 14, 2023 at 9:00 AM at 2nd Floor, Procurement Department-Bidding Room, Finance Building, Quezon City Hall Compound** or we encourage the prospective bidders to join through our **Virtual Conference (ZOOM APP)** which shall be open to prospective bidders.

Virtual Conference (ZOOM APP)
Meeting ID: 854 9489 0133
Password: 273320

- 7. Bids must be duly received by the BAC Secretariat through manual submission at the office address as indicated below, on or before **September 28, 2023 – 9:00 AM**. Late bids shall not be accepted.
- 8. All bids must be accompanied by a bid security in any of the acceptable forms and in the amount stated in **ITB** Clause 16.
- 9. Bid opening shall be on **September 28, 2023 – 10:00 AM at 2nd Floor, Procurement Department-Bidding Room, Finance Building, Quezon City Hall Compound** and/or via Zoom. Bids will be opened in the presence of the bidders’ representatives who choose to attend the activity.

Virtual Conference (ZOOM APP)
Meeting ID: 810 3646 5257
Password: 201522

¹ May be deleted in case the ABC is less than One Million Pesos (PhP1,000,000) where the Procuring Entity may not hold a pre-bid conference.

10. The **Quezon City Local Government** reserves the right to reject any and all bids, declare a failure of bidding, or not award the contract at any time prior to contract award in accordance with Sections 35.6 and 41 of the 2016 revised Implementing Rules and Regulations (IRR) of RA No. 9184, without thereby incurring any liability to the affected bidder or bidders.
11. For further information, please refer to:


ATTY. DOMINIC B. GARCIA

OIC, Procurement Department
2nd Floor, Procurement Department,
Finance Building, Quezon City Hall Compound
Elliptical Road, Barangay Central Diliman, Quezon City.
Tel. No. (02)8988-4242 loc. 8506/8710
Email Add: bacinfra.procurement@quezoncity.gov.ph
Website: www.quezoncity.gov.ph

12. You may visit the following websites:

For downloading of Bidding Documents: <https://quezoncity.gov.ph/public-notices/procurement/>

By:


ARCH. LUCILLE H. CHUA, fuap, piep
Chairperson, BAC-Infra and Consultancy

Section II. Instructions to Bidders

Notes on the Instructions to Bidders

This Section on the Instruction to Bidders (ITB) provides the information necessary for bidders to prepare responsive bids, in accordance with the requirements of the Procuring Entity. It also provides information on bid submission, eligibility check, opening and evaluation of bids, post-qualification, and on the award of contract.

1. Scope of Bid

The Procuring Entity, **Quezon City Government** invites Bids for the **PROPOSED REHABILITATION OF PERIMETER FENCE AND WATERLINE SYSTEM AT SAN JOSE HIGH SCHOOL**, with Project Identification Number **23-00124**.

[Note: The Project Identification Number is assigned by the Procuring Entity based on its own coding scheme and is not the same as the PhilGEPS reference number, which is generated after the posting of the bid opportunity on the PhilGEPS website.]

The Procurement Project (referred to herein as “Project”) is for the construction of Works, as described in Section VI (Specifications).

2. Funding Information

2.1. The GOP through the source of funding as indicated below for **2023** in the amount of **Five Million Nine Hundred Forty-Seven Thousand Four Hundred Thirty-Seven Pesos and 69/100 Cts. (P 5,947,437.69)**.

2.2. The source of funding is:

a. LGUs, the Annual or Supplemental Budget, as approved by the Sanggunian.

3. Bidding Requirements

The Bidding for the Project shall be governed by all the provisions of RA No. 9184 and its 2016 revised IRR, including its Generic Procurement Manual and associated policies, rules and regulations as the primary source thereof, while the herein clauses shall serve as the secondary source thereof.

Any amendments made to the IRR and other GPPB issuances shall be applicable only to the ongoing posting, advertisement, or invitation to bid by the BAC through the issuance of a supplemental or bid bulletin.

The Bidder, by the act of submitting its Bid, shall be deemed to have inspected the site, determined the general characteristics of the contracted Works and the conditions for this Project, such as the location and the nature of the work; (b) climatic conditions; (c) transportation facilities; (c) nature and condition of the terrain, geological conditions at the site communication facilities, requirements, location and availability of construction aggregates and other materials, labor, water, electric power and access roads; and (d) other factors that may affect the cost, duration and execution or implementation of the contract, project, or work and examine all instructions, forms, terms, and project requirements in the Bidding Documents.

4. Corrupt, Fraudulent, Collusive, Coercive, and Obstructive Practices

The Procuring Entity, as well as the Bidders and Contractors, shall observe the highest standard of ethics during the procurement and execution of the contract. They or through an agent shall not engage in corrupt, fraudulent, collusive, coercive, and

obstructive practices defined under Annex “I” of the 2016 revised IRR of RA No. 9184 or other integrity violations in competing for the Project.

5. Eligible Bidders

- 5.1. Only Bids of Bidders found to be legally, technically, and financially capable will be evaluated.
- 5.2. The Bidder must have an experience of having completed a Single Largest Completed Contract (SLCC) that is similar to this Project, equivalent to at least fifty percent (50%) of the ABC adjusted, if necessary, by the Bidder to current prices using the PSA’s CPI, except under conditions provided for in Section 23.4.2.4 of the 2016 revised IRR of RA No. 9184.

A contract is considered to be “similar” to the contract to be bid if it has the major categories of work stated in the **BDS**.

- 5.3. For Foreign-funded Procurement, the Procuring Entity and the foreign government/foreign or international financing institution may agree on another track record requirement, as specified in the Bidding Document prepared for this purpose.
- 5.4. The Bidders shall comply with the eligibility criteria under Section 23.4.2 of the 2016 IRR of RA No. 9184.

6. Origin of Associated Goods

There is no restriction on the origin of Goods other than those prohibited by a decision of the UN Security Council taken under Chapter VII of the Charter of the UN.

7. Subcontracts

- 7.1. The Bidder may subcontract portions of the Project to the extent allowed by the Procuring Entity as stated herein, but in no case more than fifty percent (50%) of the Project.

The Procuring Entity has prescribed that:

a. Subcontracting is not allowed.

- 7.1. *[If Procuring Entity has determined that subcontracting is allowed during the bidding , state:]* The Bidder must submit together with its Bid the documentary requirements of the subcontractor(s) complying with the eligibility criterial stated in **ITB** Clause 5 in accordance with Section 23.4 of the 2016 revised IRR of RA No. 9184 pursuant to Section 23.1 thereof.
- 7.2. *[If subcontracting is allowed during the contract implementation stage, state:]* The Supplier may identify its subcontractor during the contract implementation stage. Subcontractors identified during the bidding may be changed during the implementation of this Contract. Subcontractors must submit the documentary

requirements under Section 23.1 of the 2016 revised IRR of RA No. 9184 and comply with the eligibility criteria specified in **ITB** Clause 5 to the implementing or end-user unit.

- 7.3. Subcontracting of any portion of the Project does not relieve the Contractor of any liability or obligation under the Contract. The Supplier will be responsible for the acts, defaults, and negligence of any subcontractor, its agents, servants, or workmen as fully as if these were the Contractor's own acts, defaults, or negligence, or those of its agents, servants, or workmen.

8. Pre-Bid Conference

The Procuring Entity will hold a pre-bid conference for this Project on the specified date and time and either at its physical address on **September 14, 2023, 9:00 A.M. at 2nd Floor, Procurement Department-Bidding Room, Finance Building, Quezon City Hall Compound** and/or we encourage the prospective bidders to join through our Virtual Conference (ZOOM APP) Meeting ID: 854 9489 0133 Password: 273320

9. Clarification and Amendment of Bidding Documents

Prospective bidders may request for clarification on and/or interpretation of any part of the Bidding Documents. Such requests must be in writing and received by the Procuring Entity, either at its given address or through electronic mail indicated in the **IB**, at least ten (10) calendar days before the deadline set for the submission and receipt of Bids.

10. Documents Comprising the Bid: Eligibility and Technical Components

- 10.1. The first envelope shall contain the eligibility and technical documents of the Bid as specified in **Section IX. Checklist of Technical and Financial Documents**.
- 10.2. If the eligibility requirements or statements, the bids, and all other documents for submission to the BAC are in foreign language other than English, it must be accompanied by a translation in English, which shall be authenticated by the appropriate Philippine foreign service establishment, post, or the equivalent office having jurisdiction over the foreign bidder's affairs in the Philippines. For Contracting Parties to the Apostille Convention, only the translated documents shall be authenticated through an apostille pursuant to GPPB Resolution No. 13-2019 dated 23 May 2019. The English translation shall govern, for purposes of interpretation of the bid.
- 10.3. A valid PCAB License is required, and in case of joint ventures, a valid special PCAB License, and registration for the type and cost of the contract for this Project. Any additional type of Contractor license or permit shall be indicated in the **BDS**.
- 10.4. A List of Contractor's key personnel (e.g., Project Manager, Project Engineers, Materials Engineers, and Foremen) assigned to the contract to be bid, with their

complete qualification and experience data shall be provided. These key personnel must meet the required minimum years of experience set in the **BDS**.

- 10.5. A List of Contractor's major equipment units, which are owned, leased, and/or under purchase agreements, supported by proof of ownership, certification of availability of equipment from the equipment lessor/vendor for the duration of the project, as the case may be, must meet the minimum requirements for the contract set in the **BDS**.

11. Documents Comprising the Bid: Financial Component

- 11.1. The second bid envelope shall contain the financial documents for the Bid as specified in **Section IX. Checklist of Technical and Financial Documents**.
- 11.2. Any bid exceeding the ABC indicated in paragraph 1 of the **IB** shall not be accepted.
- 11.3. For Foreign-funded procurement, a ceiling may be applied to bid prices provided the conditions are met under Section 31.2 of the 2016 revised IRR of RA No. 9184.

12. Alternative Bids

Bidders shall submit offers that comply with the requirements of the Bidding Documents, including the basic technical design as indicated in the drawings and specifications. Unless there is a value engineering clause in the **BDS**, alternative Bids shall not be accepted.

13. Bid Prices

All bid prices for the given scope of work in the Project as awarded shall be considered as fixed prices, and therefore not subject to price escalation during contract implementation, except under extraordinary circumstances as determined by the NEDA and approved by the GPPB pursuant to the revised Guidelines for Contract Price Escalation guidelines.

14. Bid and Payment Currencies

- 14.1. Bid prices may be quoted in the local currency or tradeable currency accepted by the BSP at the discretion of the Bidder. However, for purposes of bid evaluation, Bids denominated in foreign currencies shall be converted to Philippine currency based on the exchange rate as published in the BSP reference rate bulletin on the day of the bid opening.
- 14.2. *Payment of the contract price shall be made in:*
 - a. Philippine Pesos.

15. Bid Security

- 15.1. The Bidder shall submit a Bid Securing Declaration or any form of Bid Security in the amount indicated in the **BDS**, which shall be not less than the percentage of the ABC in accordance with the schedule in the **BDS**.
- 15.2. The Bid and bid security **in no case shall exceed One Hundred Twenty (120) calendar days from the date of opening of bids, unless duly extended by the bidder upon the request of the Head of the Procuring Entity (HoPE) of the Quezon City Local Government**. Any bid not accompanied by an acceptable bid security shall be rejected by the Procuring Entity as non-responsive.

16. Sealing and Marking of Bids

Each Bidder shall submit one copy of the first and second components of its Bid.

The Procuring Entity may request additional hard copies and/or electronic copies of the Bid. However, failure of the Bidders to comply with the said request shall not be a ground for disqualification.

If the Procuring Entity allows the submission of bids through online submission to the given website or any other electronic means, the Bidder shall submit an electronic copy of its Bid, which must be digitally signed. An electronic copy that cannot be opened or is corrupted shall be considered non-responsive and, thus, automatically disqualified.

17. Deadline for Submission of Bids

The Bidders shall submit on the specified date and time and either at its physical address or through online submission as indicated in paragraph 5 of the **IB**.

18. Opening and Preliminary Examination of Bids

- 18.1. The BAC shall open the Bids in public at the time, on the date, and at the place specified in paragraph 9 of the **IB**. The Bidders' representatives who are present shall sign a register evidencing their attendance. In case videoconferencing, webcasting or other similar technologies will be used, attendance of participants shall likewise be recorded by the BAC Secretariat.

In case the Bids cannot be opened as scheduled due to justifiable reasons, the rescheduling requirements under Section 29 of the 2016 revised IRR of RA No. 9184 shall prevail.

- 18.2. The preliminary examination of Bids shall be governed by Section 30 of the 2016 revised IRR of RA No. 9184.

19. Detailed Evaluation and Comparison of Bids

- 19.1. The Procuring Entity's BAC shall immediately conduct a detailed evaluation of all Bids rated "*passed*" using non-discretionary pass/fail criteria. The BAC

shall consider the conditions in the evaluation of Bids under Section 32.2 of 2016 revised IRR of RA No. 9184.

- 19.2. If the Project allows partial bids, all Bids and combinations of Bids as indicated in the **BDS** shall be received by the same deadline and opened and evaluated simultaneously so as to determine the Bid or combination of Bids offering the lowest calculated cost to the Procuring Entity. Bid Security as required by **ITB** Clause 15 shall be submitted for each contract (lot) separately.
- 19.3. In all cases, the NFCC computation pursuant to Section 23.4.2.6 of the 2016 revised IRR of RA No. 9184 must be sufficient for the total of the ABCs for all the lots participated in by the prospective Bidder.

20. Post Qualification

Within a non-extendible period of five (5) calendar days from receipt by the Bidder of the notice from the BAC that it submitted the Lowest Calculated Bid, the Bidder shall submit its latest income and business tax returns filed and paid through the BIR Electronic Filing and Payment System (eFPS), and other appropriate licenses and permits required by law and stated in the **BDS**.

21. Signing of the Contract

The documents required in Section 37.2 of the 2016 revised IRR of RA No. 9184 shall form part of the Contract. Additional Contract documents are indicated in the **BDS**.

Section III. Bid Data Sheet

Notes on the Bid Data Sheet (BDS)

The Bid Data Sheet (BDS) consists of provisions that supplement, amend, or specify in detail, information, or requirements included in the ITB found in Section II, which are specific to each procurement.

This Section is intended to assist the Procuring Entity in providing the specific information in relation to corresponding clauses in the ITB and has to be prepared for each specific procurement.

The Procuring Entity should specify in the BDS information and requirements specific to the circumstances of the Procuring Entity, the processing of the procurement, and the bid evaluation criteria that will apply to the Bids. In preparing the BDS, the following aspects should be checked:

- a. Information that specifies and complements provisions of the ITB must be incorporated.
- b. Amendments and/or supplements, if any, to provisions of the ITB as necessitated by the circumstances of the specific procurement, must also be incorporated.

Bid Data Sheet

ITB Clause																													
5.2	For this purpose, similar contracts shall refer to contracts which have the same major categories of work.																												
7.1	Subcontracting is not allowed.																												
10.3	<i>No additional contractor license or permit is required</i> <i>In addition, eligible bidders shall qualify or comply with the following:</i> 1. Bidders with valid Philippine Contractors Accreditation Board (PCAB) Type Buildings – Small B																												
10.4	<p>The minimum work experience requirements for key personnel are the following:</p> <table><tr><th>Qty.</th><th>Key Personnel</th><th>General Experience</th><th>Relevant Experience</th></tr><tr><td>1</td><td>Project-in-Charge (Project Engineer)</td><td>3 years</td><td>3 years</td></tr><tr><td>1</td><td>General Foreman</td><td>3 years</td><td>3 years</td></tr><tr><td>1</td><td>Trade Engineer/Leadman for Civil Works</td><td>3 years</td><td>3 years</td></tr><tr><td>1</td><td>Trade Engineer/Leadman for Electrical Works</td><td>3 years</td><td>3 years</td></tr><tr><td>1</td><td>Safety Officer</td><td>3 years</td><td>3 years</td></tr><tr><td>1</td><td>DPWH duly accredited Materials Engineer</td><td>3 years</td><td>3 years</td></tr></table> <i>In addition, the bidder must execute an affidavit of undertaking duly notarized stating that the foregoing personnel shall perform work exclusively for the project until its completion. Please see attached bid forms.</i>	Qty.	Key Personnel	General Experience	Relevant Experience	1	Project-in-Charge (Project Engineer)	3 years	3 years	1	General Foreman	3 years	3 years	1	Trade Engineer/Leadman for Civil Works	3 years	3 years	1	Trade Engineer/Leadman for Electrical Works	3 years	3 years	1	Safety Officer	3 years	3 years	1	DPWH duly accredited Materials Engineer	3 years	3 years
Qty.	Key Personnel	General Experience	Relevant Experience																										
1	Project-in-Charge (Project Engineer)	3 years	3 years																										
1	General Foreman	3 years	3 years																										
1	Trade Engineer/Leadman for Civil Works	3 years	3 years																										
1	Trade Engineer/Leadman for Electrical Works	3 years	3 years																										
1	Safety Officer	3 years	3 years																										
1	DPWH duly accredited Materials Engineer	3 years	3 years																										
10.5	<p>The minimum major equipment requirements are the following:</p> <table><tr><th>Equipment</th><th>Capacity</th><th>Number of Units</th></tr><tr><td>Dump Truck</td><td>12 yd³</td><td>1</td></tr><tr><td>One Bagger Mixer</td><td>4-6 ft³ /min</td><td>1</td></tr><tr><td>Welding Machine</td><td>500 amp</td><td>1</td></tr><tr><td>Chipping Gun</td><td></td><td>1</td></tr></table> <i>In addition, the bidder must execute an affidavit of undertaking duly notarized stating that the foregoing equipment shall be used exclusively for the project until its completion. Please see attached bid forms.</i>	Equipment	Capacity	Number of Units	Dump Truck	12 yd ³	1	One Bagger Mixer	4-6 ft ³ /min	1	Welding Machine	500 amp	1	Chipping Gun		1													
Equipment	Capacity	Number of Units																											
Dump Truck	12 yd ³	1																											
One Bagger Mixer	4-6 ft ³ /min	1																											
Welding Machine	500 amp	1																											
Chipping Gun		1																											

12	<i>[Insert Value Engineering clause if allowed.]</i>
15.1	<p>The bid security shall be in the form of a Bid Securing Declaration with project number, or any of the following forms and amounts:</p> <ul style="list-style-type: none"> a) The amount of not less than Php 118,948.75 or equivalent to two percent (2%) of ABC if bid security is in cash, cashier's/manager's check, bank draft/guarantee or irrevocable letter of credit; or b) The amount of not less than Php 297,371.88 or equivalent to five percent (5%) of ABC if bid security is in Surety Bond.
19.2	Partial bid is not allowed. The infrastructure project is packaged in a single lot and the lot shall not be divided into sub-lots for the purpose of bidding, evaluation, and contract award.
20	No additional requirement.
21	<p>Additional Contract Documents relevant to the Project as required:</p> <ol style="list-style-type: none"> 1. Construction Schedule and S-curve, 2. Manpower Schedule, 3. Construction Methods, 4. Equipment Utilization Schedule, 5. PERT/CPM or other acceptable tools of project scheduling, shall be included in the submission of Technical Proposal.

Section IV. General Conditions of Contract

Notes on the General Conditions of Contract

The General Conditions of Contract (GCC) in this Section, read in conjunction with the Special Conditions of Contract in Section V and other documents listed therein, should be a complete document expressing all the rights and obligations of the parties.

Matters governing performance of the Contractor, payments under the contract, or matters affecting the risks, rights, and obligations of the parties under the contract are included in the GCC and Special Conditions of Contract.

Any complementary information, which may be needed, shall be introduced only through the Special Conditions of Contract.

1. Scope of Contract

This Contract shall include all such items, although not specifically mentioned, that can be reasonably inferred as being required for its completion as if such items were expressly mentioned herein. All the provisions of RA No. 9184 and its 2016 revised IRR, including the Generic Procurement Manual, and associated issuances, constitute the primary source for the terms and conditions of the Contract, and thus, applicable in contract implementation. Herein clauses shall serve as the secondary source for the terms and conditions of the Contract.

This is without prejudice to Sections 74.1 and 74.2 of the 2016 revised IRR of RA No. 9184 allowing the GPPB to amend the IRR, which shall be applied to all procurement activities, the advertisement, posting, or invitation of which were issued after the effectivity of the said amendment.

2. Sectional Completion of Works

If sectional completion is specified in the **Special Conditions of Contract (SCC)**, references in the Conditions of Contract to the Works, the Completion Date, and the Intended Completion Date shall apply to any Section of the Works (other than references to the Completion Date and Intended Completion Date for the whole of the Works).

3. Possession of Site

3.1 The Procuring Entity shall give possession of all or parts of the Site to the Contractor based on the schedule of delivery indicated in the **SCC**, which corresponds to the execution of the Works. If the Contractor suffers delay or incurs cost from failure on the part of the Procuring Entity to give possession in accordance with the terms of this clause, the Procuring Entity's Representative shall give the Contractor a Contract Time Extension and certify such sum as fair to cover the cost incurred, which sum shall be paid by Procuring Entity.

3.2 If possession of a portion is not given by the above date, the Procuring Entity will be deemed to have delayed the start of the relevant activities. The resulting adjustments in contract time to address such delay may be addressed through contract extension provided under Annex "E" of the 2016 revised IRR of RA No. 9184.

4. The Contractor's Obligations

The Contractor shall employ the key personnel named in the Schedule of Key Personnel indicating their designation, in accordance with **ITB** Clause 10.3 and specified in the **BDS**, to carry out the supervision of the Works.

The Procuring Entity will approve any proposed replacement of key personnel only if their relevant qualifications and abilities are equal to or better than those of the personnel listed in the Schedule.

5. Performance Security

- 5.1. Within ten (10) calendar days from receipt of the Notice of Award from the Procuring Entity but in no case later than the signing of the contract by both parties, the successful Bidder shall furnish the performance security in any of the forms prescribed in Section 39 of the 2016 revised IRR.
- 5.2. The Contractor, by entering into the Contract with the Procuring Entity, acknowledges the right of the Procuring Entity to institute action pursuant to RA No. 3688 against any subcontractor be they an individual, firm, partnership, corporation, or association supplying the Contractor with labor, materials and/or equipment for the performance of this Contract.

6. Site Investigation Reports

The Contractor, in preparing the Bid, shall rely on any Site Investigation Reports referred to in the **SCC** supplemented by any information obtained by the Contractor.

7. Warranty

- 7.1. In case the Contractor fails to undertake the repair works under Section 62.2.2 of the 2016 revised IRR, the Procuring Entity shall forfeit its performance security, subject its property(ies) to attachment or garnishment proceedings, and perpetually disqualify it from participating in any public bidding. All payables of the GOP in his favor shall be offset to recover the costs.
- 7.2. The warranty against Structural Defects/Failures, except that occasioned-on force majeure, shall cover the period from the date of issuance of the Certificate of Final Acceptance by the Procuring Entity. Specific duration of the warranty is found in the **SCC**.

8. Liability of the Contractor

Subject to additional provisions, if any, set forth in the **SCC**, the Contractor's liability under this Contract shall be as provided by the laws of the Republic of the Philippines.

If the Contractor is a joint venture, all partners to the joint venture shall be jointly and severally liable to the Procuring Entity.

9. Termination for Other Causes

Contract termination shall be initiated in case it is determined *prima facie* by the Procuring Entity that the Contractor has engaged, before, or during the implementation of the contract, in unlawful deeds and behaviors relative to contract acquisition and implementation, such as, but not limited to corrupt, fraudulent, collusive, coercive, and obstructive practices as stated in **ITB** Clause 4.

10. Dayworks

Subject to the guidelines on Variation Order in Annex “E” of the 2016 revised IRR of RA No. 9184, and if applicable as indicated in the **SCC**, the Dayworks rates in the Contractor’s Bid shall be used for small additional amounts of work only when the Procuring Entity’s Representative has given written instructions in advance for additional work to be paid for in that way.

11. Program of Work

- 11.1. The Contractor shall submit to the Procuring Entity’s Representative for approval the said Program of Work showing the general methods, arrangements, order, and timing for all the activities in the Works. The submissions of the Program of Work are indicated in the **SCC**.
- 11.2. The Contractor shall submit to the Procuring Entity’s Representative for approval an updated Program of Work at intervals no longer than the period stated in the **SCC**. If the Contractor does not submit an updated Program of Work within this period, the Procuring Entity’s Representative may withhold the amount stated in the **SCC** from the next payment certificate and continue to withhold this amount until the next payment after the date on which the overdue Program of Work has been submitted.

12. Instructions, Inspections and Audits

The Contractor shall permit the GOP or the Procuring Entity to inspect the Contractor’s accounts and records relating to the performance of the Contractor and to have them audited by auditors of the GOP or the Procuring Entity, as may be required.

13. Advance Payment

The Procuring Entity shall, upon a written request of the Contractor which shall be submitted as a Contract document, make an advance payment to the Contractor in an amount not exceeding fifteen percent (15%) of the total contract price, to be made in lump sum, or at the most two installments according to a schedule specified in the **SCC**, subject to the requirements in Annex “E” of the 2016 revised IRR of RA No. 9184.

14. Progress Payments

The Contractor may submit a request for payment for Work accomplished. Such requests for payment shall be verified and certified by the Procuring Entity’s Representative/Project Engineer. Except as otherwise stipulated in the **SCC**, materials and equipment delivered on the site but not completely put in place shall not be included for payment.

15. Operating and Maintenance Manuals

- 15.1. If required, the Contractor will provide “as built” Drawings and/or operating and maintenance manuals as specified in the **SCC**.

- 15.2. If the Contractor does not provide the Drawings and/or manuals by the dates stated above, or they do not receive the Procuring Entity's Representative's approval, the Procuring Entity's Representative may withhold the amount stated in the **SCC** from payments due to the Contractor.

Section V. Special Conditions of Contract

Notes on the Special Conditions of Contract

Similar to the BDS, the clauses in this Section are intended to assist the Procuring Entity in providing contract-specific information in relation to corresponding clauses in the GCC found in Section IV.

The Special Conditions of Contract (SCC) complement the GCC, specifying contractual requirements linked to the special circumstances of the Procuring Entity, the Procuring Entity's country, the sector, and the Works procured. In preparing this Section, the following aspects should be checked:

- a. Information that complements provisions of the GCC must be incorporated.
- b. Amendments and/or supplements to provisions of the GCC as necessitated by the circumstances of the specific purchase, must also be incorporated.

However, no special condition which defeats or negates the general intent and purpose of the provisions of the GCC should be incorporated herein.

Special Conditions of Contract

GCC Clause	
2	Completion of work shall be within 90 calendar days.
4.1	The Procuring Entity shall give possession of all parts of the Site to the Contractor upon receipt of the Notice to Proceed.
6	The site investigation reports are: <i>[list here the required site investigation reports.]</i>
7.2	<p><i>[Select one, delete the other.]</i></p> <p><i>[In case of permanent structures, such as buildings of types 4 and 5 as classified under the National Building Code of the Philippines and other structures made of steel, iron, or concrete which comply with relevant structural codes (e.g., DPWH Standard Specifications), such as, but not limited to, steel/concrete bridges, flyovers, aircraft movement areas, ports, dams, tunnels, filtration and treatment plants, sewerage systems, power plants, transmission and communication towers, railway system, and other similar permanent structures:]</i> Fifteen (15) years.</p> <p><i>[In case of semi-permanent structures, such as buildings of types 1, 2, and 3 as classified under the National Building Code of the Philippines, concrete/asphalt roads, concrete river control, drainage, irrigation lined canals, river landing, deep wells, rock causeway, pedestrian overpass, and other similar semi-permanent structures:]</i> Five (5) years.</p> <p><i>[In case of other structures, such as bailey and wooden bridges, shallow wells, spring developments, and other similar structures:]</i> Two (2) years.</p>
10	Dayworks are applicable at the rate shown in the Contractor's original Bid.
13	The amount of the advance payment is no more that fifteen percent (15%) of the Contract Price subject to approval by the HOPE and compliance with the conditions under RA 9184 and its IRR.
14	No further instructions.
15.1	<p>The date by which operating and maintenance manuals are required is <i>thirty (30) days</i></p> <p>The date by which "as built" drawings are required as part of final payment</p>
15.2	The amount to be withheld for failing to produce "as built" drawings and/or operating and maintenance manuals by the date required is ten (10%) percent of the contract price.

Section VI. Specifications

Notes on Specifications

A set of precise and clear specifications is a prerequisite for Bidders to respond realistically and competitively to the requirements of the Procuring Entity without qualifying or conditioning their Bids. In the context of international competitive bidding, the specifications must be drafted to permit the widest possible competition and, at the same time, present a clear statement of the required standards of workmanship, materials, and performance of the goods and services to be procured. Only if this is done will the objectives of economy, efficiency, and fairness in procurement be realized, responsiveness of Bids be ensured, and the subsequent task of bid evaluation facilitated. The specifications should require that all goods and materials to be incorporated in the Works be new, unused, of the most recent or current models, and incorporate all recent improvements in design and materials unless provided otherwise in the Contract.

Samples of specifications from previous similar projects are useful in this respect. The use of metric units is mandatory. Most specifications are normally written specially by the Procuring Entity or its representative to suit the Works at hand. There is no standard set of Specifications for universal application in all sectors in all regions, but there are established principles and practices, which are reflected in these PBDs.

There are considerable advantages in standardizing General Specifications for repetitive Works in recognized public sectors, such as highways, ports, railways, urban housing, irrigation, and water supply, in the same country or region where similar conditions prevail. The General Specifications should cover all classes of workmanship, materials, and equipment commonly involved in construction, although not necessarily to be used in a particular Works Contract. Deletions or addenda should then adapt the General Specifications to the particular Works.

Care must be taken in drafting specifications to ensure that they are not restrictive. In the specification of standards for goods, materials, and workmanship, recognized international standards should be used as much as possible. Where other particular standards are used, whether national standards or other standards, the specifications should state that goods, materials, and workmanship that meet other authoritative standards, and which ensure substantially equal or higher quality than the standards mentioned, will also be acceptable. The following clause may be inserted in the SCC.

Sample Clause: Equivalency of Standards and Codes

Wherever reference is made in the Contract to specific standards and codes to be met by the goods and materials to be furnished, and work performed or tested, the provisions of the latest current edition or revision of the relevant standards and codes in effect shall apply, unless otherwise expressly stated in the Contract. Where such standards and codes are national, or relate to a particular country or region, other authoritative standards that ensure a substantially equal or higher quality than the standards and codes specified will be accepted

subject to the Procuring Entity's Representative's prior review and written consent. Differences between the standards specified and the proposed alternative standards shall be fully described in writing by the Contractor and submitted to the Procuring Entity's Representative at least twenty-eight (28) days prior to the date when the Contractor desires the Procuring Entity's Representative's consent. In the event the Procuring Entity's Representative determines that such proposed deviations do not ensure substantially equal or higher quality, the Contractor shall comply with the standards specified in the documents.

These notes are intended only as information for the Procuring Entity or the person drafting the Bidding Documents. They should not be included in the final Bidding Documents.



Republic of the Philippines
Quezon City

CITY ENGINEERING DEPARTMENT

Civic Center Building B, Quezon City Hall Compound, Elliptical Road
Diliman, Central 1100 Quezon City
Trunk line: +63 2 8988 4242



TECHNICAL SPECIFICATIONS

QUEZON CITY INFRASTRUCTURE PROJECT

PROJECT TITLE: PROPOSED REHABILITATION OF PERIMETER FENCE AND WATERLINE SYSTEM AT SAN JOSE HIGH SCHOOL

LOCATION: BARANGAY SAN JOSE, DISTRICT 1, QUEZON CITY

GR. GENERAL REQUIREMENTS

- a. Comply with the current and existing laws, ordinances and applicable codes, rules and regulations and standards. Any works perform contrary to the existing laws, rules and regulations, ordinances and standards without notice shall bear all cost arising therefrom.
- b. Drawings, specifications, codes and standards are minimum requirements. Where requirements differ, the more stringent apply.
- c. Should there be any change(s) in drawings or specifications, it is required to comply with the governing regulations, notify the implementing agency.
- d. Photographs shall be taken as, when and where directed at intervals of not more than one month. The photographs shall be sufficient in number and location to record the exact progress of the works. The photographs shall be retained and will become the property of the Government.
- e. Site verification / inspection shall be conducted to validate the scope of works. No extra compensation and extension of time shall be given due to negligence or inadvertence.
- f. The quality of materials shall be of the best grade of their respective kinds for the purpose. The work shall also be performed in the best and most capable manner in strict accordance with requirements of the plans and details. All materials not conforming to the requirements of these specifications shall be considered as defective.
- g. All equipment and installations shall meet or exceed minimum requirements of the standards and codes.
- h. Mobilization and Demobilization (if applicable)
 - i. Mobilization shall include all activities and related costs for transportation of personnel, equipment, and operating supplies to the site; establishment of offices, buildings, and other necessary general facilities for the operations at the site.
 - ii. Demobilization shall include all activities and costs for transportation of personnel, equipment, and supplies not anymore required within the construction site including the disassembly, removal and site clean-up of offices and other facilities assembled on the site specifically for this contract.
- i. Execute work in strict accordance with the best practices of the trades in a thorough, substantial, workmanlike manner by competent workmen. Provide a competent,

experienced, full-time supervisor who is authorized to make decisions on behalf of the Contractor.

j. Temporary Facilities and Utilities

- i. All facilities shall be near the job site, where necessary and shall conform to the best standard for the required types.
- ii. Temporary facilities shall be provided and maintained including sanitary facilities and first aid stations.
- iii. Temporary utilities shall be sufficiently provided until the completion of the project such as water, power and communication.
- iv. Temporary enclosure shall be provided within the construction site with adequate guard lights, railings and proper signages.
- v. Temporary roadways shall be constructed and maintained to sustain loads to be carried on them during the entire construction period.
- vi. Upon completion of the work, the temporary facilities shall be demolished, hauled-out and disposed properly.

k. Adequate construction safety and health protection shall be provided at all times during the execution of work to both workers and property.

- i. A fully trained Medical Aide shall be employed permanently on the site who shall be engaged solely from medical duties.
- ii. The medical room shall be provided in waterproof; it could be a building or room designated and used exclusively for the purpose and have a floor area of at least 15 square meters and a glazed window area of at least 2 square meters.
- iii. The location of the medical room and any other arrangements shall be made known to all employees by posting on prominent locations suitable notices in the site.
- iv. Additional safety precautions shall be provided in the observance of pandemic. Protocols set-forth by the government shall be strictly followed.

l. Necessary protections to the adjacent property shall be provided to avoid untoward incidents / accidents.

m. Final cleaning of the work shall be employed prior to the final inspection for certification of final acceptance. Final cleaning shall be applied on each surface or unit of work and shall be of condition expected for a building cleaning and maintenance program.

SW. SITE WORKS

- A. All grades, lines, levels and dimensions shall be verified as indicated on the plans and details. Any discrepancies or inconsistencies shall be reported before commencing to work.
- B. Removal / demolition of existing structures shall be done in accordance to safety procedures.
- C. All excavations shall be made to grade as indicated in the plans. Whenever water is encountered in the excavation process, it shall be removed by pumping, care being taken that the surrounding soil particles are not disturbed or removed.
- D. All backfills shall be placed in layers not exceeding to 150mm in thickness and each layer shall be thoroughly compacted wetting, tamping and rolling.

CWS. CIVIL / STRUCTURAL WORKS**CWSC. CONCRETE WORKS**

- a. Delivery, Storage, and Handling: All materials shall be so delivered, stored, and handled as to prevent the inclusion of foreign materials and the damage of materials by water or breakage. Package materials shall be delivered and stored in original packages until ready to be used. Packages or materials showing evidence of water or other damage shall be rejected.
- b. Unless otherwise specified herein, concrete works shall conform to the requirements of the ACI Building Code. Full cooperation shall be given on trades to install embedded items. Provisions shall be made for setting items not placed in the forms. Before concrete is placed, embedded items shall have been inspected and tested for concrete aggregates and other materials shall have been done.
- c. Materials
 - i. Cement for concrete shall conform to the requirements of specifications for Portland Cement (ASTM C – 150).
 - ii. Water used in mixing concrete shall be clean and free from other injurious amounts of oils, acids, alkaline, organic materials or other substances that may be deleterious to concrete or steel.
 - iii. Fine aggregates shall be beach or river sand conforming to ASTM C33, "Specification for Concrete Aggregates". Sand particle shall be coarse, sharp, clean free from salt, dust, loam, dirt and all foreign matters.
 - iv. Coarse aggregates shall be either natural gravel or crushed rock conforming to the "Specifications for Concrete Aggregates (ASTM C33). The minimum size of aggregates shall be larger than one fifth (1/5) of the narrowest dimensions between sides of the forms within which the concrete is to be cast nor larger than three fourths (3/4) of the minimum clear spacing between reinforcing bars or between reinforcing bars and forms.
- d. Proportioning and Mixing
 - i. Proportioning and mixing of concrete shall conform to the requirements for Item 405 of the standard specification with the following proportions:

Cement : Sand : Gravel
 - Class "A" - 1 : 2 : 3
 - Class "B" - 1 : 2 : 4
 - Class "C" - 1 : 2 ½
 - ii. Concrete mixture to be used for concrete shall conform with the structural requirements.
 - iii. Mixing – concrete shall be machine mixed. Mixing shall begin within 30 minutes after the cement has been added to the aggregates.
- e. Forms
 - i. General – Forms shall be used whatever necessary to confine the concrete and shape it to the required lines, or to insure the concrete of contamination with materials caving from adjacent, excavated surfaces. Forms shall have sufficient strength to withstand the pressure resulting from placement and vibration of the concrete, and shall be maintained rigidly in correct position. Forms shall be sufficiently tight to prevent loss of mortar from the concrete. Forms shall be ¾" waterproof plywood and form lumber.
 - ii. Cleaning of Forms – before placing the concrete, the contact surfaces of the formed shall be cleaned of encrustations of mortar, the grout or other foreign material.

- iii. Removal of Forms – forms shall be removed in a manner which will prevent damage to the concrete. Forms shall not be removed without approval. Any repairs of surface imperfections shall be formed at once and airing shall be started as soon as the surface is sufficiently hard to permit it without further damage.

f. Placing Reinforcement:

Steel reinforcement shall be provided as indicated, together with all necessary wire ties, chairs, spacer supported and other devices necessary to install and secure the reinforcement properly. All reinforcement, when placed, shall be free from loose, flaky rust and scale, oil grease, clay and other coating and foreign substances that would reduce or destroy its bond with concrete. Reinforcement shall be placed accurately and secured in place by use of metal or concrete supports, spacers and ties. Such supports shall be used in such manner that they will not be exposed or contribute in any way, to the discoloration or deterioration of the concrete.

g. Conveying and Placing Concrete:

- i. Conveying – concrete shall be conveyed from mixer to forms as rapidly as applicable, by methods which will prevent segregation, or loss of ingredients. There will be no vertical drop greater than 1.5 meters except where suitable equipment is provided to prevent segregation and where specifically authorized.
- ii. Placing – concrete shall be worked readily into the corners and angles of the forms and around all reinforcement and imbedded items without permitting the material to segregate, concrete shall be deposited as close as possible to its final position in the forms so that flow within the mass does not exceed two (2) meters and consequently segregation is reduced to a minimum near forms or embedded items, or elsewhere as directed, the discharge shall be so controlled that the concrete may be effectively compacted into horizontal layers not exceeding 30 centimeters in depth within the maximum lateral movement specified.
- iii. Time interval between mixing and placing. Concrete shall be placed before initial set has occurred and before it has contained its water content for more than 45 minutes. No concrete mix shall be placed before 60 complete revolution of the machine mixer.
- iv. Consolidation of Concrete – concrete shall be consolidated with the aid of mechanical vibrating equipment and supplemented by the hand spading and tamping. Vibrators shall not be inserted into lower cured that have commenced initial set; and reinforcement embedded in concrete beginning to set or already set shall not be disturbed by vibrators. Consolidation around major embedded parts shall by hand spading and tamping and vibrators shall not be used.
- v. Placing Concrete through reinforcement – In placing concrete through reinforcement, care shall be taken that no segregation of the coarse aggregate occurs. On the bottom of beams and slabs, where the congestion of steel near the forms makes placing difficult, a layer of mortar of the same cement-sand ratios as used in concrete shall be first deposited to cover the surfaces.

h. Curing

- i. General – All concrete shall be moist cured for a period not less than seven (7) consecutive days by an approved method or combination applicable to local conditions.
- ii. Moist Curing – The surface of the concrete shall be kept continuously wet by covering with burlap plastic or other approved materials thoroughly saturated with water and keeping the covering spraying or intermittent hosing.

i. Finishing

- i. Concrete surfaces shall not be plastered unless otherwise indicated. Exposed concrete surfaces shall be formed with plywood, and after removal of forms, the surfaces shall be smooth, true to line and shall present or finished appearance except for minor defects which can be easily repaired with patching with cement

mortar, or can be ground to a smooth surface to remove all joint marks of the form works.

- ii. Concrete Slabs on Fill. The concrete slabs on fill shall be laid on a prepared foundation consisting of sub grade and granular fill with thickness equal to the thickness of the overlaying slab except when indicated.

CWSMA. MASONRY

- a. Masonry Units (CHB):
 - i. 100mm thick for all interior walls and exterior walls unless otherwise indicated.
 - ii. Use 400 psi for non-load bearing blocks and 700 psi for load bearing blocks where required.
 - iii. Where full height walls are constructed with concrete hollow blocks, these shall extend up to the bottom of beam or slab unless otherwise indicated on plans. Provide stiffener columns & lintel beams as specified in the structural drawings or as specified or as deemed required to assure a stabilized wall due to height & other considerations.
- b. Sand:

S-1, washed, clean and greenish in color.
- c. Mortar:

One part "Portland" cement and two parts sand and water but not more than three parts sand and water.
- d. Plaster bond:

Apply plaster bond to all wall area.

CWSMP. WATERPROOFING

- a. Waterproofing:

Furnish all labor, materials, equipment, plant and other facilities required to complete all waterproofing work as shown on the drawings and herein specified. All applications shall be strictly performed by an approved waterproofing Contractor.
- b. Testing:

Test waterproofed area by seventy-two (72) hours and check for any seepages.

Note: Thickness should be as per Manufacturers Specifications and Installation depending on the Areas to be applied with.

AW. ARCHITECTURAL WORKS

AW03/04. TILE WORKS

- a. Both broken and unbroken old tiles must be chip-off
- b. Surface should be smoothen & clean.
- c. Ceramic tiles shall be soaked in clean water prior to installation.
- d. Lay the tiles true to profile as specified in the plan.

AWD. FABRICATED DOORS & WINDOWS

All doors and windows must be in approved quality as specified in the plan and program of works.

AW02. CEILING FINISHES

1. **Fiber Cement Board on Metal Frame.** The ceiling materials to be used shall conform to the samples approved by the City Engineer. All ceiling works shall be done by men experienced and qualified to do this particular specialty trade. The installation of ceiling materials shall be in accordance with the detailed section and with the manufacturer's manual instructions. Ceiling materials shall be cut as required to fit the perpendicular condition and should be properly secured by anchorage and other accessories to complete the installation. No mechanical work shall be exposed on the finish work. All joints around electrical outlets, pipes and other works extending through materials shall be sealed with caulking.
2. **Moisture-Resistant Gypsum Board on Metal Frame.** The ceiling materials to be used shall conform to the samples approved by the City Engineer. All ceiling works shall be done by men experienced and qualified to do this particular specialty trade. The installation of ceiling materials shall be in accordance with the detailed section and with the manufacturer's manual instructions. Ceiling materials shall be cut as required to fit the perpendicular condition and should be properly secured by anchorage and other accessories to complete the installation. No mechanical work shall be exposed on the finish work. All joints around electrical outlets, pipes and other works extending through materials shall be sealed with caulking.
3. **Gypsum Board on Metal Frame.** The ceiling materials to be used shall conform to the samples approved by the City Engineer. All ceiling works shall be done by men experienced and qualified to do this particular specialty trade. The installation of ceiling materials shall be in accordance with the detailed section and with the manufacturer's manual instructions. Ceiling materials shall be cut as required to fit the perpendicular condition and should be properly secured by anchorage and other accessories to complete the installation. No mechanical work shall be exposed on the finish work. All joints around electrical outlets, pipes and other works extending through materials shall be sealed with caulking.
4. **Acoustic Board Ceiling on T-Runner Frame.** The ceiling materials to be used shall conform to the samples approved by the City Engineer. All ceiling works shall be done by men experienced and qualified to do this particular specialty trade. The installation of ceiling materials shall be in accordance with the detailed section and with the manufacturer's manual instructions. Ceiling materials shall be cut as required to fit the perpendicular condition and should be properly secured by anchorage and other accessories to complete the installation. No mechanical work shall be exposed on the finish work. All joints around electrical outlets, pipes and other works extending through materials shall be sealed with caulking.
5. **Slab Soffit.**

AWP. PAINTING WORKS

- a. All primers, thinners and putty, also waterproofing for internal and external application shall be the same brand as the specified material.
- b. Application shall be as per paint Manufacturer's specification and recommendation.
- c. Provide all drop cloth and other covering requisite for protection of floors, walls, aluminum, glass, finishes and other works.
- d. All applications and methods used shall strictly follow the Manufacturer's Instructions and Specifications.
- e. All surfaces including masonry wall shall be thoroughly cleaned, puttied, sandpapered, rubbed and polished; masonry wall shall be treated with Neutralizer.
- f. All exposed finish hardware, lighting fixtures and accessories, glass and the like shall be adequately protected so that these are not stained with paint and other painting materials prior to painting works.

- g. All other surfaces endangered by stains and paint marks should be taped and covered with craft paper.

S/PW SANITARY / PLUMBING WORKS

- A. Comply with the current applicable codes, ordinances, and regulations of the authority or authorities having jurisdiction, the rules, regulations and requirements of the utility companies (as applicable).
- B. Supply, installation and testing of the following:
 - B.1 Potable water supply system complete in all respects including but not limited to submittals, shop drawings, piping, water meters, valves, bibbs, insulation, all accessories required for complete and operational of the system.
 - B.2 Water service connections including but not limited to water meters, float valves. Any and all other works involve in providing the complete operation of the water supply system.
 - B.3 Soil waste and vent system complete in all respect including but not limited to connection to existing sewer, submittals, shop drawings, pipes, fittings, valves, cleanout, drains, etc. Complete and operational.
 - B.4 Storm drainage system complete in all respect including but not limited to connection to existing storm drainage, submittals, shop drawings, pipes, fittings, valves, cleanout, drains, etc. Complete and operational.
- C. Workmanship and installation methods shall conform to the best modern practice. Employ skilled tradesmen to perform work under the direct supervision of fully qualified personnel.
- D. All equipment and installations shall meet or exceed minimum requirements of the Standards and Codes as specified in plans and program of work.
- E. Install equipment in strict accordance with manufacturers written recommendations.
- F. Physical sizes of all plant and equipment are to be suitable for the space allocated for the accommodation of such plant and equipment, taking into account the requirement of access for maintenance purposes.
- G. In selecting makes and types of equipment, the Contractor shall ascertain that facilities for proper maintenance, repair and replacement are provided.
- H. Where the Contractor proposes to use an item of equipment other than that specified or detailed in the drawing, which requires any redesign of the system, drawings showing the layout of the equipment and such redesign as required therefore shall be prepared by the Contractor at his own expenses. Where such approved deviation necessitates a different quantity and arrangement of materials and equipment's from that originally specified or indicated in the drawings, the Contractor shall furnish and install any such additional materials and equipment's required by the system at no additional cost.
- I. Equipment catalogue and manufacturer's specifications must be submitted for examination and details shall be submitted for approval before any equipment is to be ordered.
- J. This shall include all information necessary to ascertain the equipment comply with this specification and drawings. Data and sales catalogue of a general nature will not be accepted.
- K. All materials, equipment, components and accessories shall be delivered to the Site in a new condition, properly packed and protected against damage or contamination or distortion, breakage or structural weakening due to handling, adverse weather or other circumstances and, as far as practicable, they shall be kept in the packing cases or under approved protective coverings until required for use.
- L. Any items suffering from damage during manufacture, or in transit, or on site whilst in storage or during erection shall be rejected and replaced without extra cost.

- M. All sanitary fittings and pipework shall be cleaned after installation and keep them in a new condition.
- N. All installed pipelines shall be flushed through with water, rodded when necessary to ensure clearance of debris.
- O. Cleaning and flushing shall be carried out in sections as the installation becomes completed.
- P. The Contractor shall carry out hydraulic test on the complete plumbing systems and the drainage system to show that it is functioning satisfactorily within the requirements of this Specification and local regulations.
- Q. The Contractor shall provide suitable test pumps and arrange for a supply of water required in connection with testing of pipework. The test pump shall be fitted with pressure gauges which shall be of suitable range for the pressure being applied.
- R. Hydraulic tests shall be carried out as the pipework is installed and shall be completed before chases in walls and ducts are closed. Also test shall be carried out prior to false ceilings and other finishes are installed.
- S. Testing apparatus shall be provided by the Contractor. Where any section of pipework or equipment is unable to withstand the maximum pipework test pressure, it shall be isolated during the pipework test then that section of pipework or equipment shall be re-tested at the appropriate test pressure.
- T. The Sanitary Contractor must carry out any additional tests required by the end-user and/or approving agency.
- U. Drainage pipe shall be tested by filling the pipe with 3m. of water higher than the test section and wait for 15 min, then check for leakage at every joints.
- V. Testing of drainage systems shall be carried out in sections by dividing the system horizontally. Each section shall comprise pipework and fitting for three floors/storeys required for testing.
- W. Drainage pressure pipe shall be hydraulic tested at minimum pressure 50 psi.
- X. Hangers and supports for plumbing piping and equipment shall withstand the effects of gravity loads and stresses within limits and under conditions indicated according to ASCE/SEI 7.
- Y. Install hangers and supports to allow controlled thermal and seismic movement of piping systems, to permit freedom of movement between pipe anchors, and to facilitate action of expansion joints, expansion loops, expansion bends, and similar units.
- Z. Install lateral bracing with pipe hangers and supports to prevent swaying.
- AA. Install building attachments within concrete slabs or attach to structural steel. Install additional attachments at concentrated loads, including valves, flanges, and strainers, NPS 2-1/2 (DN 65) and larger and at changes in direction of piping. Install concrete inserts before concrete is placed; fasten inserts to forms and install reinforcing bars through openings at top of inserts.
- BB. Install hangers and supports so that piping live and dead loads and stresses from movement will not be transmitted to connected equipment.
- CC. Install hangers and supports to provide indicated pipe slopes and to not exceed maximum pipe deflections allowed by ASME B31.9 for building services piping.

EW. ELECTRICAL WORKS

- A. Comply with the current applicable codes, ordinances, and regulations of the authority or authorities having jurisdiction, the rules, regulations and requirements of the utility companies (as applicable).
- B. Drawings, specifications, codes and standards are minimum requirements. Where requirements differ, the more stringent apply.

- C. All equipment and installations shall meet or exceed minimum requirements of the Standards and Codes.
- D. Execute work in strict accordance with the best practices of the trades in a thorough, substantial, workmanlike manner by competent workmen.
- E. When the tests and inspections have been completed, a label shall be attached to all devices tested. The label shall provide the name of the testing company, the date the tests were completed, and the initials of the person who performed the tests.

F. PANELBOARDS

- F.1 Fabricate and test panelboards according to IEEE 344 to withstand seismic forces defined in Division 16 Sections 16073 and 16074 "Hangers and Supports for Electrical Systems and Vibration and Seismic controls for Electrical Systems" respectively.
- F.2 Enclosures: Flush, Surface, Flush- and surface-mounted cabinets.
 - F.2.1 Rated for environmental conditions at installed location.
 - i. Indoor Dry and Clean Locations: NEMA 250, Type 1.
 - ii. Outdoor Locations: NEMA 250, Type 3R.
 - iii. Kitchen and Wash-Down Areas: NEMA 250, Type 4X, stainless steel.
 - iv. Other Wet or Damp Indoor Locations: NEMA 250, Type 4.
 - v. Indoor Locations Subject to Dust, Falling Dirt, and Dripping Noncorrosive Liquids: NEMA 250, Type 5 or Type 12.
 - F.2.2 Front: Secured to box with concealed trim clamps. For surface-mounted fronts, match box dimensions; for flush-mounted fronts, overlap box.
 - F.2.3 Hinged Front Cover: Entire front trim hinged to box and with standard door within hinged trim cover.
 - F.2.4 Skirt for Surface-Mounted Panelboards: Same gage and finish as panelboard front with flanges for attachment to panelboard, wall, and ceiling or floor.
 - F.2.5 Gutter Extension and Barrier: Same gage and finish as panelboard enclosure; integral with enclosure body. Arrange to isolate individual panel sections.
 - F.2.6 Finishes:
 - i. Panels and Trim: Steel and galvanized steel, factory finished immediately after cleaning and pretreating with manufacturer's standard two-coat, baked-on finish consisting of prime coat and thermosetting topcoat.
 - ii. Back Boxes: Galvanized steel Same finish as panels and trim.
 - iii. Fungus Proofing: Permanent fungicidal treatment for overcurrent protective devices and other components.
 - F.2.7 Directory Card: Inside panelboard door, mounted in transparent card holder metal frame with transparent protective cover.
- F.3 Incoming Mains Location: Top or Bottom.
- F.4 Phase, Neutral, and Ground Buses:
 - F.4.1 Material: Hard-drawn copper, 98 percent conductivity.

- F.4.2 Equipment Ground Bus: Adequate for feeder and branch-circuit equipment grounding conductors; bonded to box.
- F.4.3 Neutral Bus: 100 percent of phase bus 4. Extra-Capacity Neutral Bus: Neutral bus rated 200 percent of phase bus and UL listed as suitable for nonlinear loads.



ENGR. KELVIN M. MARZONIA

Planning and Design Division



ENGR. RALPH GREGOR M. MANALO

Planning and Design Division

Section VII. Drawings

[Insert here a list of Drawings. The actual Drawings, including site plans, should be attached to this section, or annexed in a separate folder.]

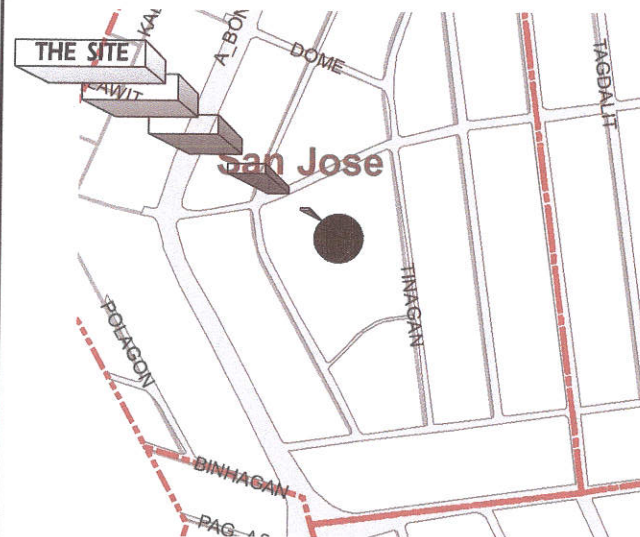


TABLE OF CONTENTS

ARCHITECTURAL		PLUMBING	
AR-1	VICINITY MAP	PL-1	GENERAL NOTES
	LOCATION PLAN		LEGEND AND SYMBOLS
AR-2	PERSPECTIVE	PL-2	WATERLINE LAYOUT
	SITE DEVELOPMENT PLAN		SCHEDULE OF EQUIPMENT
AR-3	MALE TOILET LAYOUT (ATO BUILDING)	PL-3	MALE TOILET WATERLINE LAYOUT (ATO YAP BUILDING)
	SECTION THRU-A		MALE TOILET WATERLINE LAYOUT (MATHAY BUILDING GROUND FLR - THIRD FLR)
AR-4	SCHEDULE OF DOORS	PL-4	MALE TOILET SEWER LINE LAYOUT (MATHAY BLDG GROUND FLR - THIRD FLR)
	FEMALE TOILET LAYOUT (MATHAY BUILDING GROUND FLR - THIRD FLR)		FEMALE TOILET WATERLINE LAYOUT (MATHAY BUILDING)
AR-5	SECTION THRU-A	PL-5	TOILET WATERLINE LAYOUT (BESIDE ICASIANO BUILDING)
	SCHEDULE OF DOOR		KITCHEN AND TOILET WATERLINE LAYOUT (ICASIANO BUILDING)
AR-6	EXISTING MALE TOILET LAYOUT (MATHAY BUILDING GROUND FLR - THIRD FLR)		KITCHEN AND TOILET SEWER LINE LAYOUT (ICASIANO BUILDING)
	PROPOSED MALE TOILET LAYOUT (MATHAY BUILDING GROUND FLR - THIRD FLR)		
AR-7	SECTION THRU-A	ELECTRICAL	
	SCHEDULE OF DOORS	EL-1	GENERAL NOTES
AR-8	EXISTING MALE TOILET LAYOUT FOR CONVERSION (ICASIANO BUILDING)	EL-2	LEGEND AND SYMBOLS
	PROPOSED STORAGE ROOM (ICASIANO BUILDING)		MISCELLANEOUS DETAILS
AR-9	SECTION THRU-A	EL-3	MALE TOILET LIGHTING LAYOUT (ATO YAP BUILDING)
	SECTION THRU-B		FEMALE TOILET LIGHTING LAYOUT (MATHAY BLDG GROUND FLR - THIRD FLR)
AR-10	SCHEDULE OF DOORS		MALE TOILET LIGHTING LAYOUT (MATHAY BLDG GROUND FLR - THIRD FLR)
	TOILET LAYOUT (BESIDE CASIANO BUILDING)		MALE TOILET LIGHTING LAYOUT (ICASIANO BUILDING)
AR-11	SECTION THRU-A	EL-3	TOILET LIGHTING LAYOUT (BESIDE ICASIANO BUILDING)
	SCHEDULE OF DOORS		KITCHEN AND TOILET LIGHTING LAYOUT (ICASIANO BUILDING)
AR-12	EXISTING KITCHEN AND TOILET LAYOUT (ICASIANO BUILDING)		
	PROPOSED KITCHEN AND TOILET LAYOUT (ICASIANO BUILDING)		
AR-13	SECTION THRU-A		
	SCHEDULE OF DOORS		
AR-14	COUNTER TOP DETAILS		

STRUCTURAL

ST-1	GENERAL NOTES
	EXISTING CHB FENCE
	COLUMN AND BEAM DETAILS
ST-2	PROPOSED CHB FENCE
	COLUMN FOOTING DETAILS
	PROPOSED GATE DETAILS

1	VICINITY MAP
---	--------------

SCALE : N.T.S

2 LOCATION MAP

SCALE : N.T.S



Republika ng Pilipinas
Lungsod ng Quezon
KAGAWARAN NG INHINYERYA
(CITY ENGINEERING DEPARTMENT)

PROJECT TITLE :

**PROPOSED REHABILITATION OF
PERIMETER FENCE AND WATERLINE
SYSTEM AT SAN JOSE HIGH SCHOOL**

LOCATION: BARANGAY SAN JOSE, DISTRICT 1, QUEZON CITY

DATE: _____

DESIGNED BY:

DRAWN BY: DEXT

PAUL ROQUE
CIVIL ENGINEER

CHECKED BY: RDN

REVISION NO.:

SUBMITTED BY:

2000

ENGR. FREDISWINDA DL. DE GUZMAN
HEAD, PLANNING & DESIGN DIVISION

RECOMMENDING APPROVAL :

100

15

ATTY. MARK DALE DIAMOND P. PERRAL
CITY ENGINEER

APPROVED BY -

1

1

HON. MA. JOSEFINA G. BELMONTE
CITY MAYOR

SHEET CONTENT

[illegible]

100

VICINITY MAP
LOCATION MAP
SITE DEVELOPMENT

SITE DEVELOPMENT
PLAN

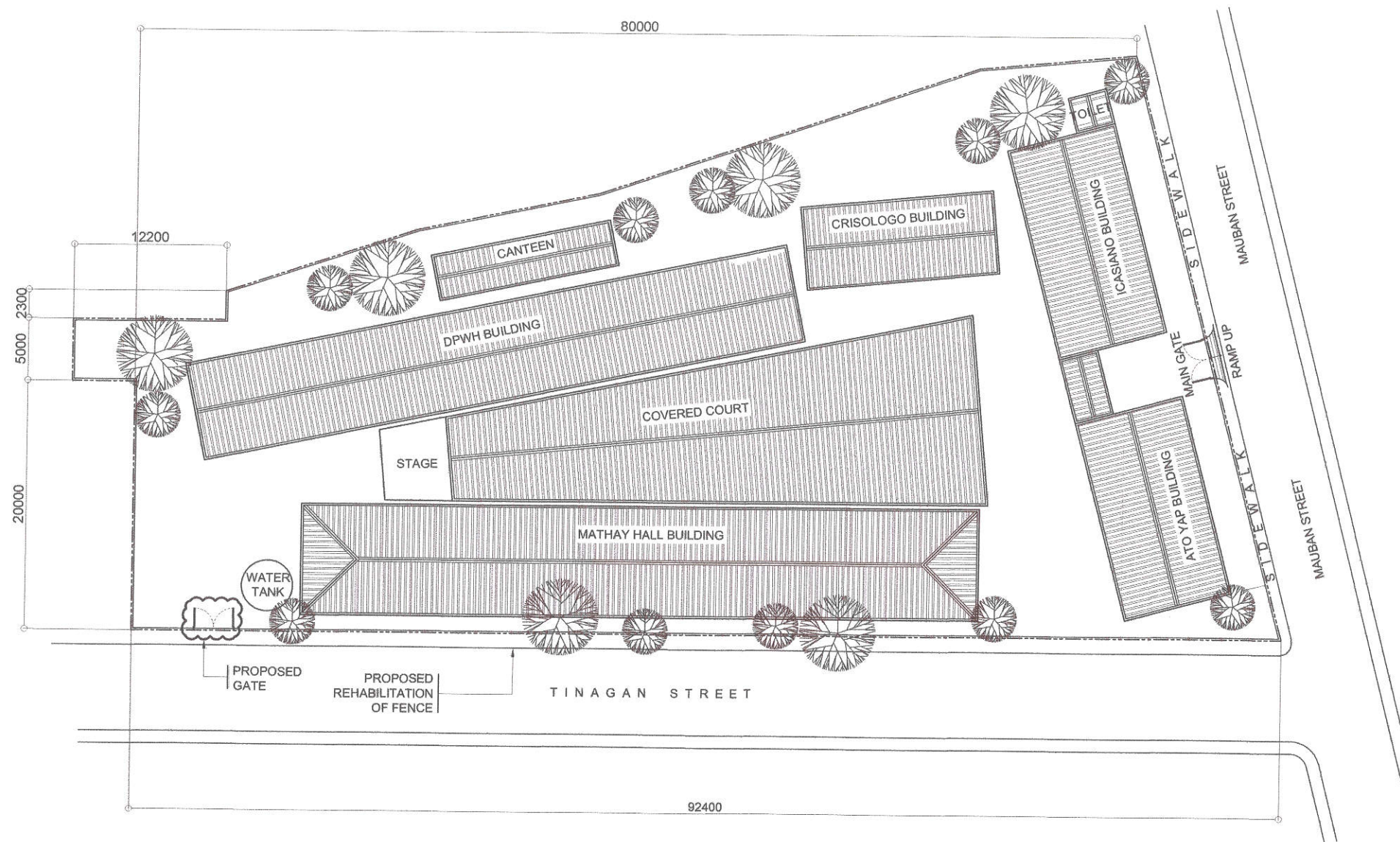
2. 1000000

[illegible]

1

AR-0

01	1
----	---



1

SITE DEVELOPMENT PLAN

SCALE : N.T.S



Republika ng Pilipinas
Lungsod ng Quezon
KAGAWARAN NG INHINYERYA
(CITY ENGINEERING DEPARTMENT)

PROJECT TITLE :

**PROPOSED REHABILITATION OF
PERIMETER FENCE AND WATERLINE
SYSTEM AT SAN JOSE HIGH SCHOOL**

LOCATION:

BARANGAY SAN JOSE, DISTRICT 1, QUEZON CITY

DATE:

DESIGNED BY:

Paul Roome
PAUL ROOME
CIVIL ENGINEER

REVISION NO.:

DRAWN BY: DEXT

CHECKED BY: RDN

SUBMITTED BY:

Engr. Frediswinda D. de Guzman
ENGR. FREDISWINDA D. DE GUZMAN
HEAD, PLANNING & DESIGN DIVISION

RECOMMENDING APPROVAL :

Atty. Mark Dale Diamond P. Perral
ATTY. MARK DALE DIAMOND P. PERRAL
CITY ENGINEER

APPROVED BY :

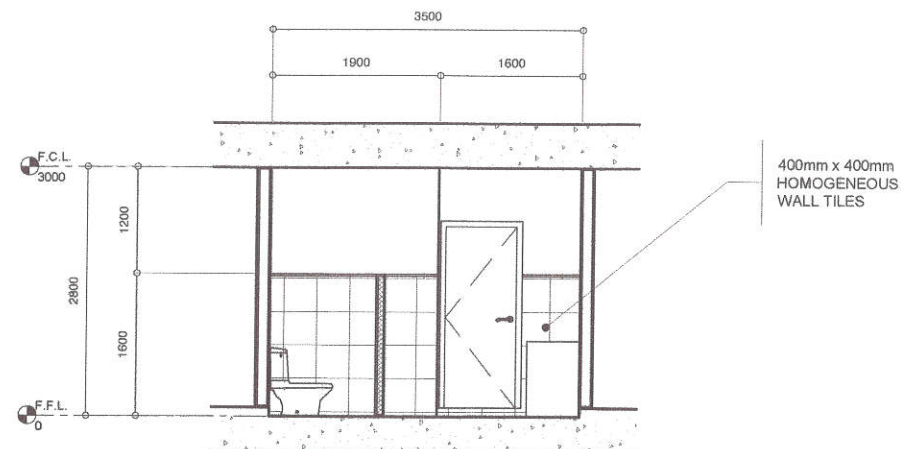
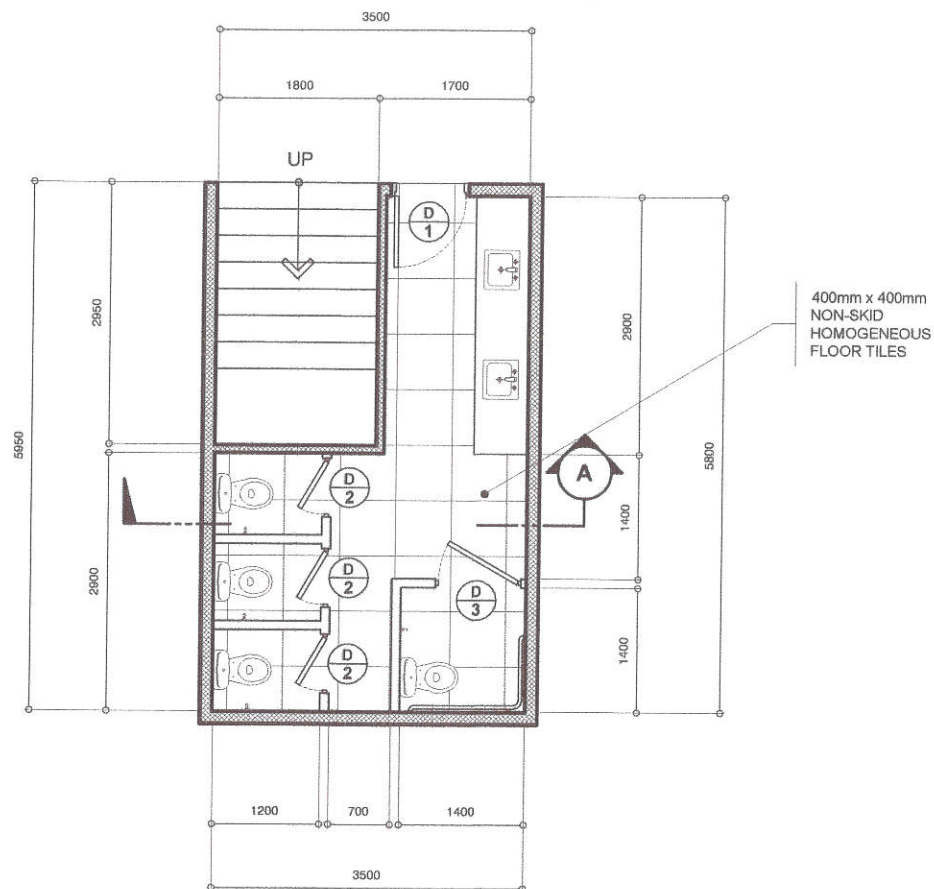
Hon. Ma. Josefina G. Belmonte
HON. MA. JOSEFINA G. BELMONTE
CITY MAYOR

SHEET CONTENT

SITE DEVELOPMENT
PLAN

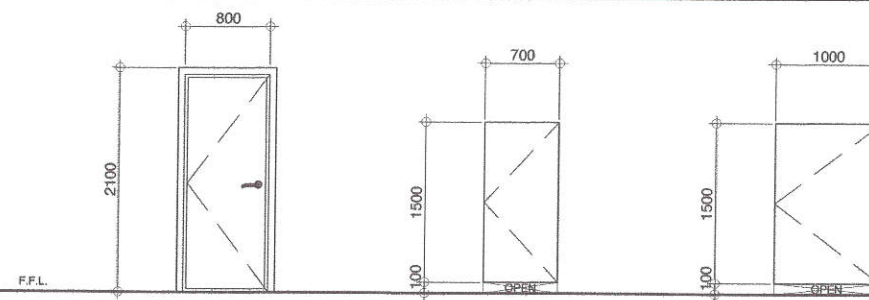
SHEET NO.

AR-02
0219



2 SECTION THRU "A"

SCALE 1:60M.



NAME	D 1	D 2	D 3
NO. OF SETS	1	3	1
DESCRIPTION	PANEL DOOR	FLUSH DOOR	FLUSH DOOR
LOCATION	COMFORT ROOM	COMFORT ROOM	PWD COMFORT ROOM
REMARKS	TO BE REPLACED	TO BE REPLACED	TO BE REPLACED

1 MALE TOILET LAYOUT

SCALE 1:60M.

3 SCHEDULE OF DOORS

SCALE 1:60M.



Republika ng Pilipinas
Lungsod ng Quezon
KAGAWARAN NG INHINYERYA
(CITY ENGINEERING DEPARTMENT)

PROJECT TITLE:

**PROPOSED REHABILITATION OF
PERIMETER FENCE AND WATERLINE
SYSTEM AT SAN JOSE HIGH SCHOOL**

LOCATION:

BARANGAY SAN JOSE, DISTRICT 1, QUEZON CITY

DATE:

DESIGNED BY:

PABLO RODRIGUEZ
CIVIL ENGINEER

REVISION NO.:

DRAWN BY: RENT

CHECKED BY: RDN

SUBMITTED BY:

ENGR. FREDISWING A. DE GUZMAN
HEAD, PLANNING & DESIGN DIVISION

RECOMMENDING APPROVAL:

ATTY. MARK DALE DIAMOND P. PERRAL
CITY ENGINEER

APPROVED BY:

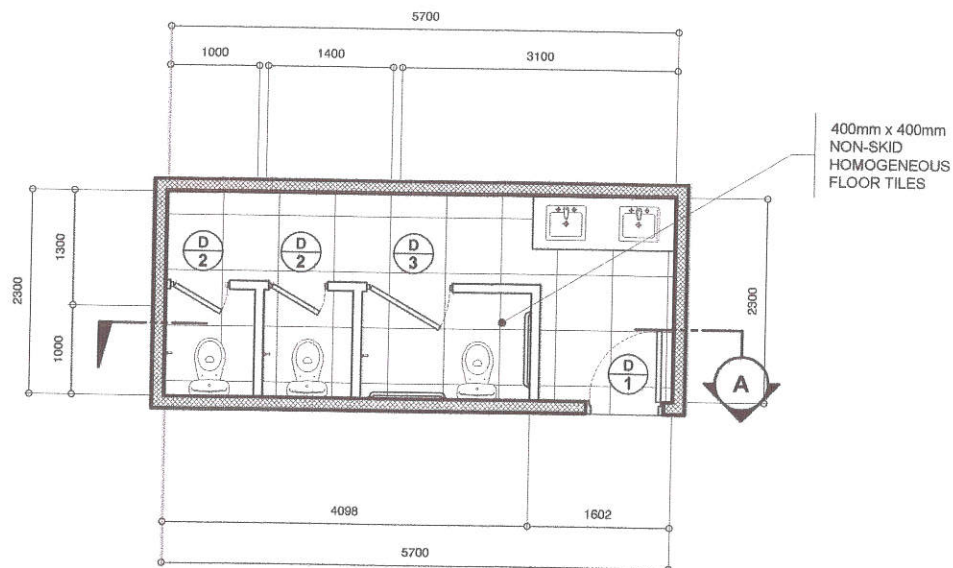
HON. MA. JOSEFINA G. BELMONTE
CITY MAYOR

SHEET CONTENT

MALE TOILET LAYOUT
SECTION THRU "A" - "A"
SCHEDULE OF DOORS

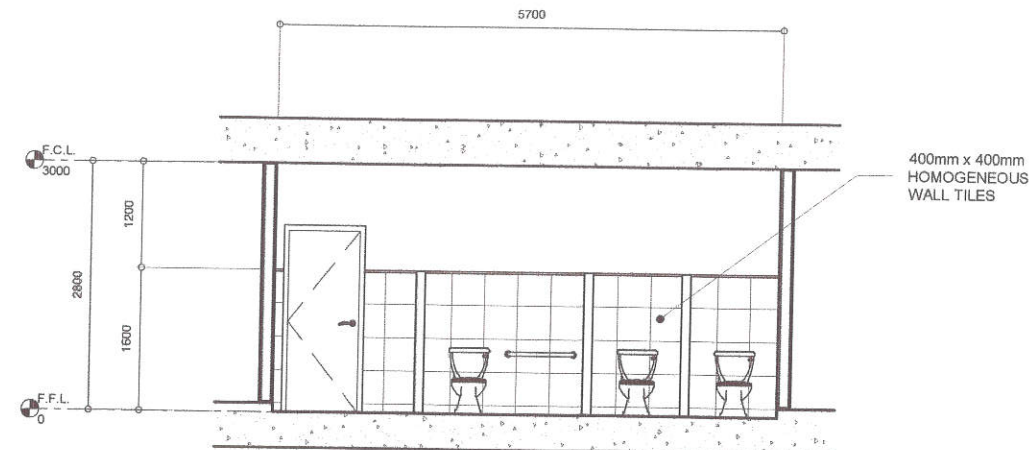
SHEET NO.

AR-03
03 19



NOTE:

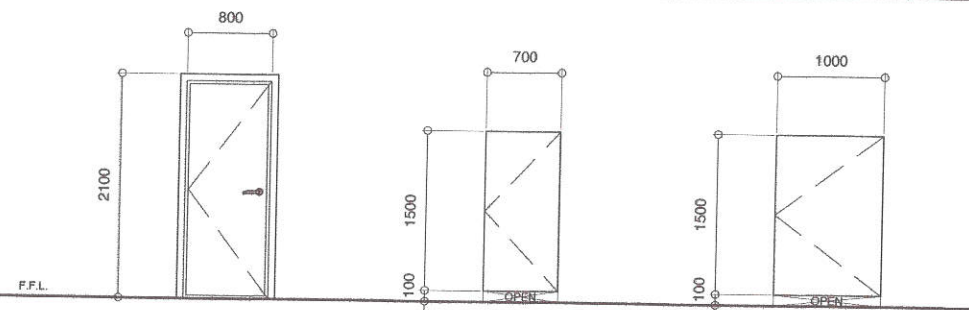
1. WALL TILES AND FLOOR TILES TO BE REPLACED
2. ALL DOORS TO BE REPLACED



NOTE:
1. WALL TILES TO BE REPLACED

2 SECTION THRU "A"

SCALE 1:60M.



NAME	D 1	D 2	D 3
NO. OF SETS	3	6	3
DESCRIPTION	PANEL DOOR	FLUSH DOOR	FLUSH DOOR
LOCATION	COMFORT ROOM	COMFORT ROOM	PWD COMFORT ROOM
REMARKS	TO BE REPLACED	TO BE REPLACED	TO BE REPLACED

1 FEMALE TOILET LAYOUT (MATHAY BUILDING GROUND FLOOR TO THIRD FLOOR)

SCALE 1:60M.

3 SCHEDULE OF DOORS

SCALE 1:60M.



Republika ng Pilipinas
Lungsod ng Quezon
KAGAWARAN NG INHINYERYA
(CITY ENGINEERING DEPARTMENT)

PROJECT TITLE :

**PROPOSED REHABILITATION OF
PERIMETER FENCE AND WATERLINE
SYSTEM AT SAN JOSE HIGH SCHOOL**

LOCATION:
BARANGAY SAN JOSE, DISTRICT 1, QUEZON CITY

DATE:

DESIGNED BY:

Engr. FREDISWINDA D. DE GUZMAN
CITY ENGINEER

REVISION NO.:

DRAWN BY: DEXT
CHECKED BY: RDN

SUBMITTED BY:

ENGR. FREDISWINDA D. DE GUZMAN
HEAD, PLANNING & DESIGN DIVISION

RECOMMENDING APPROVAL :

ATTY. MARK DALE DIAMOND P. PERRAL
CITY ENGINEER

APPROVED BY :

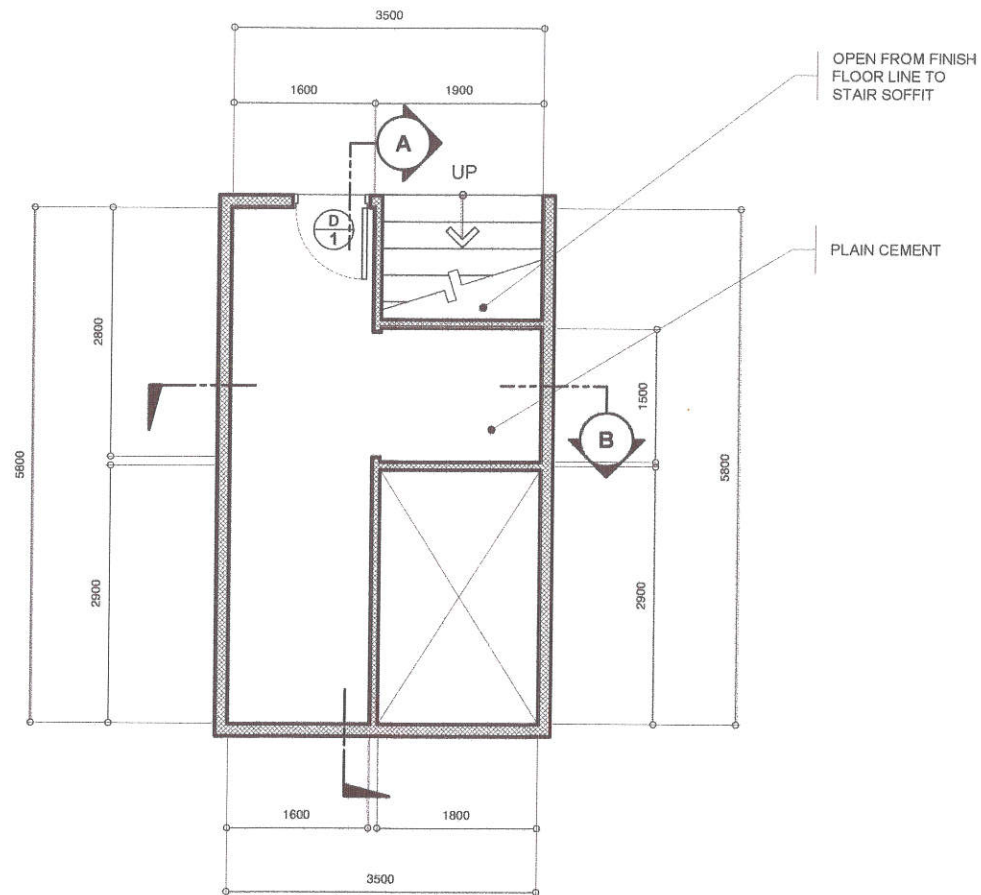
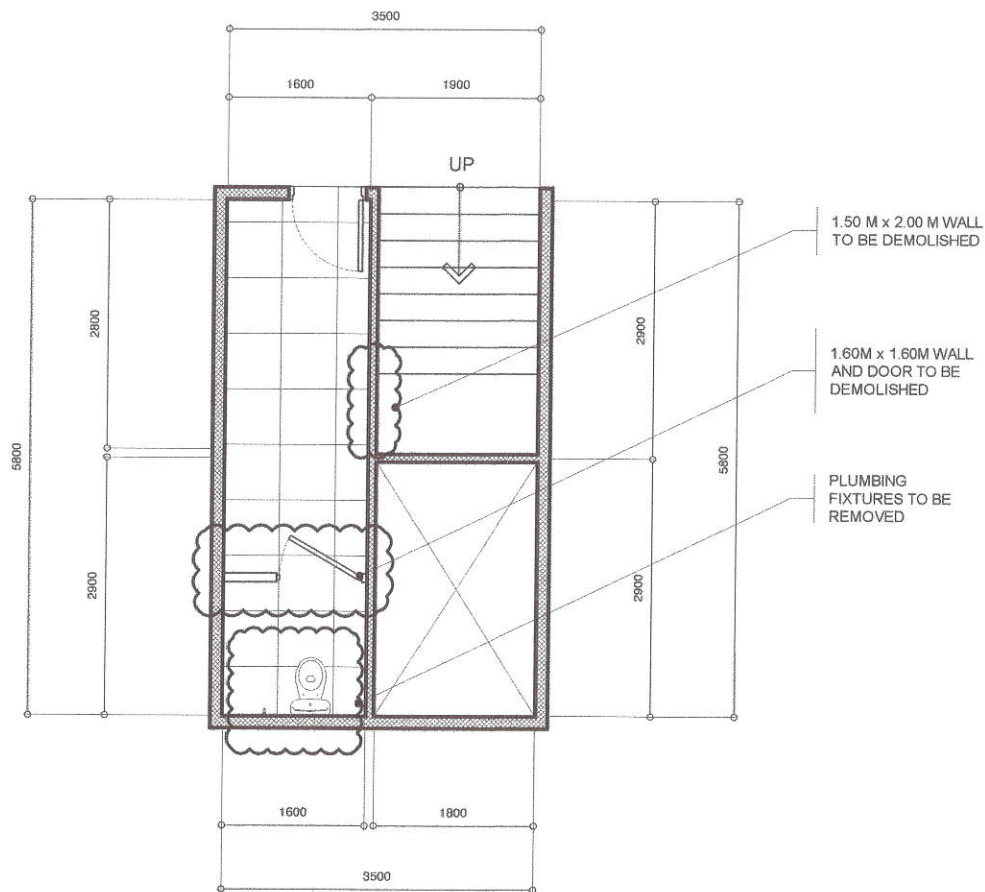
HON. MA. JOSEFINA G. BELMONTE
CITY MAYOR

SHEET CONTENT

FEMALE TOILET LAYOUT
(MATHAY BUILDING)
SECTION THRU "A"
SCHEDULE OF DOORS

SHEET NO.

AR-04
04 19



NOTE:

1. WALL TILES AND FLOOR TILES TO BE REPLACED
2. ALL DOORS TO BE REPLACED

1 EXISTING MALE TOILET LAYOUT FOR CONVERSION

(ICASIANO BUILDING)

SCALE 1:60M.

2 PROPOSED STORAGE ROOM

(ICASIANO BUILDING)

SCALE 1:60M.



Republika ng Pilipinas
Lungsod ng Quezon
KAGAWARAN NG INHINYERYA
(CITY ENGINEERING DEPARTMENT)

PROJECT TITLE :

**PROPOSED REHABILITATION OF
PERIMETER FENCE AND WATERLINE
SYSTEM AT SAN JOSE HIGH SCHOOL**

LOCATION:

BARANGAY SAN JOSE, DISTRICT 1, QUEZON CITY

DATE:

DESIGNED BY:

Paul Roque
PAUL ROQUE
CIVIL ENGINEER

REVISION NO.:

DRN
DRAWN BY: DEXT
DRN
CHECKED BY: RDN

SUBMITTED BY:

Frediswindal
ENGR. FREDISWINDAL DE GUZMAN
HEAD, PLANNING & DESIGN DIVISION

RECOMMENDING APPROVAL :

Mark Dale
ATTY. MARK DALE DIAMOND P. PERRAL
CITY ENGINEER

APPROVED BY :

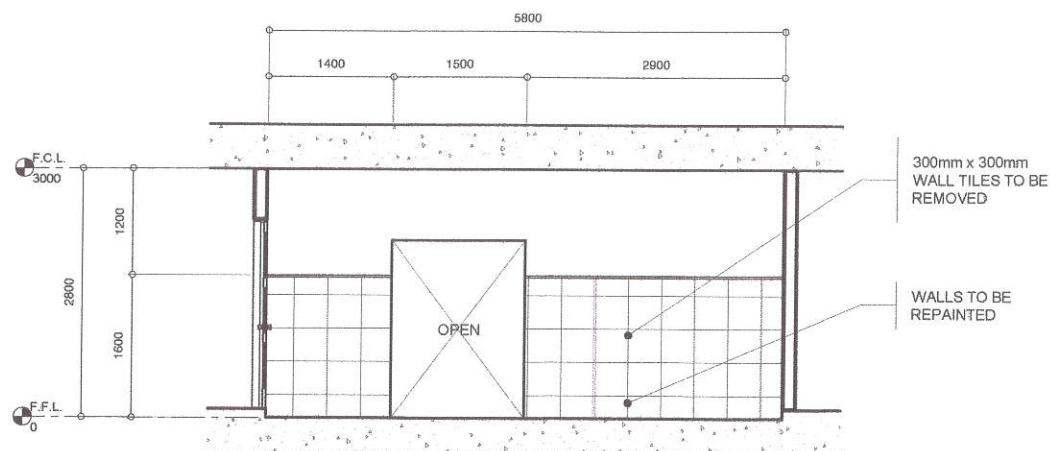
Josefina G. Belmonte
HON. MA. JOSEFINA G. BELMONTE
CITY MAYOR

SHEET CONTENT

EXISTING TOILET LAYOUT
(ICASIANO BUILDING)
PROPOSED TOILET
LAYOUT
(ICASIANO BUILDING)

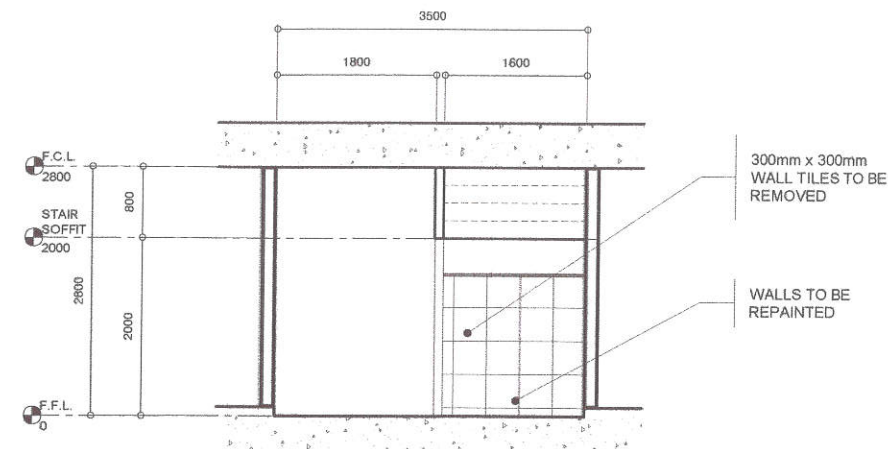
SHEET NO.

AR-05
05 19



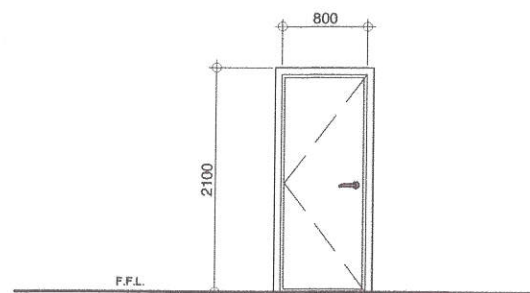
1 SECTION THRU "A"

SCALE 1:60M.



2 SECTION THRU "B"

SCALE 1:60M.



NAME	⊙
NO. OF SETS	1
DESCRIPTION	PANEL DOOR
LOCATION	COMFORT ROOM
REMARKS	TO BE REPLACED

3 SCHEDULE OF DOORS

SCALE 1:50 M.



Republika ng Pilipinas
Lungsod ng Quezon
KAGAWARAN NG INHINYERYA
(CITY ENGINEERING DEPARTMENT)

PROJECT TITLE :

**PROPOSED REHABILITATION OF
PERIMETER FENCE AND WATERLINE
SYSTEM AT SAN JOSE HIGH SCHOOL**

LOCATION:

BARANGAY SAN JOSE, DISTRICT 1, QUEZON CITY

DATE:

DESIGNED BY:

Paul R. Roque
PAUL R. ROQUE
CIVIL ENGINEER

REVISION NO.:

DEXT
DRAWN BY: DEXT
RON
CHECKED BY: RON

SUBMITTED BY:

Frediswinda D. de Guzman
ENGR. FREDISWINDA D. DE GUZMAN
HEAD, PLANNING & DESIGN DIVISION

RECOMMENDING APPROVAL :

Mark Dale Diamond P. Perral
ATTY. MARK DALE DIAMOND P. PERRAL
CITY ENGINEER

APPROVED BY :

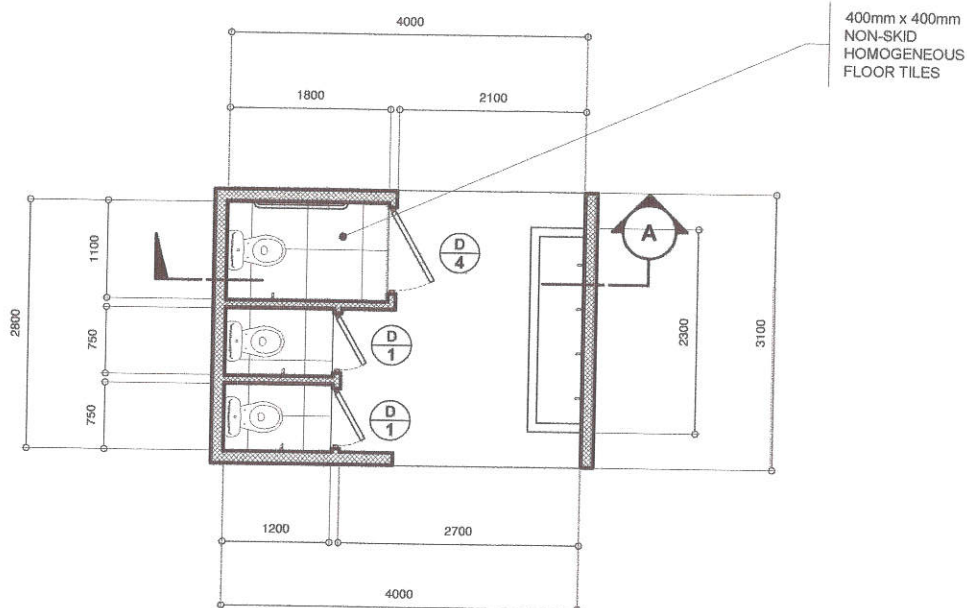
Hon. Ma. Josefina G. Belmonte
HON. MA. JOSEFINA G. BELMONTE
CITY MAYOR

SHEET CONTENT

SECTION THRU-A
SECTION THRU-B
SCHEDULE OF DOORS

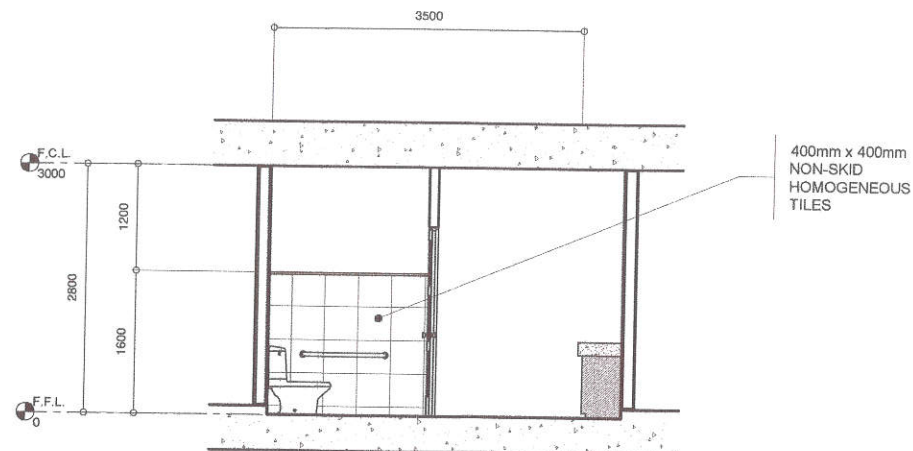
SHEET NO.

AR-06
06 19



NOTE:

1. WALL TILES AND FLOOR TILES TO BE REPLACED
2. ALL DOORS TO BE REPLACED

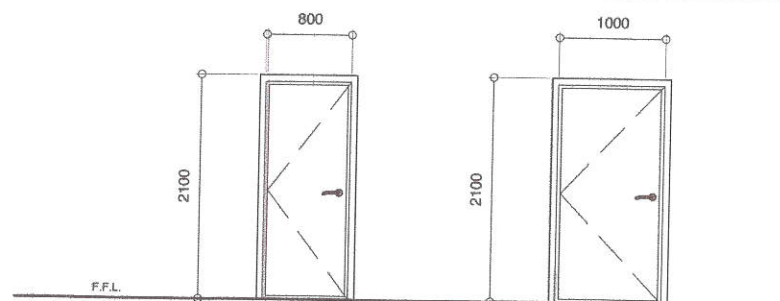


NOTE:

1. WALL TILES TO BE REPLACED

2 SECTION THRU "A"

SCALE 1:60M.



NAME	①	②
NO. OF SETS	2	1
DESCRIPTION	PANEL DOOR	PANEL DOOR
LOCATION	COMFORT ROOM	COMFORT ROOM
REMARKS	TO BE REPLACED	TO BE REPLACED

1 TOILET LAYOUT
(BESIDE ICASIANO BUILDING)

SCALE 1:60M.

3 SCHEDULE OF DOORS

SCALE 1:60M.



Republika ng Pilipinas
Lungsod ng Quezon
KAGAWARAN NG INHINYERYA
(CITY ENGINEERING DEPARTMENT)

PROJECT TITLE :

**PROPOSED REHABILITATION OF
PERIMETER FENCE AND WATERLINE
SYSTEM AT SAN JOSE HIGH SCHOOL**

LOCATION:
BARANGAY SAN JOSE, DISTRICT 1, QUEZON CITY

DATE:

DESIGNED BY:

[Signature]
JULIO ROQUE
CIVIL ENGINEER

REVISION NO.:

DRAWN BY: SEIT

CHECKED BY: RDN

SUBMITTED BY:

[Signature]
ENGR. FREDISWINDA L. DE GUZMAN
HEAD, PLANNING & DESIGN DIVISION

RECOMMENDING APPROVAL :

[Signature]
ATTY. MARK DALE DIAMOND P. PERRAL
CITY ENGINEER

APPROVED BY :

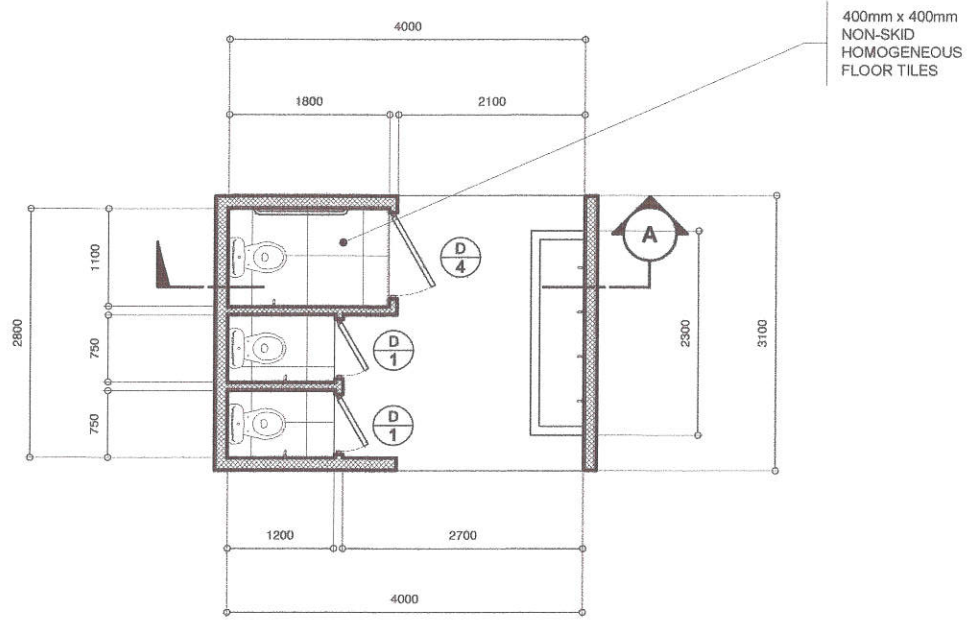
[Signature]
HON MA. JOSEFINA G. BELMONTE
CITY MAYOR

SHEET CONTENT

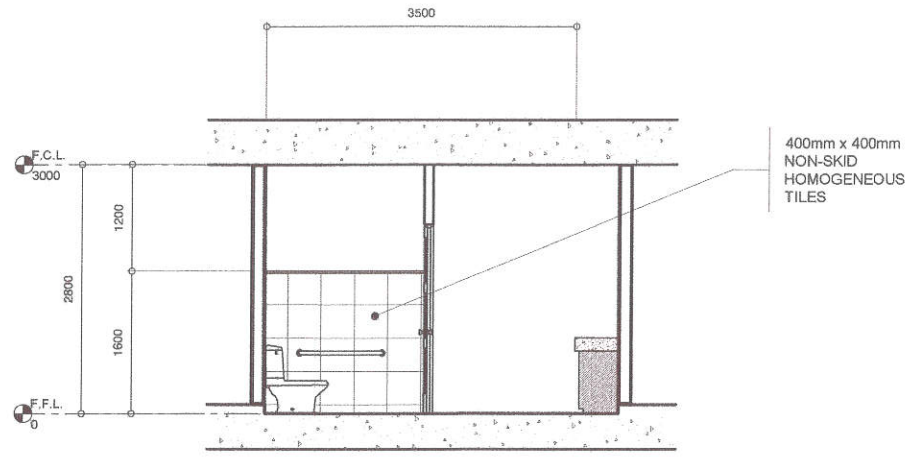
TOILET LAYOUT
(BESIDE ICASIANO
BUILDING)
SECTION THRU-A
SCHEDULE OF DOORS

SHEET NO.

AR-07
07 19



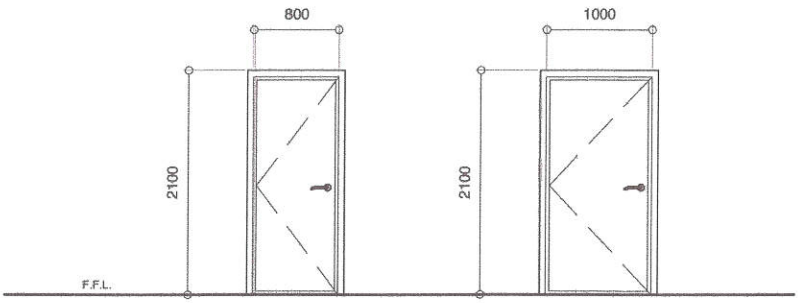
- NOTE:
1. WALL TILES AND FLOOR TILES TO BE REPLACED
 2. ALL DOORS TO BE REPLACED



- NOTE:
1. WALL TILES TO BE REPLACED

2 SECTION THRU "A"

SCALE 1:60M.



NAME	D 1	D 4
NO. OF SETS	2	1
DESCRIPTION	PANEL DOOR	PANEL DOOR
LOCATION	COMFORT ROOM	COMFORT ROOM
REMARKS	TO BE REPLACED	TO BE REPLACED

1 TOILET LAYOUT
(BESIDE ICASIANO BUILDING)

SCALE 1:60M.

3 SCHEDULE OF DOORS

SCALE 1:60M.



Republika ng Pilipinas
Lungsod ng Quezon
KAGAWARAN NG INHINYERYA
(CITY ENGINEERING DEPARTMENT)

PROJECT TITLE :
**PROPOSED REHABILITATION OF
PERIMETER FENCE AND WATERLINE
SYSTEM AT SAN JOSE HIGH SCHOOL**

LOCATION: BARANGAY SAN JOSE, DISTRICT 1, QUEZON CITY

DATE:
DESIGNED BY:
DRAWN BY: DEXT
CHECKED BY: RDN
REVISION NO.:

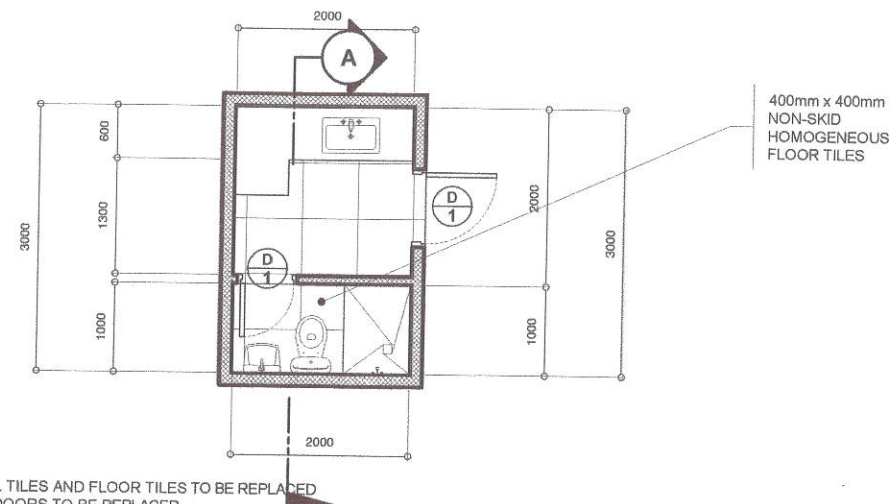
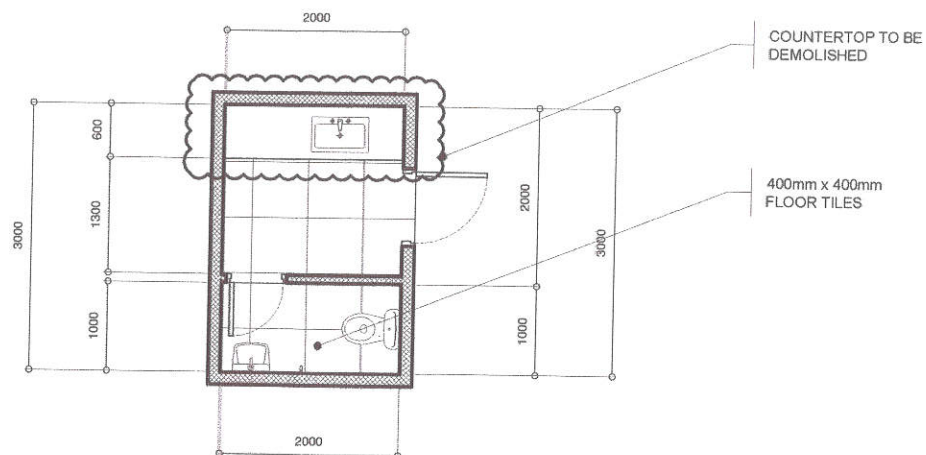
SUBMITTED BY:
ENGR. FREDISWINDA L. DE GUZMAN
HEAD, PLANNING & DESIGN DIVISION

RECOMMENDING APPROVAL :
ATTY. MARK DALE DIAMOND P. PERRAL
CITY ENGINEER

APPROVED BY :
HON MA. JOSEFINA G. BELMONTE
CITY MAYOR

SHEET CONTENT
TOILET LAYOUT
(BESIDE ICASIANO
BUILDING)
SECTION THRU-A
SCHEDULE OF DOORS

SHEET NO.
AR-08
08 19

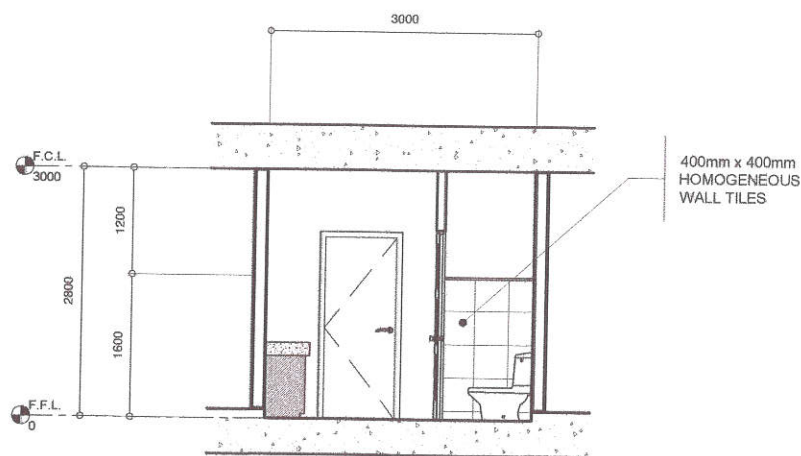


1 EXISTING KITCHEN AND TOILET LAYOUT (ICASIANO BUILDING)

SCALE 1:60M.

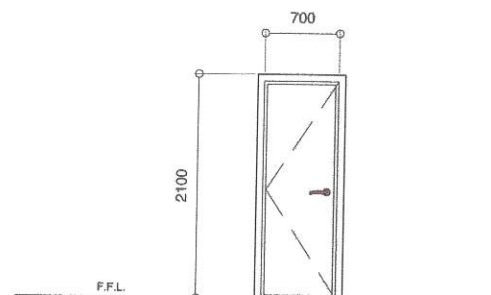
2 PROPOSED KITCHEN AND TOILET LAYOUT (ICASIANO BUILDING)

SCALE 1:60M.

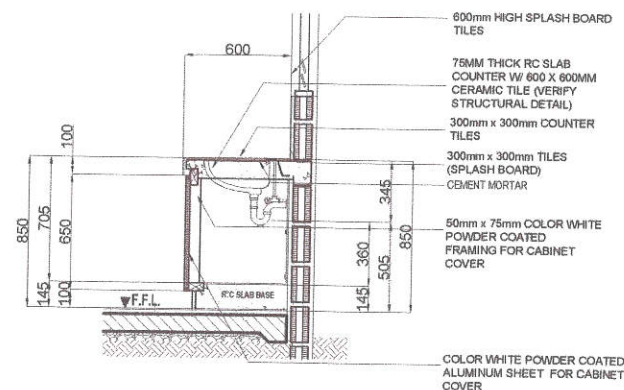


NOTE:

1. WALL TILES TO BE REPLACED



NAME	D 1
NO. OF SETS	2
DESCRIPTION	PANEL DOOR
LOCATION	COMFORT ROOM
REMARKS	TO BE REPLACED



3 SECTION THRU "A" - "A"

SCALE 1:60M.

4 SCHEDULE OF DOORS

5 COUNTERTOP DETAILS

SCALE 1:30M.



Republika ng Pilipinas
Lungsod ng Quezon
KAGAWARAN NG INHINYERYA
(CITY ENGINEERING DEPARTMENT)

PROJECT TITLE:

**PROPOSED REHABILITATION OF
PERIMETER FENCE AND WATERLINE
SYSTEM AT SAN JOSE HIGH SCHOOL**

LOCATION:
BARANGAY SAN JOSE, DISTRICT 1, QUEZON CITY

DATE:

DESIGNED BY:

PAUL ROQUE
CIVIL ENGINEER

REVISION NO.:

DRAWN BY: DEKT

PAUL ROQUE
CIVIL ENGINEER

CHECKED BY: RDN

SUBMITTED BY:

ENGR. FREDISWINDA L. DE GUZMAN
HEAD, PLANNING & DESIGN DIVISION

RECOMMENDING APPROVAL:

ATTY. MARK DALE DIAMOND P. PERRAL
CITY ENGINEER

APPROVED BY:

HON. MA. JOSEFINA G. BELMONTE
CITY MAYOR

SHEET CONTENT

EXISTING KITCHEN AND
TOILET LAYOUT
(CASIANO BUILDING)
PROPOSED KITCHEN AND
TOILET LAYOUT
(CASIANO BUILDING)
SECTION THRU
SCHEDULE OF DOORS
COUNTERTOP DETAILS

SHEET NO.

AR-09
09 19

- ALL WORKS SHALL BE EXECUTED IN ACCORDANCE TO THE LATEST EDITION OF THE NATIONAL STRUCTURAL CODE OF THE PHILIPPINES, THE NATIONAL BUILDING CODE OF THE PHILIPPINES AND OTHER RELATED LAWS AND ORDINANCES OF THIS CITY.
- ALL WORKS SHALL BE SUPERVISED BY A REGISTERED PROFESSIONAL RELATED TO THE ACTIVITIES BEING UNDERTAKEN. ALL WORKS SHALL BE COORDINATED WITH THE RESPECTIVE TRADES SO TO AVOID CONFLICTS DURING EXECUTION OF ACTIVITIES.
- ALL NECESSARY PERMITS SHALL BE SECURED AND TURNED OVER TO THE CITY.
- ALL DRAWINGS AND SPECIFICATIONS SHALL BE CORRECTLY REVIEWED BY THE CONTRACTOR AND SHALL IMMEDIATELY BE INFORMED IF DISCREPANCY (IES) FOUND HEREIN.
- ALL DIMENSIONS, ELEVATIONS AND REFERENCES, SHALL BE VERIFIED WITH THE ACTUAL CONDITION PRIOR TO EXECUTION.
- SHOP DRAWINGS SHALL BE PROVIDED AS NECESSARY PRIOR TO THE EXECUTION.
- ALL WORKS SHALL BE TESTED AND COMMISSIONED AS INDICATED IN THE SPECIFICATIONS WITH THE PRESENCE OF ALL PARTIES INVOLVED. RESULTS SHALL BE DOCUMENTED PROPERLY.
- NO PIPES SHALL BE ALLOWED TO BE EMBEDDED IN STRUCTURAL MEMBERS, UNLESS OTHERWISE ALLOWED.

10. FORMS AND SCAFFOLDING

- PROVIDE ADEQUATE SHORING AND BRACING TO WITHSTAND THE IMPOSED LOADS DURING CONSTRUCTION.
- ALIGNMENT SHALL BE ESTABLISHED AND VALIDATED PRIOR TO ANY CONCRETE POURING ACTIVITIES.

11. CONCRETE AND REINFORCEMENTS

- ALL CONCRETE SHALL DEVELOP A MINIMUM COMPRESSIVE STRENGTH AT THE END OF TWENTY EIGHT (28) DAYS WITH CORRESPONDING MAXIMUM SIZE AGGREGATE AND SLUMPS AS FOLLOWS:

LOCATION	STRENGTH	MAX. SIZE OF AGGREGATES	MAX. SLUMP
a. SLAB ON GRADE, CURBS, PAVEMENTS, WALL FOOTING	3000 PSI (21 MPa)	1 in. (25mm)	4 in. (100mm)
b. BEAMS, COLUMNS SUSPENDED SLAB, COLUMN FOOTING	4000 PSI (28 MPa)	3/4 in. (19mm)	4 in. (100mm)

- ALL REINFORCING BARS SHALL CONFORM TO PHSA9 GRADE 275 (275MPa) FOR 12mm Ø AND SMALLER BARS AND GRADE 415 (415MPa) FOR 16mm Ø AND LARGER BARS.

- MAINTAIN MINIMUM CONCRETE COVER FOR REINFORCING STEEL AS FOLLOWS:

CONCRETE COVER	
CONCRETE DEPOSITED DIRECTLY AGAINST GROUND	75 mm
SUSPENDED SLABS	20 mm
SLAB ON GRADE	40 mm
WALLS ABOVE GRADE	25 mm
BEAMS & COLUMNS	40 mm

- ALL ANCHOR BOLTS, DOWELS, AND OTHER INSERTS SHALL BE PROPERLY POSITIONED AND SECURED IN PLACE PRIOR TO PLACING OF CONCRETE.
- ALL CONCRETE SHALL BE KEPT MOIST FOR A MINIMUM OF SEVEN (7) CONSECUTIVE DAYS IMMEDIATELY AFTER POURING BY THE USE OF WET BURLAP, FOG SPRAYING, CURING COMPOUNDS OR OTHER APPROVED METHODS.
- SCHEDULE FOR STRIPPING OF FORMS AND SHORES:

ITEMS	CURING TIME
FOUNDATION	24 HRS.
SUSPENDED SLAB EXCEPT WHEN ADDITIONAL LOADS ARE IMPOSED	14 DAYS
COLUMNS & WALLS	12 DAYS
BEAMS	21 DAYS

12. STRUCTURAL STEEL AND PLATES

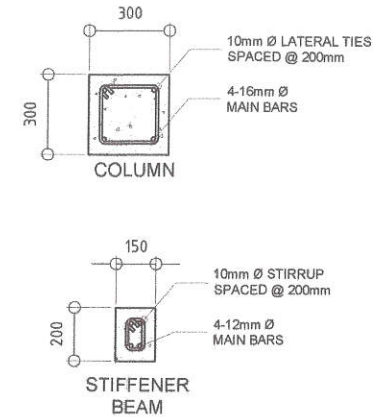
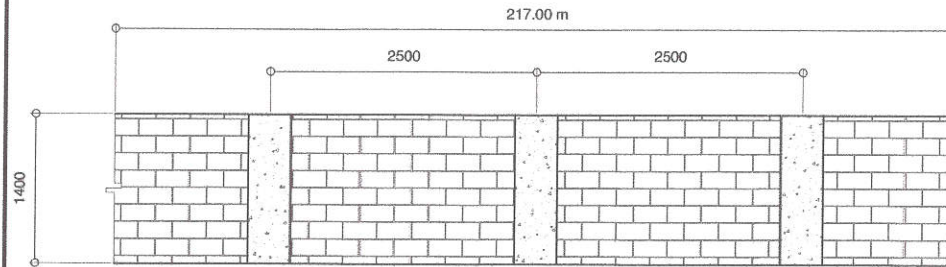
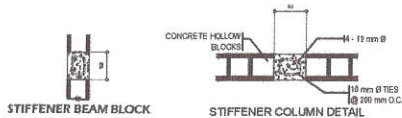
- ALL STRUCTURAL STEEL SHALL CONFORM TO ASTM (A-36) SPECIFICATIONS WITH MINIMUM YIELD STRENGTH, $f_y=250$ MPa.
- ANCHOR & FASTENER BOLTS, ALL BOLTS SHALL CONFORM TO ASTM (A-307) SPECIFICATIONS.
- WELDING RODS, ALL WELDING RODS SHALL BE MILD STEEL ELECTRODE, LOW HYDROGEN E7018 WITH MINIMUM YIELD STRENGTH = 420MPa.

13. FOUNDATION

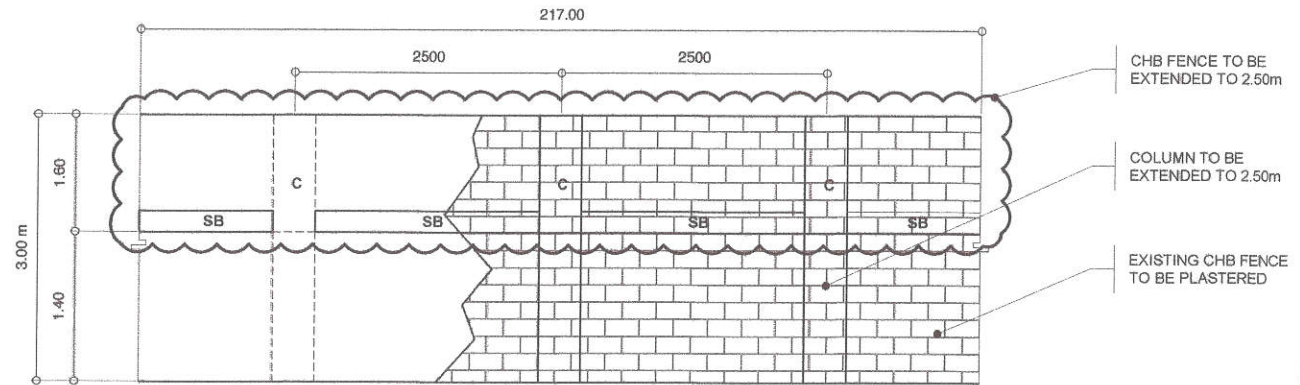
- FOUNDATION IS DESIGNED BASED ON NATIONAL BUILDING CODE OF THE PHILIPPINES FOR AN ALLOWABLE SOIL BEARING CAPACITY OF 240 kPa.
- FOUNDATION SHALL REST ON NATURAL SOIL, UNLESS OTHERWISE NOTED BY THE ENGINEER, NO PART OF THE FOUNDATION SHALL REST ON FILL.
- THE CONTRACTOR SHALL NOTIFY THE ENGINEER UPON COMPLETION OF FOUNDATION EXCAVATION FOR ACTUAL SOIL CONDITIONS WHICH DO NOT CONFORM TO THE SOIL BEARING CAPACITY FOR PROPER REVISION.

14. MASONRY WALLS

- MORTAR & GROUT FOR ALL CONCRETE MASONRY SHALL CONFORM TO ASTM 270 - TYPE N & SHALL HAVE A MINIMUM OF 28 DAYS STANDARD CYLINDER COMPRESSIVE STRENGTH OF 17.5 MPa (2500 PSI).
- ALL CHB SHALL BE LAID OUT WITH THE CELLS IN UNOBSTRUCTED VERTICAL CONTINUITY. ALL CELLS ESPECIALLY THOSE WITH REINFORCEMENT SHALL BE FILLED WITH MORTAR.
- REINFORCEMENT, AS TABULATED BELOW SHALL BE PROVIDED UNLESS OTHERWISE SPECIFIED IN THE PLAN.
- ALL MASONRY WALLS SHALL BE PROVIDED W/ STIFFENER BEAM BLOCK & STIFFENER AS REQUIRED.
1. FOR HIGH WALLS & EVERY 3000 mm & COLUMN (BOLT) AT 3000 mm ON CENTER.
2. FOR DOORS & WINDOWS OPENING PROVIDE UNTEL BEAM SAME AS STIFFENER BEAM BLOCK.

**2 EXISTING CHB FENCE****3 COLUMN AND BEAM DETAILS (FENCE)**

SCALE 1:50M.

**1 GENERAL NOTES**

SCALE NTS.

4 PROPOSED CHB FENCE

SCALE 1:50M.



Republika ng Pilipinas
Lungsod ng Quezon
KAGAWARAN NG INHINYERYA
(CITY ENGINEERING DEPARTMENT)

PROJECT TITLE :

**PROPOSED REHABILITATION OF
PERIMETER FENCE AND WATERLINE
SYSTEM AT SAN JOSE HIGH SCHOOL**

LOCATION:

BARANGAY SAN JOSE, DISTRICT 1, QUEZON CITY

DATE:

DESIGNED BY:

PAUL JOSE
CIVIL ENGINEER

REVISION NO.:

DRAWN BY: DEXT

PAUL JOSE
CIVIL ENGINEER

CHECKED BY: RDN

SUBMITTED BY:

ENGR. FREDISWILDA G. DE GUZMAN
HEAD, PLANNING & DESIGN DIVISION

RECOMMENDING APPROVAL :

ATTY. MARK DALE DIAMOND P. PERRAL
CITY ENGINEER

APPROVED BY :

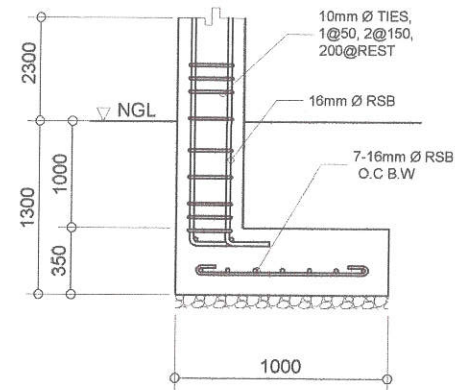
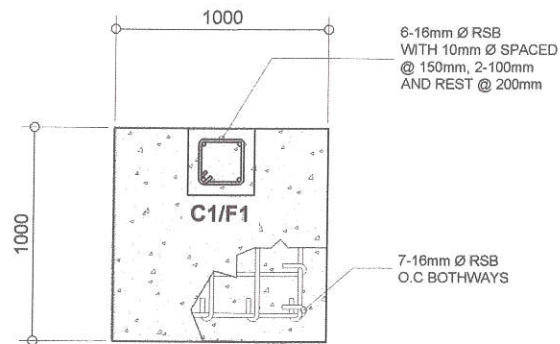
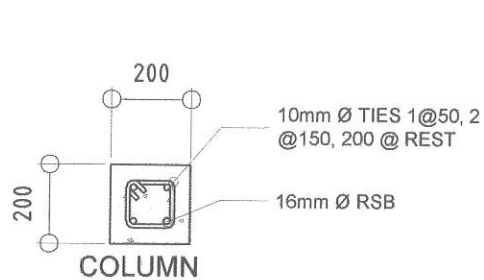
HON. MA. JOSEFINA G. BELMONTE
CITY MAYOR

SHEET CONTENT

GENERAL NOTES
EXISTING CHB FENCE
COLUMN AND BEAM
DETAILS
PROPOSED CHB FENCE

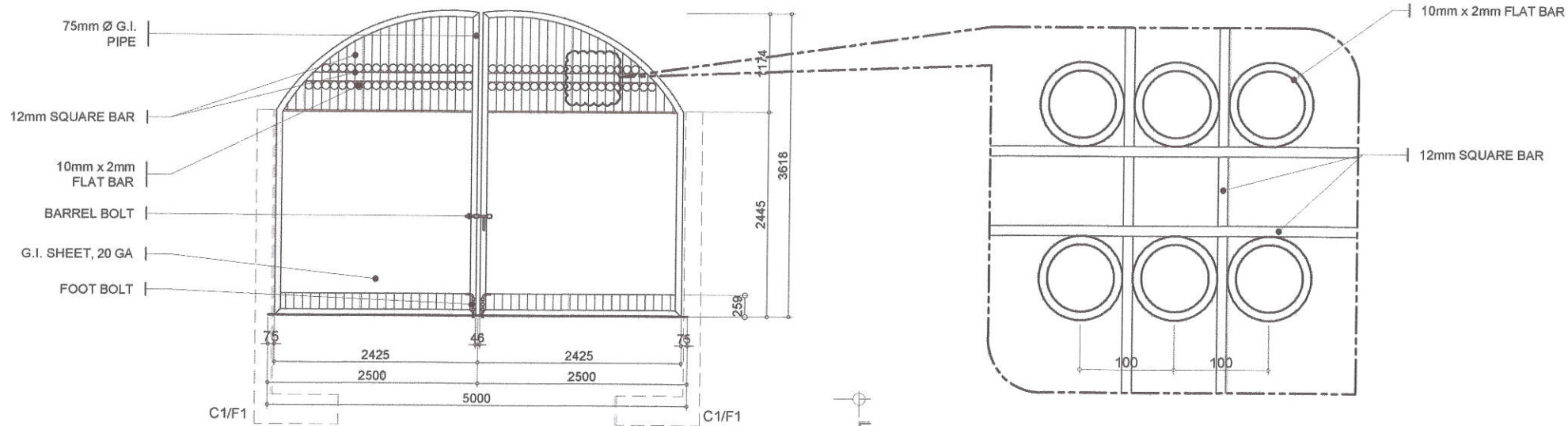
SHEET NO.

ST-01
10 19



1 COLUMN FOOTING DETAILS (GATE)

SCALE 1:60M.



2 PROPOSED GATE DETAILS

SCALE 1:60M.



Republika ng Pilipinas
Lungsod ng Quezon
KAGAWARAN NG INHINYERYA
(CITY ENGINEERING DEPARTMENT)

PROJECT TITLE :

**PROPOSED REHABILITATION OF
PERIMETER FENCE AND WATERLINE
SYSTEM AT SAN JOSE HIGH SCHOOL**

LOCATION: BARANGAY SAN JOSE, DISTRICT 1, QUEZON CITY

DATE:

DESIGNED BY:

PAUL P. COLE
CIVIL ENGINEER

REVISION NO.:

DRAWN BY: DEXT

CHECKED BY: RON

SUBMITTED BY:

ENGR. FREDISWIN P. DE GUZMAN
HEAD, PLANNING & DESIGN DIVISION

RECOMMENDING APPROVAL :

ATTY. MARK DALE DIAMOND P. PERRAL
CITY ENGINEER

APPROVED BY :

HON MA. JOSEFINA G. BELMONTE
CITY MAYOR

SHEET CONTENT


COLUMN FOOTING
DETAILS
PROPOSED GATE
DETAILS




SHEET NO.

ST-02
11 19

1. ALL WORKS SHALL BE EXECUTED IN ACCORDANCE TO THE UNIFORM PLUMBING CODE OF THE PHILIPPINES, THE NATIONAL BUILDING CODE OF THE PHILIPPINES AND OTHER RELATED LAWS AND ORDINANCES OF THIS CITY.
2. ALL WORKS SHALL BE SUPERVISED BY A REGISTERED PROFESSIONAL RELATED TO THE ACTIVITIES BEING UNDERTAKEN
3. ALL WORKS SHALL BE COORDINATED WITH THE RESPECTIVE TRADES SO TO AVOID CONFLICTS DURING EXECUTION OF ACTIVITIES
4. ALL NECESSARY PERMITS SHALL BE SECURED AND TURNED-OVER TO THE CITY
5. ALL DRAWINGS AND SPECIFICATIONS SHALL BE CORRECTLY REVIEWED BY THE CONTRACTOR AND SHALL IMMEDIATELY BE INFORMED IF DISCREPANCY (IES) FOUND HEREIN.
6. ALL DIMENSIONS, ELEVATIONS AND REFERENCES SHALL BE VERIFIED WITH THE ACTUAL CONDITION PRIOR TO EXECUTION.
7. SHOP DRAWINGS SHALL BE PROVIDED AS NECESSARY PRIOR TO THE EXECUTION.
8. ALL WORKS SHALL BE TESTED AND COMMISSIONED AS INDICATED IN THE SPECIFICATION WITH THE PRESENCE OF ALL PARTIES INVOLVE. RESULT SHALL BE DOCUMENTED PROPERLY.
9. ALL PIPES AND LAY-OUT ARE ONLY DIAGRAMMATIC, ACTUAL LAYOUT OF PIPES AND FITTINGS, UNLESS OTHERWISE REQUIRED, SHALL BE PROPERLY CONCEALED.
10. NO PIPES SHALL BE ALLOWED TO BE EMBEDDED IN STRUCTURAL MEMBERS, UNLESS OTHERWISE APPROVED.
11. ALL PIPES, FITTINGS, EQUIPMENT AND FIXTURE SHALL PASS THE MINIMUM STANDARDS AS PER MATERIAL SPECIFICATION WITH THE SEAL OF APPROVAL BY THE DEPARTMENT OF TRADE AND INDUSTRY.
12. ALL PIPES, FITTINGS, EQUIPMENT AND FIXTURES SHALL BE INSTALLED IN ACCORDANCE TO MANUFACTURER'S SPECIFICATION AND INSTRUCTION.
13. SUPPORT AND HANGERS SHALL BE PROVIDED ACCORDINGLY.
14. ALL EQUIPMENT & FIXTURES SHALL BE ENVIRONMENTAL FRIENDLY (SUCH AS WATER EFFICIENT FIXTURES)
15. WATERLINE
 - 15.1. WATERLINE SHALL BE PPR TYPE.
 - 15.2. GATE VALVE SHALL BE PPR TYPE OR APPROVED EQUIVALENT.
 - 15.3. WATER METER SHALL BE ANY BRAND AND ACCEPTED BY THE WATER UTILITY COMPANIES.
 - 15.4. ALL WATER PIPES EXPOSED TO WEATHER CONDITIONS SHALL BE MADE OF G.I.
16. STORM DRAIN
 - 16.1. ALL STORM DRAINAGE SLOPE SHALL BE WITHIN 0.5% TO 4%.
 - 16.2. STORM DRAINAGE LINE 200MMØ AND BLOW SHALL BE PVC, 250MMØ & ABOVE SHALL BE REINFORCED CONCRETE PIPE.
17. SEWER LINE
 - 17.1. ALL SLOPES FOR SANITARY SHALL CONFORM A 2% SLOPE.
 - 17.2. SOIL, WASTE, & VENT PIPE SHALL BE (POLYVINYL CHLORIDE) PVC OR THE APPROVED EQUAL.
 - 17.3. CLEAN OUTS MUST BE PROVIDED FOR SANITARY VERTICAL PIPES AND EACH HORIZONTAL PIPE SHALL BE PROVIDED WITH A CLEAN OUT AT ITS UPPER TERMINAL, EVERY CHANGE IN DIRECTION AND EVERY 30M OF A STRAIGHT PIPE. CLEANOUTS CAN BE OMITTED IF THE EFFECTIVE LENGTH IS LESS THAN 1.5M.
 - 17.4. ALL DRAINAGE FIXTURE SHALL BE SUPPLIED WITH APPROPRIATE VENTILATION.
18. FIXTURES
 - 18.1. WATER CLOSETS SHALL BE FREE STANDING TOILET COMBINATION, ROUND FRONT BOTTOM OUTLET SIPHON VORTEX OR WASH-DOWN BOWL WITH EXTENDED REAR SELF AND CLOSE COUPLED TANK WITH COVER COMPLETE WITH FITTING AND MOUNTING ACCESSORIES AND WATER EFFICIENT.
 - 18.2. LAVATORY SHALL BE VITREOUS CHINA, WALL HUNG WITH REAR OVERFLOW, POCKET HANGER WITH INTEGRAL CHINA BRACKET, COMPLETE WITH STAINLESS STEEL LEVER TYPE HEAVY DUTY FAUCET, SUPPLY PIPES, P-TRAP AND MOUNTING ACCESSORIES.
 - 18.3. URINAL SHALL BE VITREOUS CHINA, WALL HUNG WASH-OUT URINAL WITH EXTENDED SHIELDS AND INTEGRAL FLUSH SPREADER, CONCEALED WALL HANGER POCKETS, 19MM TOP SPUD COMPLETE FITTING AND MOUNTING ACCESSORIES, INCLUDING URINAL PARTITION.
 - 18.4. GRAB BARS SHALL BE PROVIDED ON ALL PWD TOILET AND SHALL BE MADE OF TUBULAR STAINLESS STEEL PIPE PROVIDED WITH SAFETY GRIP AND MOUNTING FLANGE.
 - 18.5. FLOOR DRAINS SHALL BE MADE OF STAINLESS BEEHIVE TYPE, MEASURING 100MM X 100MM AND PROVIDED WITH DETACHABLE STAINLESS STRAINER, EXPANDED METAL LATH TYPE.
 - 18.6. TOILET PAPER HOLDER SHALL BE VITREOUS CHINA WALL MOUNTED. COLOR SHALL RECONCILE WITH THE ADJACENT FIXTURE AND FACING TILES.
 - 18.7. SOAP HOLDER SHALL BE VITREOUS CHINA WALL MOUNTED. COLOR SHALL RECONCILE WITH THE ADJACENT FIXTURE AND FACING TILES.
 - 18.8. FAUCET SHALL BE MADE OF STAINLESS STEEL LEVER TYPE HEAVY DUTY FOR INTERIOR USE.
 - 18.9. HOSE BIBB SHALL BE MADE OF STAINLESS STEEL LEVER TYPE HEAVY DUTY.
 - 18.10. KITCHEN SINK FAUCET SHALL BE MADE OF STAINLESS STEEL LEVER TYPE HEAVY DUTY GOOSE NECK TYPE WITH COMPLETE ACCESSORIES.

I. FIXTURES AND OTHER LEGEND

FD	FLOOR DRAIN
RD	ROOF DRAIN
SHO	SHOWER
WC	WATER CLOSET
LAV	LAVATORY
URI	URINAL
KS	KITCHEN SINK
BD	BUILDING DRAIN
DD	DECK DRAIN
CCO	CEILING CLEANOUT
FCO	FLOOR/ GROUND CLEAN OUT
DS	DOWNSPOUT
mm	MILLIMETER
Ø	mm DIAMETER
SHD	SHOWER DRAIN
CB	CATCH BASIN
MH	MANHOLE
→	DIRECTION OF FLOW
	GREASE TRAP

	UNION PATENT
	CHECK VALVE
BS	BUILDING SEWER
BD	BUILDING DRAIN
PT	WASTE LINE
AD / CB	AREA DRAIN / CATCH BASIN
FD	FLOOR DRAIN
Ø	DIAMETER
---	WASTE LINE
---	WATER LINE
	GATE VALVE
DD	DECK DRAIN
CO	CLEANOUT
---	PIPE DOWN
---	PIPE UP
mm	MILLIMETER
GV	GATE VALVE
□	AREA DRAIN / CATCH BASIN
WC	WATER CLOSET
LAV	LAVATORY
MH	MANHOLE
HB	HOSE BIBB
---	STORM DRAIN LINE
---	VENT LINE
VAC	VENT ABOVE CEILING
CP / RCP	CONCRETE PIPE / REINF. CONC. PIPE
VTR	VENT THRU ROOF
---	DIRECTION OF FLOW / SLOPE

1 GENERAL NOTES

SCALE NTS.

2

LEGEND AND SYMBOLS



Republika ng Pilipinas
Lungsod ng Quezon
KAGAWARAN NG INHINYERYA
(CITY ENGINEERING DEPARTMENT)

PROJECT TITLE :

**PROPOSED REHABILITATION OF
PERIMETER FENCE AND WATERLINE
SYSTEM AT SAN JOSE HIGH SCHOOL**

LOCATION:

BARANGAY SAN JOSE, DISTRICT 1, QUEZON CITY

DATE:

DESIGNED BY:


PAUL JOQUE
CIVIL ENGINEER

REVISION NO.:


DRAWN BY: RDN
CHECKED BY: RDN

SUBMITTED BY:


ENGR. FREDISWINDA S. DE GUZMAN
HEAD, PLANNING & DESIGN DIVISION

RECOMMENDING APPROVAL :


ATTY. MARK DALE DIAMOND P. PERRAL
CITY ENGINEER

APPROVED BY :


HON. MA. JOSEFINA G. BELMONTE
CITY MAYOR

SHEET CONTENT

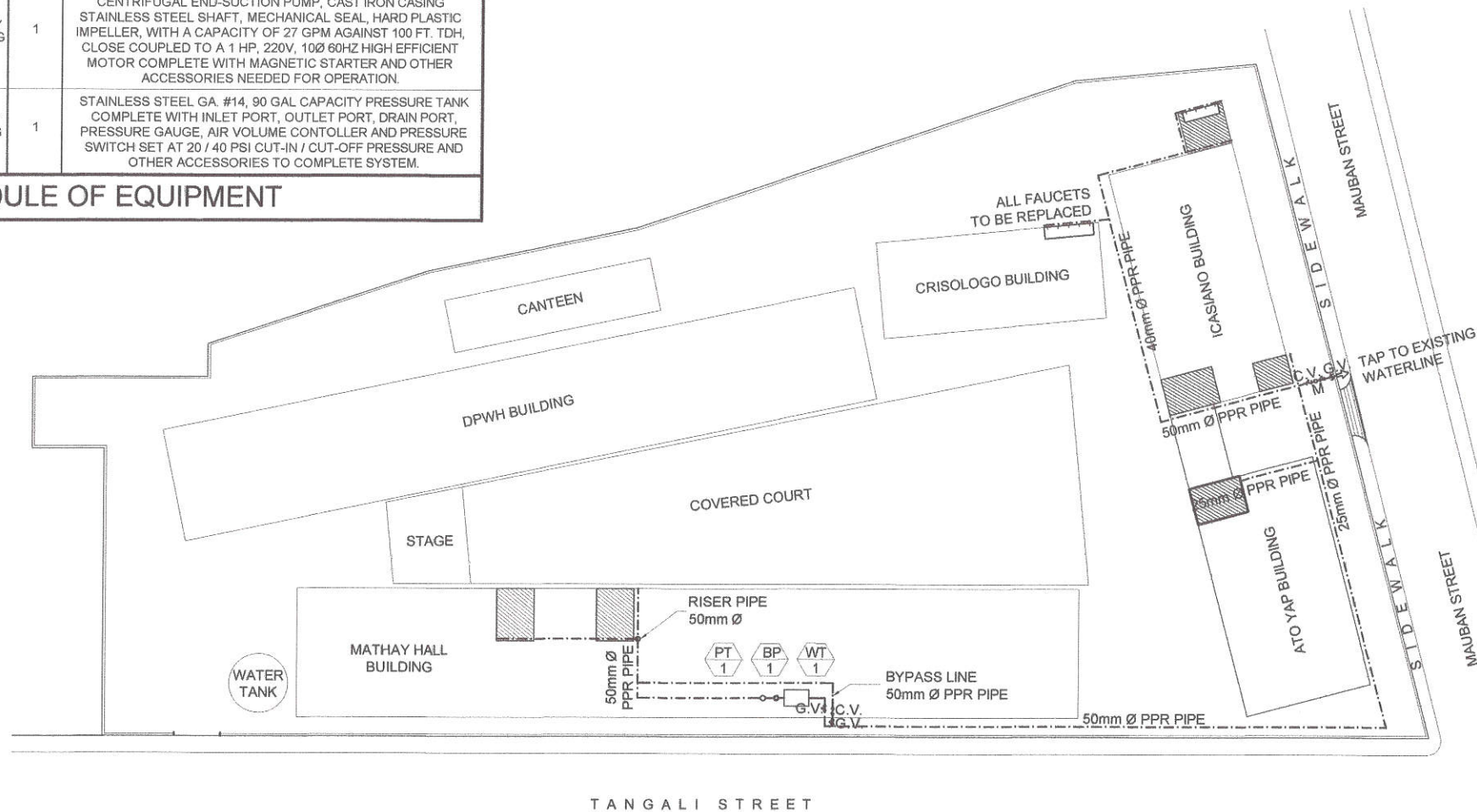
GENERAL NOTES
LEGEND AND SYMBOLS

SHEET NO.

PL-01
12 19

DESIGNATION	LOC.	QTY.	DESCRIPTION
WT 1	MATHAY BUILDING	1	WATER TANK, STAINLESS STEEL CONSTRUCTION, $\frac{3}{8}$ " THK. WITH A CAPACITY OF 3000 LITERS, COMPLETE WITH MANHOLE LADDER RUNG, SADDLE STRAP, INLET PORT, OUTLET PORT, VENT DRAIN PORT, AND MANHOLE COVER. DIMENSION SHALL BE 1300mm WITH A LENGTH OF 2450mm HORIZONTALLY INSTALLED.
BP 1	MATHAY BUILDING	1	CENTRIFUGAL END-SUCTION PUMP, CAST IRON CASING STAINLESS STEEL SHAFT, MECHANICAL SEAL, HARD PLASTIC IMPELLER, WITH A CAPACITY OF 27 GPM AGAINST 100 FT. TDH, CLOSE COUPLED TO A 1 HP, 220V, 100 60HZ HIGH EFFICIENT MOTOR COMPLETE WITH MAGNETIC STARTER AND OTHER ACCESSORIES NEEDED FOR OPERATION.
PT 1	MATHAY BUILDING	1	STAINLESS STEEL GA. #14, 90 GAL CAPACITY PRESSURE TANK COMPLETE WITH INLET PORT, OUTLET PORT, DRAIN PORT, PRESSURE GAUGE, AIR VOLUME CONTROLLER AND PRESSURE SWITCH SET AT 20 / 40 PSI CUT-IN / CUT-OFF PRESSURE AND OTHER ACCESSORIES TO COMPLETE SYSTEM.

2 SCHEDULE OF EQUIPMENT



1 WATERLINE LAYOUT

NOT TO SCALE:



Republika ng Pilipinas
Lungsod ng Quezon
KAGAWARAN NG INHINYERYA
(CITY ENGINEERING DEPARTMENT)

PROJECT TITLE :

**PROPOSED REHABILITATION OF
PERIMETER FENCE AND WATERLINE
SYSTEM AT SAN JOSE HIGH SCHOOL**

LOCATION: BARANGAY SAN JOSE, DISTRICT 1, QUEZON CITY

DATE:

DESIGNED BY:

PAUL ROGUE
CIVIL ENGINEER

REVISION NO.:

DRAWN BY: DEXT

CHECKED BY: RDN

SUBMITTED BY:

ENGR. FREDISWINDA DE GUZMAN
HEAD, PLANNING & DESIGN DIVISION

RECOMMENDING APPROVAL :

ATTY. MARK DALE DIAMOND P. PERRAL
CITY ENGINEER

APPROVED BY :

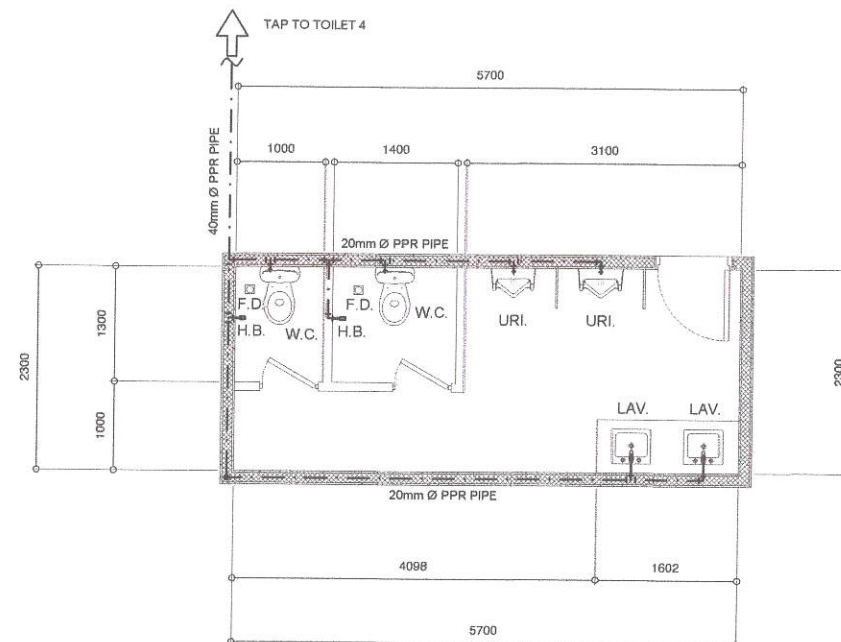
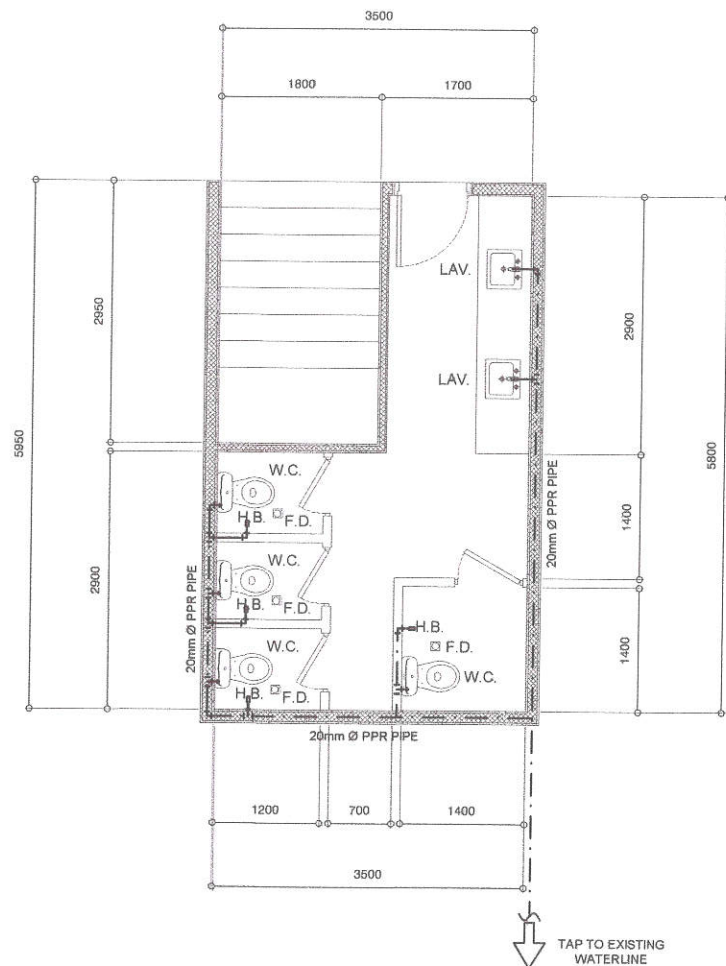
HON MA. JOSEFINA G. BELMONTE
CITY MAYOR

SHEET CONTENT

WATERLINE LAYOUT
SCHEDULE OF
EQUIPMENT

SHEET NO.

PL-02
13 19



NOTE:

1. ALL PLUMBING FIXTURES TO BE REPLACED
2. REHABILITATION OF WATERLINE SYSTEM

1

MALE TOILET WATERLINE LAYOUT (ATO YAP BUILDING)

SCALE 1:60M.

2

MALE TOILET WATERLINE LAYOUT (MATHAY BUILDING GROUND FLR. TO THIRD FLR.)

SCALE 1:60M.



Republika ng Pilipinas
Lungsod ng Quezon
KAGAWARAN NG INHINYERYA
(CITY ENGINEERING DEPARTMENT)

PROJECT TITLE :

**PROPOSED REHABILITATION OF
PERIMETER FENCE AND WATERLINE
SYSTEM AT SAN JOSE HIGH SCHOOL**

LOCATION:

BARANGAY SAN JOSE, DISTRICT 1, QUEZON CITY

DATE:

DESIGNED BY:

Paul Roque
PAUL ROQUE
CIVIL ENGINEER

REVISION NO.:

DRAWN BY: DEXT

CHECKED BY: RDN

SUBMITTED BY:

Frediswinda D. de Guzman
ENGR. FREDISWINDA D. DE GUZMAN
HEAD, PLANNING & DESIGN DIVISION

RECOMMENDING APPROVAL :

Mark Dale Diamond P. Peral
ATTY. MARK DALE DIAMOND P. PERRAL
CITY ENGINEER

APPROVED BY :

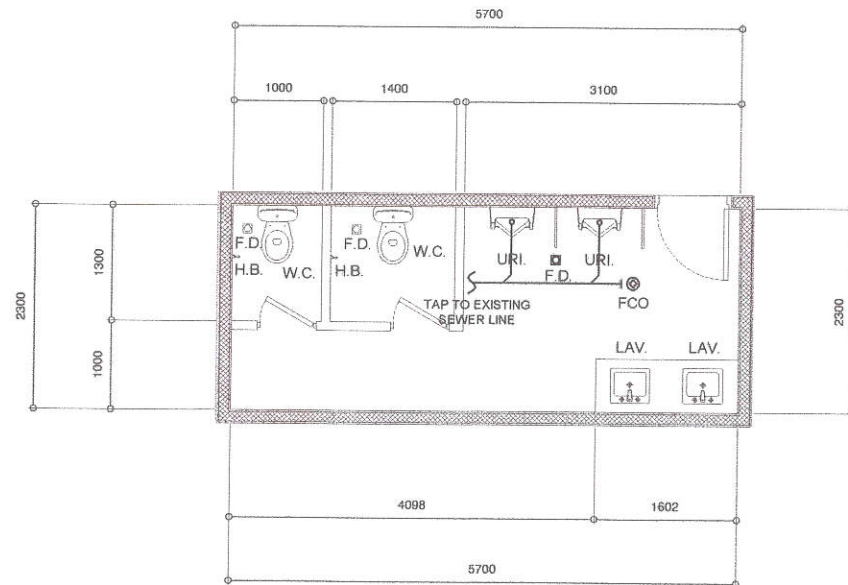
Hon. Ma. Josefina G. Belmonte
HON. MA. JOSEFINA G. BELMONTE
CITY MAYOR

SHEET CONTENT

SHEET NO.

MALE TOILET WATERLINE
LAYOUT (ATO YAP
BUILDING)
MALE TOILET
WATERLINE LAYOUT
(MATHAY BUILDING
GROUND FLOOR TO THIRD
FLOOR)

PL-03
14 19



NOTE:

1. ALL PLUMBING FIXTURES TO BE REPLACED
2. REHABILITATION OF WATERLINE SYSTEM

1

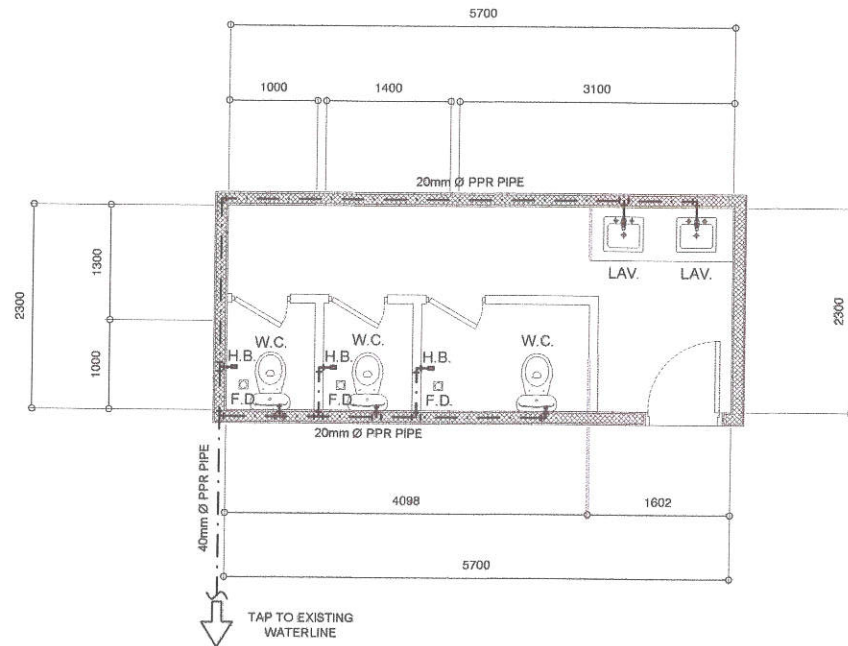
MALE TOILET SEWER LINE LAYOUT (MATHAY BUILDING GROUND FLR. TO THIRD FLR.)

SCALE 1:60 M.

2

FEMALE TOILET WATERLINE LAYOUT (MATHAY BUILDING)

SCALE 1:60 M.



NOTE:

1. ALL PLUMBING FIXTURES TO BE REPLACED
2. REHABILITATION OF WATERLINE SYSTEM



Republika ng Pilipinas
Lungsod ng Quezon
KAGAWARAN NG INHINYERYA
(CITY ENGINEERING DEPARTMENT)

PROJECT TITLE:

**PROPOSED REHABILITATION OF
PERIMETER FENCE AND WATERLINE
SYSTEM AT SAN JOSE HIGH SCHOOL**

LOCATION:

BARANGAY SAN JOSE, DISTRICT 1, QUEZON CITY

DATE:

DESIGNED BY:

[Signature]
CIVIL ENGINEER

REVISION NO.:

DRAWN BY: DEXT

[Signature]
CHECKED BY: RDN

SUBMITTED BY:

[Signature]
ENGR. FREDISWINDA L. DE GUZMAN
HEAD, PLANNING & DESIGN DIVISION

RECOMMENDING APPROVAL:

[Signature]
ATTY. MARK DALE DIAMOND P. PERRAL
CITY ENGINEER

APPROVED BY:

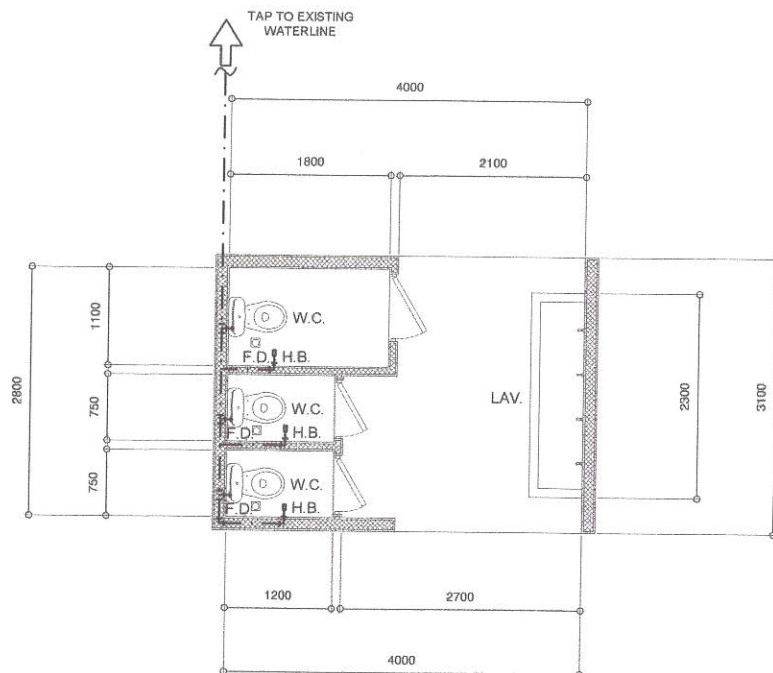
[Signature]
HON. MA. JOSEFINA G. BELMONTE
CITY MAYOR

SHEET CONTENT

MALE TOILET
SEWER LINE LAYOUT
(MATHAY BUILDING
GROUND FLOOR TO THIRD
FLOOR)
FEMALE TOILET
WATERLINE LAYOUT
(MATHAY BUILDING)

SHEET NO.

PL-04
15 19

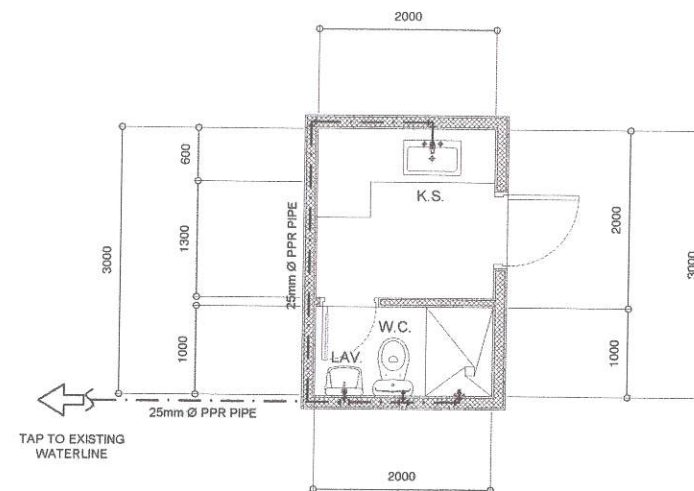


NOTE:

1. ALL PLUMBING FIXTURES TO BE REPLACED
2. REHABILITATION OF WATERLINE SYSTEM

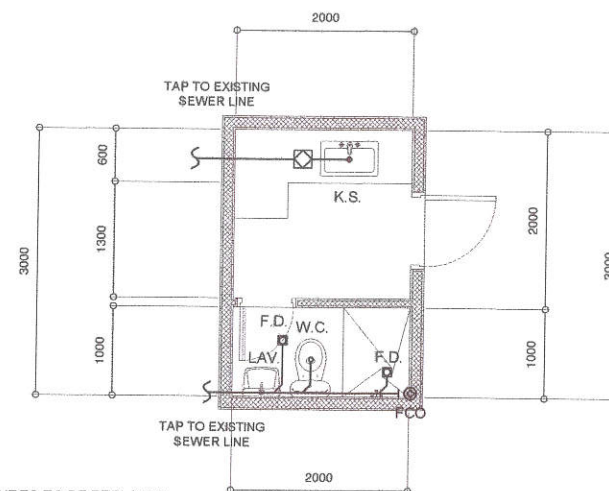
1 TOILET WATERLINE LAYOUT (BESIDE ICASIANO BUILDING)

SCALE 1:60 M.



2 KITCHEN AND TOILET WATERLINE LAYOUT (ICASIANO BUILDING)

SCALE 1:60 M.



NOTE:

1. ALL PLUMBING FIXTURES TO BE REPLACED
2. REHABILITATION OF WATERLINE SYSTEM

3 KITCHEN AND TOILET SEWER LINE LAYOUT (ICASIANO BUILDING)

SCALE 1:60 M.



Republika ng Pilipinas
Lungsod ng Quezon
KAGAWARAN NG INHINYERYA
(CITY ENGINEERING DEPARTMENT)

PROJECT TITLE :

**PROPOSED REHABILITATION OF
PERIMETER FENCE AND WATERLINE
SYSTEM AT SAN JOSE HIGH SCHOOL**

LOCATION:

BARANGAY SAN JOSE, DISTRICT 1, QUEZON CITY

DATE:

DESIGNED BY:

Engr. R. R. Roque
CIVIL ENGINEER

REVISION NO.:

DRAWN BY: TEXT

Engr. R. R. Roque
CHECKED BY: RDN

SUBMITTED BY:

Engr. Frediswindol de Guzman
ENGR. FREDISWINDOL DE GUZMAN
HEAD, PLANNING & DESIGN DIVISION

RECOMMENDING APPROVAL :

Atty. Mark Dale Diamond P. Perral
ATTY. MARK DALE DIAMOND P. PERRAL
CITY ENGINEER

APPROVED BY :

Hon. Ma. Josefina G. Belmonte
HON. MA. JOSEFINA G. BELMONTE
CITY MAYOR

SHEET CONTENT

TOILET WATER LINE
LAYOUT (BESIDE
ICASIANO BUILDING)
KITCHEN AND TOILET
WATERLINE LAYOUT
(ICASIANO BUILDING)
KITCHEN AND TOILET
SEWER LINE LAYOUT
(ICASIANO BUILDING)

SHEET NO.

PL-05
16 19

1. ALL WORKS SHALL BE EXECUTED IN ACCORDANCE TO THE LATEST EDITION OF THE PHILIPPINE ELECTRICAL CODE, PHILIPPINE ELECTRONICS CODE, THE NATIONAL BUILDING CODE OF THE PHILIPPINES AND OTHER RELATED LAWS AND ORDINANCES OF THIS CITY.
2. ALL WORKS SHALL BE SUPERVISED BY A REGISTERED PROFESSIONAL RELATED TO THE ACTIVITIES BEING UNDERTAKEN.
3. ALL WORKS SHALL BE COORDINATED WITH THE RESPECTIVE TRADES SO TO AVOID CONFLICTS DURING EXECUTION OF ACTIVITIES.
4. ALL NECESSARY PERMITS SHALL BE SECURED AND TURNED-OVER TO THE CITY.
5. ALL DRAWINGS AND SPECIFICATIONS SHALL BE CORRECTLY REVIEWED BY THE CONTRACTOR AND SHALL IMMEDIATELY BE INFORMED IF DISCREPANCY (IES) FOUND HEREIN.
6. ALL DIMENSIONS, ELEVATIONS AND REFERENCES, SHALL BE VERIFIED WITH THE ACTUAL CONDITION PRIOR TO EXECUTION.
7. SHOP DRAWINGS SHALL BE PROVIDED AS NECESSARY PRIOR TO THE EXECUTION.
8. ALL WORKS SHALL BE TESTED AND COMMISSIONED AS INDICATED IN THE SPECIFICATIONS WITH THE PRESENCE OF ALL PARTIES INVOLVE/ RESULTS SHALL BE DOCUMENTED PROPERLY.
9. ALL PIPES AND LAYOUT ARE ONLY DIAGRAMMATIC, ACTUAL LAYOUT OF PIPES AND FITTINGS, UNLESS OTHERWISE REQUIRED, SHALL BE PROPERLY CONCEALED.
10. NO PIPES SHALL BE ALLOWED TO BE EMBEDDED IN STRUCTURAL MEMBERS, UNLESS OTHERWISE APPROVED.
11. ALL PIPES, FITTINGS, EQUIPMENT AND FIXTURES SHALL BE INSTALLED IN ACCORDANCE TO MANUFACTURER'S SPECIFICATIONS AND INSTRUCTIONS.
12. SUPPORTS AND HANGERS SHALL BE PROVIDED ACCORDINGLY.
13. ALL EQUIPMENTS AND FIXTURES SHALL BE ENVIRONMENTAL FRIENDLY.
14. INSTALLATION OF SERVICE ENTRANCE
 - 14.1. THE TYPE OF SERVICE ENTRANCE SHALL BE SINGLE-PHASE, TWO-WIRE PLUS GROUND, 60 HERTZ, 230V AC NOMINAL.
 - 14.2. THE SERVICE ENTRANCE EQUIPMENT SHALL BE PROPERLY GROUNDED IN ACCORDANCE WITH THE PHILIPPINE ELECTRICAL CODE.
 - 14.3. THE MAIN OVERCURRENT PROTECTION DEVICE SHALL BE OF THERMAL MAGNETIC MCCB IN NEMA 3R WEATHERPROOF ENCLOSURE.
15. INSTALLATION OF LIGHTING AND POWER SYSTEM
 - 15.1. ALL LIGHTING AND CONVENIENCE OUTLET CIRCUITS SHALL BE 3.5 SQ. MM. THHN/THWN COPPER WIRE UNLESS OTHERWISE NOTED. MINIMUM SIZE OF WIRE SHALL BE 3.5 SQ. MM. COPPER WIRE. ALL WIRES AND CABLES SHALL BE COLOR CODED AS FOLLOWS:

LINE 1	- RED
LINE 2	- BLACK
NEUTRAL	- WHITE
GROUND	- GREEN
 - 15.2. ALL EMBEDDED BRANCH CIRCUITS SHALL BE PVC CONDUITS AND FOR EXPOSED INSTALLATION SHALL BE IMC SUPPORTED BY CONDUIT CLAMPS EVERY 700 MILLIMETERS AND/OR CONDUIT HANGER SUPPORTS EVERY 1500 MILLIMETERS.
 - 15.3. CONDUITS IN NO CASE SHALL NOT BE MORE THAN THE EQUIVALENT OF FOUR QUARTER BENDS IN ANY ONE RUN. ALL CONDUIT BENDS SHALL BE FIELD MADE BY USING HYDRAULIC BENDERS. MINIMUM BENDING RADIUS MUST BE IN ACCORDANCE TO THE CODE REQUIREMENTS.
 - 15.4. ALL POWER OUTLETS AND SWITCHES SHALL BE GROUNDING TYPE WITH PARALLEL SLOTS FOR 230 V.
 - 15.5. PROVIDE GROUND FAULT CURRENT INTERRUPTER CIRCUIT BREAKER FOR LOADS MARKED "GFCI" ON THE PLAN.
 - 15.6. ALL METALLIC CONDUITS, SWITCHES, LIGHTING FIXTURES, PANELBOARDS, EQUIPMENTS AND NON-CURRENT CARRYING METAL PARTS SHALL BE PROPERLY GROUNDED AND BONDED.
 - 15.7. THE GROUND RESISTANCE SHALL NOT BE MORE THAN 5 OHMS.
 - 15.8. ALL MOUNTING HEIGHTS FOR WALL MOUNTED DEVICES SHALL BE AS FOLLOWS:

- | | |
|----------------------------|--------------------------------|
| A. LIGHTING SWITCH | - 1400 MM ABOVE FLOOR FINISH |
| B. CONVENIENCE OUTLET | - 300 MM ABOVE FLOOR FINISH |
| | - 150MM ABOVE WORKING COUNTER. |
| C. PANELBOARD AND CABINETS | - 1400 MM ABOVE FLOOR FINISH |
| D. EXIT LIGHT | - 150 MM TOP OF DOOR JAMB |
| E. EMERGENCY LIGHT | - 2000 ABOVE FLOOR EMERGENCY |

- 15.1. PULL BOXES SHALL BE WHENEVER NECESSARY TO FACILITATE WIRE PULLING EVEN IF THESE ARE NOT INDICATED ON PLANS.
- 15.2. FOR EACH SPARE BRANCH CIRCUIT IN PANELBOARD, PROVIDE ONE 20MM DIAMETER EMPTY CONDUIT TERMINATED TO 100MM OCTAGONA; BOX ABOVE CEILING. MINIMUM SIZE OF PULLBOX SHALL BE 150MM X 150MM X 100MM.
- 15.3. ALL CIRCUIT BREAKERS SHALL BE BOLT-ON TYPE WITH INTERRUPTING CAPACITY AS INDICATED IN THE PLANS. PANELBOARDS SHALL BE GALVANIZED SHEET POWDER COATED GAGE 16 MINIMUM.
- 15.4. FEEDER AND BRANCH CIRCUIT CONDUCTORS IN CABLE TRAYS SHALL BE GROUPED, BONDED AND TAGGED TO INDICATE CLEARLY THE ELECTRICAL CHARACTERISTICS SUCH AS CIRCUIT NUMBER AND PANEL DESIGNATION.
- 15.5. REFER TO MECHANICAL, PLUMBING AND FIRE PROTECTION DRAWINGS FOR RATINGS AND LOCATIONS OF EQUIPMENT AS WELL AS THEIR CONTROL SEQUENCES AS SPECIFIED AND OR SHOWN UNDER THEIR RESPECTIVE SECTIONS.
- 15.6. ALL MATERIALS TO BE USED AND THE EQUIPMENT TO BE INSTALLED SHALL BE OF THE BEST QUALITY, BRAND NEW AS SPECIFIED. IT MUST BE APPROVED TYPE FOR THE PARTICULAR LOCATION AND PURPOSE INTENDED.
16. INSTALLATION OF AUXILIARY SYSTEM (VOICE/DATA SYSTEM, CLOSED CIRCUIT TELEVISION SYSTEM AND FIRE DETECTION ALARM SYSTEM)
 - 16.1. ALL AUXILIARY WIRINGS MUST REFER TO WIRE SCHEDULE AS INDICATED ON PLANS.
 - 16.2. MINIMUM SIZE AND TYPE OF CONDUIT SHALL BE AS FOLLOWS:

A. VOICE DATA SYSTEM	- 20MM Ø PVC
B. CCTV SYTEM	- 20MM Ø PVC
C. FDAS SYSTEM	- 15MM Ø EMT/IMC
 - 16.1. ALL EMBEDDED CIRCUITS SHALL BE PVC CONDUITS AND FOR EXPOSED INSTALLATION SHALL BE EMT/IMC SUPPORTED BY CONDUIT CLAMPS EVERY 700 MILLIMETERS AND/OR CONDUIT HANGER SUPPORTS EVERY 1500 MILLIMETERS.
 - 16.2. ALL MOUNTING HEIGHTS FOR WALL MOUNTED DEVICES SHALL BE AS FOLLOWS:

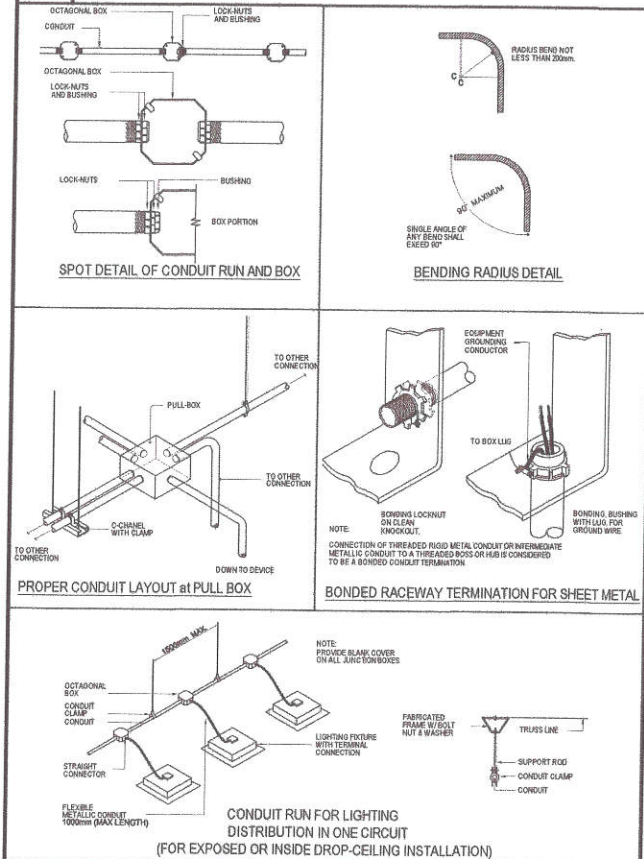
A. TELEPHONE OUTLET	- 300 MM ABOVE FLOOR FINISH
B. CATV OUTLET	- 300 MM ABOVE FLOOR FINISH
C. DATA OUTLET	- 300MM ABOVE WORKING COUNTER.
D. CABINETS	- 1400 MM ABOVE FLOOR FINISH
 - 16.1. BOXES, WIRE, GUTTERS, ENCLOSURE SHALL BE FABRICATED FROM STEEL WITH THICKNESS AS FOLLOWS:

MAX. WIDTH OF THE WIDEST SURFACE STEEL	GA
UP TO INCLUDING 152.40 MM	GA 16 PAINTED WITH METAL PRIMER EPOXY AND TOPCOAT
OVER 152.40 MM BUT NOT OVER 457.30	GA 14 PAINTED WITH METAL PRIMER EPOXY AND TOPCOAT
OVER 457.30 MM BUT NOT OVER 762 MM	GA 12 PAINTED WITH METAL PRIMER EPOXY AND TOPCOAT
OVER 762 MM	GA 10 PAINTED WITH METAL PRIMER EPOXY AND TOPCOAT
 - 16.1. THE COMMUNICATION GROUND RESISTANCE SHALL NOT EXCEED 2 OHMS.
 - 16.2. ALL MATERIALS TO BE USED AND THE EQUIPMENT TO BE INSTALLED SHALL BE OF THE BEST QUALITY, BRAND NEW AS SPECIFIED. IT MUST BE APPROVED TYPE FOR THE PARTICULAR LOCATION AND PURPOSE INTENDED.

	RECEPTACLE WITH BULB
	TROFFER TYPE WITH 2X18W LED TUBE LIGHT (FOR REPLACEMENT)

2 LEGEND & SYMBOLS

SCALE: NTS.



1 GENERAL NOTES

SCALE: NTS.

3 MISCELLANEOUS DETAILS

SCALE: NTS.



Republika ng Pilipinas
Lungsod ng Quezon
KAGAWARAN NG INHINYERYA
(CITY ENGINEERING DEPARTMENT)

PROJECT TITLE :
PROPOSED REHABILITATION OF PERIMETER FENCE AND WATERLINE SYSTEM AT SAN JOSE HIGH SCHOOL

LOCATION: BARANGAY SAN JOSE, DISTRICT 1, QUEZON CITY

DATE:

DESIGNED BY:

KELVIN MORZONIA
ELECT'L ENGINEER

DRAWN BY: DEKT

CHECKED BY: RDN

REVISION NO.:

SUBMITTED BY:

ENGR. FREDISWINDA D. DE GUZMAN
HEAD, PLANNING & DESIGN DIVISION

RECOMMENDING APPROVAL:

ATTY. MARK DALE DIAMOND P. PERRAL
CITY ENGINEER

APPROVED BY:

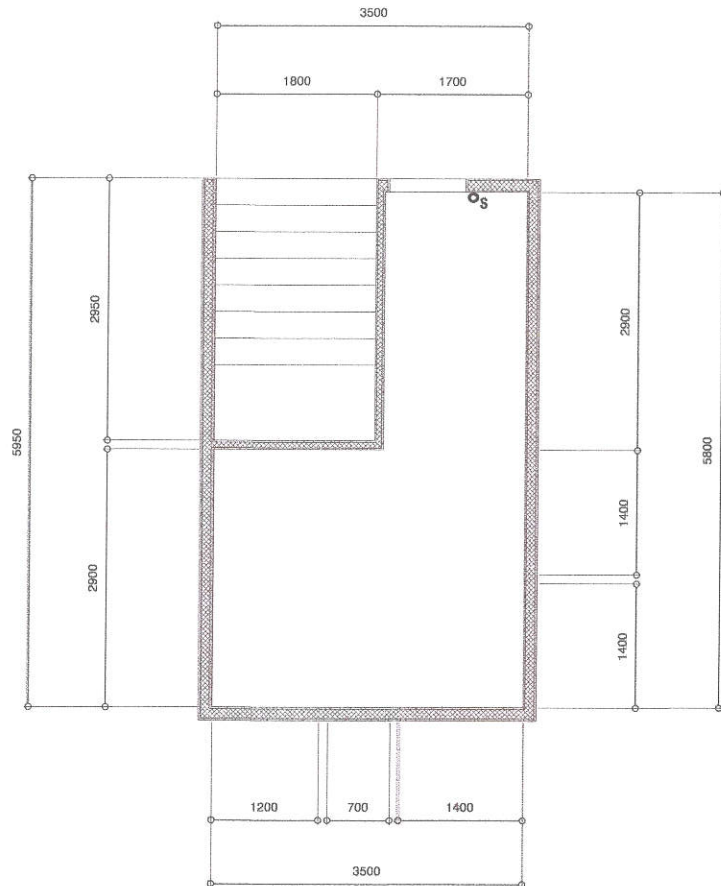
HON MA. JOSEFINA G. BELMONTE
CITY MAYOR

SHEET CONTENT

GENERAL NOTES
MISCELLANEOUS DETAILS
LEGEND AND SYMBOLS

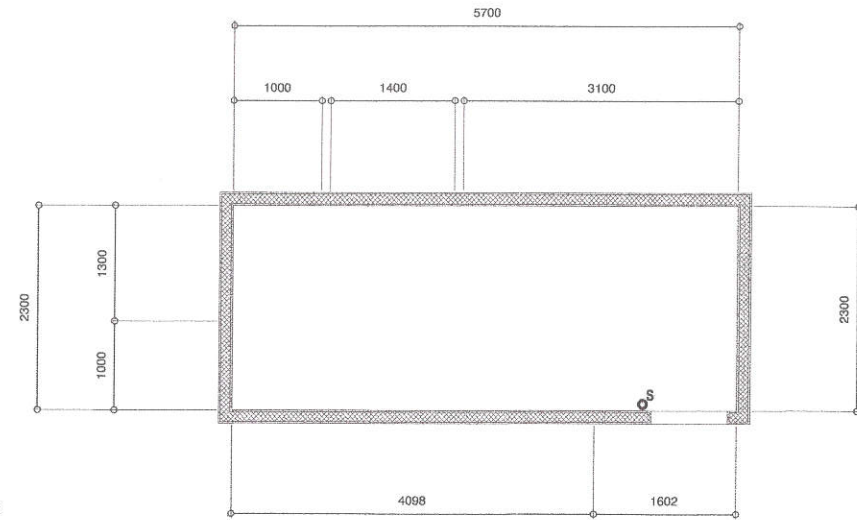
SHEET NO.

EL-01
17/19



NOTE:

1. SWITCHES TO BE REPLACED

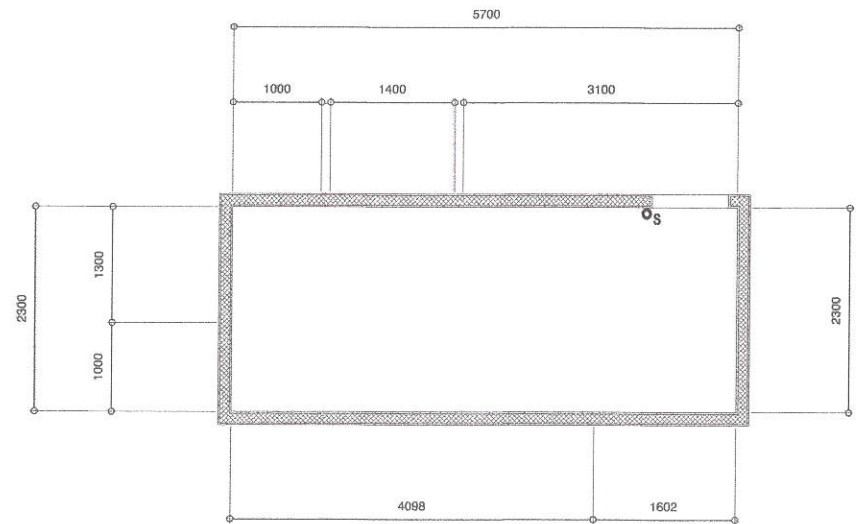


NOTE:

1. SWITCHES TO BE REPLACED

2 FEMALE TOILET LIGHTING LAYOUT (MATHAY BUILDING GROUND FLOOR TO THIRD FLOOR)

SCALE 1:60M.



NOTE:

1. SWITCHES TO BE REPLACED

1 MALE TOILET LIGHTING LAYOUT (ATO YAP BUILDING)

SCALE 1:60M.

3 MALE TOILET LIGHTING LAYOUT (MATHAY BUILDING GROUND FLR. TO THIRD FLR.)

SCALE 1:50M.



Republika ng Pilipinas
Lungsod ng Quezon
KAGAWARAN NG INHINYERYA
(CITY ENGINEERING DEPARTMENT)

PROJECT TITLE :

**PROPOSED REHABILITATION OF
PERIMETER FENCE AND WATERLINE
SYSTEM AT SAN JOSE HIGH SCHOOL**

LOCATION:

BARANGAY SAN JOSE, DISTRICT 1, QUEZON CITY

DATE:

DESIGNED BY:

KELVIN MAGZONIA
ELECT'L ENGINEER

DRAWN BY: DEXT

CHECKED BY: RDN

REVISION NO.:

SUBMITTED BY:

ENGR. FREDISWINA D. DE GUZMAN
HEAD, PLANNING & DESIGN DIVISION

RECOMMENDING APPROVAL :

ATTY. MARK DALE DIAMOND P. PERRAL
CITY ENGINEER

APPROVED BY :

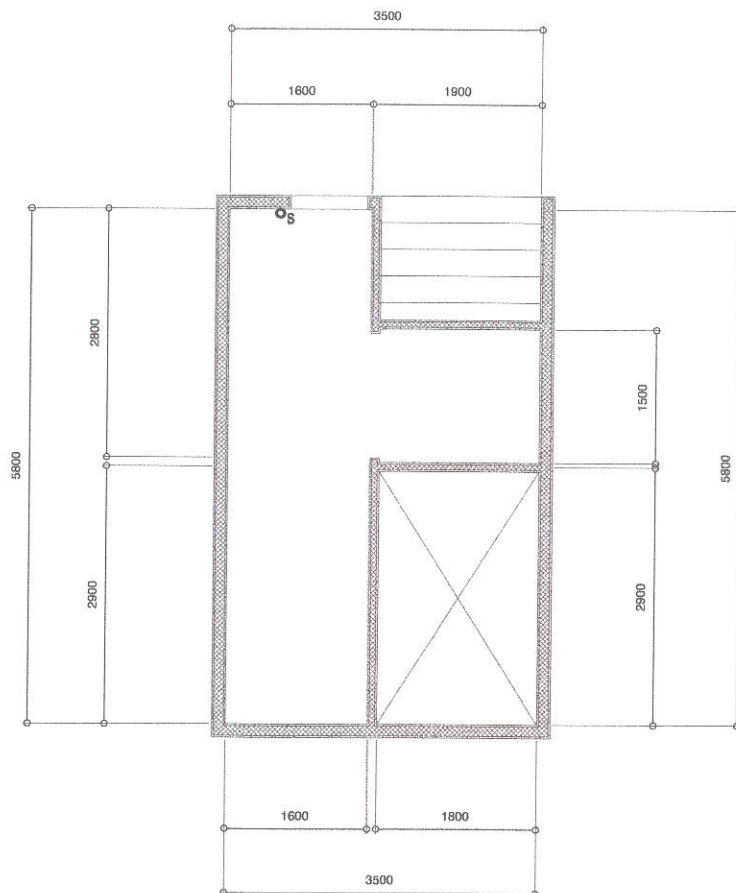
HON MA. JOSEFINA G. BELMONTE
CITY MAYOR

SHEET CONTENT

MALE TOILET LIGHTING
LAYOUT (ATO YAP
BUILDING)
FEMALE TOILET LIGHTING
LAYOUT (MATHAY BLDG)
MALE TOILET LIGHTING
LAYOUT (MATHAY BLDG)

SHEET NO.

EL-02
18 19

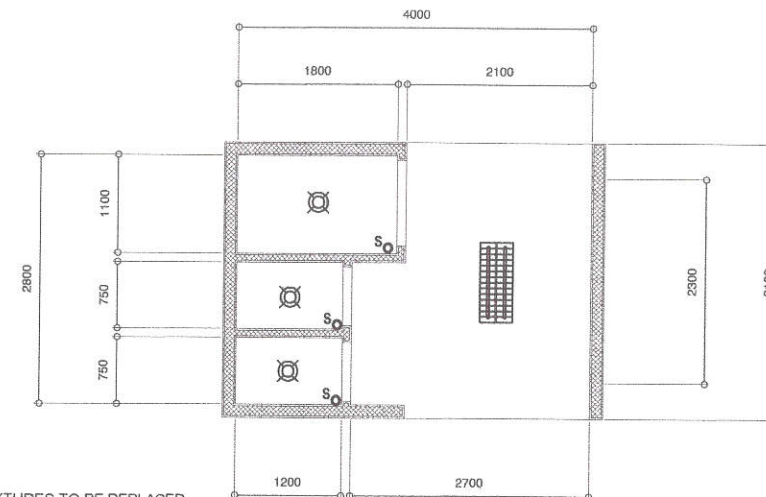


NOTE:

1. SWITCHES TO BE REPLACED

1 MALE TOILET LIGHTING LAYOUT (ICASIANO BUILDING)

SCALE 1:60M.

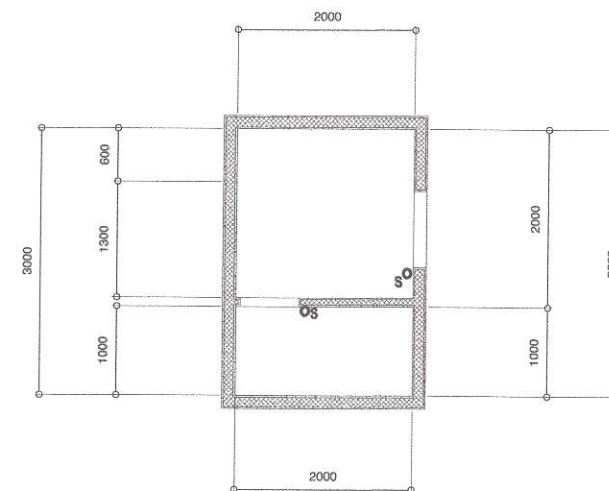


NOTE:

1. LIGHTING FIXTURES TO BE REPLACED
2. SWITCHES TO BE REPLACED
3. TAP TO EXISTING POWER SUPPLY

2 TOILET LIGHTING LAYOUT (BESIDE ICASIANO BUILDING)

SCALE 1:60M.



NOTE:

1. SWITCHES TO BE REPLACED

3 KITCHEN AND TOILET LIGHTING LAYOUT LAYOUT (ICASIANO BUILDING)

SCALE 1:50M.



Republika ng Pilipinas
Lungsod ng Quezon
KAGAWARAN NG INHINYERYA
(CITY ENGINEERING DEPARTMENT)

PROJECT TITLE :

**PROPOSED REHABILITATION OF
PERIMETER FENCE AND WATERLINE
SYSTEM AT SAN JOSE HIGH SCHOOL**

LOCATION:

BARANGAY SAN JOSE, DISTRICT 1, QUEZON CITY

DATE:

DESIGNED BY:

KELVIN MARZONIA
ELECT'L ENGINEER

DRAWN BY: **DEXT**
CHECKED BY: **RDN**

REVISION NO.:

SUBMITTED BY:

ENGR. FREDISWINDA D. DE GUZMAN
HEAD, PLANNING & DESIGN DIVISION

RECOMMENDING APPROVAL :

ATTY. MARK DALE DIAMOND P. PERRA
CITY ENGINEER

APPROVED BY :

HON MA. JOSEFINA G. BELMONTE
CITY MAYOR

SHEET CONTENT

MALE TOILET LIGHTING
LAYOUT (ICASIANO BLDG)
TOILET LIGHTING LAYOUT
(BESIDE ICASIANO
BUILDING)
KITCHEN AND TOILET
LIGHTING LAYOUT
(ICASIANO BUILDING)

SHEET NO.

EL-03
19 19

Section VIII. Bill of Quantities

Notes on the Bill of Quantities

Objectives

The objectives of the Bill of Quantities are:

- a. to provide sufficient information on the quantities of Works to be performed to enable Bids to be prepared efficiently and accurately; and
- b. when a Contract has been entered into, to provide a priced Bill of Quantities for use in the periodic valuation of Works executed.

In order to attain these objectives, Works should be itemized in the Bill of Quantities in sufficient detail to distinguish between the different classes of Works, or between Works of the same nature carried out in different locations or in other circumstances which may give rise to different considerations of cost. Consistent with these requirements, the layout and content of the Bill of Quantities should be as simple and brief as possible.

Daywork Schedule

A Daywork Schedule should be included only if the probability of unforeseen work, outside the items included in the Bill of Quantities, is high. To facilitate checking by the Entity of the realism of rates quoted by the Bidders, the Daywork Schedule should normally comprise the following:

- a. A list of the various classes of labor, materials, and Constructional Plant for which basic daywork rates or prices are to be inserted by the Bidder, together with a statement of the conditions under which the Contractor will be paid for work executed on a daywork basis.
- b. Nominal quantities for each item of Daywork, to be priced by each Bidder at Daywork rates as Bid. The rate to be entered by the Bidder against each basic Daywork item should include the Contractor's profit, overheads, supervision, and other charges.

Provisional Sums

A general provision for physical contingencies (quantity overruns) may be made by including a provisional sum in the Summary Bill of Quantities. Similarly, a contingency allowance for possible price increases should be provided as a provisional sum in the Summary Bill of Quantities. The inclusion of such provisional sums often facilitates budgetary approval by avoiding the need to request periodic supplementary approvals as the future need arises. Where such provisional sums or contingency allowances are used, the SCC should state the manner in which they will be used, and under whose authority (usually the Procuring Entity's Representative's).

The estimated cost of specialized work to be carried out, or of special goods to be supplied, by other contractors should be indicated in the relevant part of the Bill of Quantities as a particular provisional sum with an appropriate brief description. A separate procurement procedure is normally carried out by the Procuring Entity to select such specialized contractors. To provide an element of competition among the Bidders in respect of any facilities, amenities, attendance, etc., to be provided by the successful Bidder as prime Contractor for the use and convenience of the specialist contractors, each related provisional sum should be followed by an item in the Bill of Quantities inviting the Bidder to quote a sum for such amenities, facilities, attendance, etc.

Signature Box

A signature box shall be added at the bottom of each page of the Bill of Quantities where the authorized representative of the Bidder shall affix his signature. Failure of the authorized representative to sign each and every page of the Bill of Quantities shall be a cause for rejection of his bid.

These Notes for Preparing a Bill of Quantities are intended only as information for the Procuring Entity or the person drafting the Bidding Documents. They should not be included in the final documents.

PROJECT TITLE : PROPOSED REHABILITATION OF PERIMETER FENCE AND WATERLINE SYSTEM AT SAN JOSE HIGH SCHOOL

LOCATION : BARANGAY SAN JOSE, DISTRICT 1, QUEZON CITY

PROJECT NO. : 23 - 00124

DURATION : Ninety (90) Calendar Days

BREAKDOWN OF COST

ITEM NO.	DESCRIPTION	ESTIMATED DIRECT COST	TOTAL MARK-UP		VAT	TOTAL INDIRECT COST	TOTAL COST
			%	VALUE			
PART I	OTHER GENERAL REQUIREMENTS						
PART II	ATO YAP BUILDING						
PART II-A	REMOVAL WORKS						
PART II-B	FINISHING AND OTHER CIVIL WORKS						
PART II-C	SANITARY/PLUMBING WORKS						
PART II-D	ELECTRICAL WORKS						
PART III	ICASIANO BUILDING						
PART III-A	REMOVAL WORKS						
PART III-B	FINISHING AND OTHER CIVIL WORKS						
PART III-C	SANITARY/PLUMBING WORKS						
PART III-D	ELECTRICAL WORKS						
PART IV	MATHAY BUILDING						
PART IV-A	REMOVAL WORKS						
PART IV-B	FINISHING AND OTHER CIVIL WORKS						
PART IV-C	SANITARY/PLUMBING WORKS						
PART IV-D	ELECTRICAL WORKS						
PART V	PERIMETER FENCE AND GATE						

ITEM NO.	DESCRIPTION	ESTIMATED DIRECT COST	TOTAL MARK-UP		VAT	TOTAL INDIRECT COST	TOTAL COST
			%	VALUE			
PART V-A	REMOVAL WORKS						
PART V-B	EARTHWORKS						
PART V-C	PLAIN AND REINFORCED CONCRETE WORKS						
PART V-D	FINISHING AND OTHER CIVIL WORKS						
TOTAL							

TOTAL COST P_____

LUMP SUM BID IN WORDS : _____

Contractor : _____

BILL OF QUANTITIES
(Building Construction/Rehabilitation Project)

PROJECT TITLE : PROPOSED REHABILITATION OF PERIMETER FENCE AND WATERLINE SYSTEM AT SAN JOSE HIGH SCHOOL

LOCATION : BARANGAY SAN JOSE, DISTRICT 1, QUEZON CITY

PROJECT NO. : 23 - 00124

DURATION : Ninety (90) Calendar Days

ITEM CODE	DESCRIPTION	QUANTITY	UNIT	ESTIMATED DIRECT COST	MARK-UP IN %		TOTAL MARK-UP		VAT	TOTAL INDIRECT COST	TOTAL COST	UNIT COST
					OCM	PROFIT	%	VALUE				
PART I	OTHER GENERAL REQUIREMENTS											
B.5	Project Billboard / Sign Board	1	ea									
B.7(1)	Occupational Safety and Health	3	mo									
B.24	Scaffolding	330	m²									
	TOTAL OF PART I											
PART II	ATO YAP BUILDING											
PART A	CIVIL, SANITARY/PLUMBING AND ELECTRICAL WORKS											
PART II-A	REMOVAL WORKS											
801(3)	Removal of Tiles	52	m²									
801(6)	Chipping Works	1	m³									
801(2)	Removal of Sanitary Fixtures	6	ea									
	TOTAL OF PART II-A											
PART II-B	FINISHING AND OTHER CIVIL WORKS											
B.1 Moisture Protection												
1016(1)b	Liquid Waterproofing, Polyurethane	23	m²									
B.2 Masonry Works												
1021(1)	Cement Floor Finish (Restoration for Plumbing / Sanitary Works)	1	m²									
1021(3)a	Floor Topping, Plain	17	m²									
B.3 Installation of Doors												
1010(2)a	Doors (Wooden Flush)	5	m²									
1010(2)b	Doors (Wooden Panel)	2	m²									
B.4 Finishing Works												
1018(5)	Glazed Tiles	32	m²									
1018(2)	Unglazed Tiles	17	m²									

ITEM CODE	DESCRIPTION	QUANTITY	UNIT	ESTIMATED DIRECT COST	MARK-UP IN %		TOTAL MARK-UP		VAT	TOTAL INDIRECT COST	TOTAL COST	UNIT COST
					OCM	PROFIT	%	VALUE				
B.5 Painting Works												
1032(1)a	Painting Works (Masonry Painting)	24	m²									
	TOTAL OF PART II-B											
PART II-C	SANITARY/PLUMBING WORKS											
1001(8)	Sewer Line Works	1	l.s.									
1002(24)	Cold Water Line	1	l.s.									
1201(12)	Valve and Pipe Fittings	1	l.s.									
1002(4)	Plumbing Fixtures	1	l.s.									
	TOTAL OF PART II-C											
PART II-D	ELECTRICAL WORKS											
1101 (3)	Single Pole Wall Switch on one switch plate	1	set									
	TOTAL OF PART II-D											
	TOTAL OF PART II (ATO YAP BUILDING)											
PART III	ICASIANO BUILDING											
PART A	CIVIL, SANITARY/PLUMBING AND											
PART III-A	REMOVAL WORKS											
801(3)	Removal of Tiles	88	m²									
801(6)	Chipping Works	1	m³									
801(2)	Removal of Sanitary Fixtures	6	ea									
	TOTAL OF PART III-A											
PART III-B	FINISHING AND OTHER CIVIL WORKS											
B.1 Moisture Protection												
1016(1)b	Liquid Waterproofing, Polyurethane	21	m²									
B.2 Masonry Works												
1021(1)	Cement Floor Finish (Restoration for Plumbing / Sanitary Works)	2	m²									
1021(3)a	Floor Topping, Plain	11	m²									
B.3 Fabricated Materials and Hardwares												
1004(2)	Countertop with Aluminum Cabinet	3	m									
B.4 Installation of Doors												
1010(2)b	Doors (Wooden Panel)	12	m²									
B.5 Finishing Works												
1018(5)	Glazed Tiles	55	m²									
1018(2)	Unglazed Tiles	11	m²									
B.6 Capentry and Joinery												
1003(1)	Ceiling, 6mm, Metal Frame, Fiber Cement Board	13	m²									
1003(2)	Urinal Partition	3	set									

ITEM CODE	DESCRIPTION	QUANTITY	UNIT	ESTIMATED DIRECT COST	MARK-UP IN %		TOTAL MARK-UP		VAT	TOTAL INDIRECT COST	TOTAL COST	UNIT COST
					OCM	PROFIT	%	VALUE				
B.7 Painting Works												
1032(1)a	Painting Works (Masonry Painting)	114	m²									
1032(1)b	Painting Works (Wood)	13	m²									
	TOTAL OF PART III-B											
PART III-C	SANITARY/PLUMBING WORKS											
1001(8)	Sewer Line Works	1	l.s.									
1002(24)	Cold Water Line	1	l.s.									
1002(4)	Plumbing Fixtures	1	l.s.									
	TOTAL OF PART III-C											
PART III-D	ELECTRICAL WORKS											
1101 (34)	Repair/Replacement of Wires and Wiring Devices	1	l.s.									
1103 (2)	Repair/Replacement of Lighting Fixtures and Lamps	1	l.s.									
	TOTAL OF PART III-D											
	TOTAL OF PART IV (ICASIANO BUILDING)											
PART IV	MATHAY BUILDING											
PART A	CIVIL, SANITARY/PLUMBING AND											
PART IV-A	REMOVAL WORKS											
801(3)	Removal of Tiles	243	m²									
801(6)	Removal of Actual Structures/Obstruction (Floor Urinal)	1	m³									
801(6)	Chipping Works	1	m³									
801(2)	Removal of Sanitary Fixtures	27	ea									
	TOTAL OF PART IV-A											
PART IV-B	FINISHING AND OTHER CIVIL WORKS											
B.1 Moisture Protection												
1016(1)b	Liquid Waterproofing, Polyurethane	118	m²									
B.2 Masonry Works												
1021(1)	Cement Floor Finish (Restoration for Plumbing / Sanitary Works)	6	m²									
1021(3)a	Floor Topping, Plain	83	m²									
B.3 Installation of Doors												
1010(2)a	Doors (Wooden Flush)	20	m²									
1010(2)b	Doors (Wooden Panel)	11	m²									
B.4 Finishing Works												
1018(5)	Glazed Tiles	162	m²									
1018(2)	Unglazed Tiles	83	m²									

ITEM CODE	DESCRIPTION	QUANTITY	UNIT	ESTIMATED DIRECT COST	MARK-UP IN %		TOTAL MARK-UP		VAT	TOTAL INDIRECT COST	TOTAL COST	UNIT COST
					OCM	PROFIT	%	VALUE				
B.5 Painting Works												
1032(1)a	Painting Works (Masonry Painting)	162	m²									
	TOTAL OF PART IV-B											
PART IV-C	SANITARY/PLUMBING WORKS											
1001(8)	Sewer Line Works	1	l.s.									
1002(24)	Cold Water Line	1	l.s.									
1201(12)	Valve and Pipe Fittings	1	l.s.									
1002(4)	Plumbing Fixtures	1	l.s.									
1201(2)	Centrifugal Pump with Control	1	set									
1201(10)a	Pneumatic (Pressure Tank - Stainless)	1	set									
1201(8)	Water Tank	1	set									
	TOTAL OF PART IV-C											
PART IV-D	ELECTRICAL WORKS											
1101 (3)	Single Pole Wall Switch on one switch plate	1	set									
	TOTAL OF PART IV-D											
	TOTAL OF PART V (MATHAY BUILDING)											
PART V	PERIMETER FENCE AND GATE											
PART A	CIVIL WORKS											
PART V-A	REMOVAL WORKS											
801(6)	Removal of Actual Structures/Obstruction (Wall and Column)	3	m³									
801(3)	Removal of Corrugated Sheet	200	m²									
	TOTAL OF PART V-A											
PART V-B	EARTHWORKS											
803(1)b	Structure Excavation	3	m³									
804(1)a	Embankment from Structure Excavation	1	m³									
804(4)	Gravel Fill	1	m³									
	TOTAL OF PART VI-B											
PART V-C	PLAIN AND REINFORCED CONCRETE											
900(1)	Structural Concrete (Site Mix, 4000psi, 28 days)	34	m³									
902(1)a	Reinforcing Steel (Deformed), Grade 40	2,419	kg									
902(1)b	Reinforcing Steel (Deformed), Grade 60	1,506	kg									
903(2)	Formworks and Falseworks	397	m²									
	TOTAL OF PART V-C											

ITEM CODE	DESCRIPTION	QUANTITY	UNIT	ESTIMATED DIRECT COST	MARK-UP IN %		TOTAL MARK-UP		VAT	TOTAL INDIRECT COST	TOTAL COST	UNIT COST
					OCM	PROFIT	%	VALUE				
PART V-D	FINISHING AND OTHER CIVIL WORKS											
D.1 Masonry Works												
1046(2)a2	CHB Non-Load Bearing (Including Reinforcing Steel), 150mm	365	m²									
1027(1)	Cement Plaster Finish	1,368	m²									
D.2 Fabricated Materials and Hardwares												
1047(1)	Structural Steel (Gate)	1	l.s.									
D.3 Painting Works												
1032(1)a	Painting Works (Masonry Painting - Outer Wall)	684	m²									
1032(1)a	Painting Works (Masonry Painting - Inner Wall)	684	m²									
1032(1)c	Painting Works (Metal)	107	m²									
	TOTAL OF PART V-D											
	TOTAL OF PART VI (PERIMETER FENCE AND GATE)											
	GRAND TOTAL											

Section IX. Checklist of Technical and Financial Documents

Notes on the Checklist of Technical and Financial Documents

The prescribed documents in the checklist are mandatory to be submitted in the Bid, but shall be subject to the following:

- a. GPPB Resolution No. 09-2020 on the efficient procurement measures during a State of Calamity or other similar issuances that shall allow the use of alternate documents in lieu of the mandated requirements; or
- b. any subsequent GPPB issuances adjusting the documentary requirements after the effectivity of the adoption of the PBDs.

The BAC shall be checking the submitted documents of each Bidder against this checklist to ascertain if they are all present, using a non-discretionary “pass/fail” criterion pursuant to Section 30 of the 2016 revised IRR of RA No. 9184.

Checklist of Technical and Financial Documents

I. TECHNICAL COMPONENT ENVELOPE

Class “A” Documents

Legal Documents

- ☐ (a) Valid PhilGEPS Registration Certificate (Platinum Membership) (all pages);
and
- ☐ (b) Registration certificate from Securities and Exchange Commission (SEC), Department of Trade and Industry (DTI) for sole proprietorship, or Cooperative Development Authority (CDA) for cooperatives or its equivalent document;
and
- ☐ (c) Mayor’s or Business permit issued by the city or municipality where the principal place of business of the prospective bidder is located, or the equivalent document for Exclusive Economic Zones or Areas;
and
- ☐ (e) Tax clearance per E.O. No. 398, s. 2005, as finally reviewed and approved by the Bureau of Internal Revenue (BIR).

Technical Documents

- ☐ (f) Statement of the prospective bidder of all its ongoing government and private contracts, including contracts awarded but not yet started, if any, whether similar or not similar in nature and complexity to the contract to be bid (*please see attached prescribed forms required by the QC – BAC for Infrastructure and Consultancy*); **and**
- ☐ (g) Statement of the bidder’s Single Largest Completed Contract (SLCC) similar to the contract to be bid, except under conditions provided under the rules with an attached Notice of Award, Notice to Proceed, Contract and Certificate of Acceptance (*please see attached prescribed form required by the QC – BAC for Infrastructure and Consultancy*); **and**
- ☐ (h) Philippine Contractors Accreditation Board (PCAB) License;
or
Special PCAB License in case of Joint Ventures;
and registration for the type and cost of the contract to be bid; **and**
- ☐ (i) Original copy of Bid Security. If in the form of a Surety Bond, submit also a certification issued by the Insurance Commission;
or
Original copy of Notarized Bid Securing Declaration; **and**
- ☐ (j) Project Requirements, which shall include the following:
 - ☐ a. Organizational chart for the contract to be bid;
 - ☐ b. List of contractor’s key personnel (*e.g.*, Project Manager, Project Engineers, Materials Engineers, and Foremen), to be assigned to the contract to be bid, with their complete qualification and experience data (*please see attached prescribed form required by the QC – BAC for Infrastructure and Consultancy*);
 - ☐ c. List of contractor’s major equipment units, which are owned, leased, and/or under purchase agreements, supported by proof of ownership or certification of availability of equipment from the equipment

lessor/vendor for the duration of the project, as the case may be (*please see attached prescribed form required by the QC – BAC for Infrastructure and Consultancy*); **and**

- ☐ (k) Original duly signed Omnibus Sworn Statement (OSS); **and** if applicable, Original Notarized Secretary's Certificate in case of a corporation, partnership, or cooperative; or Original Special Power of Attorney of all members of the joint venture giving full power and authority to its officer to sign the OSS and do acts to represent the Bidder.

Additional Technical Requirements:

- ☐ • Certificate of Site Inspection or Affidavit of Site Inspection as part of Omnibus Sworn Statement
- ☐ • Affidavit of Undertaking for Key Personnel and Equipment (*please see attached prescribed form required by the QC – BAC for Infrastructure and Consultancy*)
- ☐ • Equipment Utilization Schedule
- ☐ • Manpower Schedule
- ☐ • Construction Schedule and S-Curve
- ☐ • PERT-CMP
- ☐ • Construction Methods

Financial Documents

- ☐ (l) The prospective bidder's audited financial statements, showing, among others, the prospective bidder's total and current assets and liabilities, stamped "received" by the BIR or its duly accredited and authorized institutions, for the preceding calendar year which should not be earlier than two (2) years from the date of bid submission; **and**
- ☐ (m) The prospective bidder's computation of Net Financial Contracting Capacity (NFCC) (*please see attached prescribed form required by the QC – BAC for Infrastructure and Consultancy*).

Class "B" Documents

- ☐ (n) If applicable, duly signed joint venture agreement (JVA) in accordance with RA No. 4566 and its IRR in case the joint venture is already in existence; **or** duly notarized statements from all the potential joint venture partners stating that they will enter into and abide by the provisions of the JVA in the instance that the bid is successful.

II. FINANCIAL COMPONENT ENVELOPE

- ☐ (o) Original of duly signed and accomplished Financial Bid Form; **and**

Other documentary requirements under RA No. 9184

- ☐ (p) Original of duly signed Bid Prices in the Bill of Quantities; **and**
- ☐ (q) Duly accomplished Detailed Estimates Form, including a summary sheet indicating the unit prices of construction materials, labor rates, and equipment rentals used in coming up with the Bid; **and**
- ☐ (r) Cash Flow by Quarter.

Bid Form for the Procurement of Infrastructure Projects
[shall be submitted with the Bid]

BID FORM

Date : _____
Project Identification No. : _____

To: *[name and address of Procuring Entity]*

Having examined the Philippine Bidding Documents (PBDs) including the Supplemental or Bid Bulletin Numbers *[insert numbers]*, the receipt of which is hereby duly acknowledged, we, the undersigned, declare that:

- a. We have no reservation to the PBDs, including the Supplemental or Bid Bulletins, for the Procurement Project: *[insert name of contract]*;
- b. We offer to execute the Works for this Contract in accordance with the PBDs;
- c. The total price of our Bid in words and figures, excluding any discounts offered below is: *[insert information]*;
- d. The discounts offered and the methodology for their application are: *[insert information]*;
- e. The total bid price includes the cost of all taxes, such as, but not limited to: *[specify the applicable taxes, e.g. (i) value added tax (VAT), (ii) income tax, (iii) local taxes, and (iv) other fiscal levies and duties]*, which are itemized herein and reflected in the detailed estimates,
- f. Our Bid shall be valid within the a period stated in the PBDs, and it shall remain binding upon us at any time before the expiration of that period;
- g. If our Bid is accepted, we commit to obtain a Performance Security in the amount of *[insert percentage amount]* percent of the Contract Price for the due performance of the Contract, or a Performance Securing Declaration in lieu of the the allowable forms of Performance Security, subject to the terms and conditions of issued GPPB guidelines¹ for this purpose;
- h. We are not participating, as Bidders, in more than one Bid in this bidding process, other than alternative offers in accordance with the Bidding Documents;
- i. We understand that this Bid, together with your written acceptance thereof included in your notification of award, shall constitute a binding contract between us, until a formal Contract is prepared and executed; and
- j. We understand that you are not bound to accept the Lowest Calculated Bid or any other Bid that you may receive.

¹ currently based on GPPB Resolution No. 09-2020

- k. We likewise certify/confirm that the undersigned, is the duly authorized representative of the bidder, and granted full power and authority to do, execute and perform any and all acts necessary to participate, submit the bid, and to sign and execute the ensuing contract for the [Name of Project] of the [Name of the Procuring Entity].
- l. We acknowledge that failure to sign each and every page of this Bid Form, including the Bill of Quantities, shall be a ground for the rejection of our bid.

Name: _____

Legal Capacity: _____

Signature: _____

Duly authorized to sign the Bid for and behalf of: _____

Date: _____

Bid Securing Declaration Form

[shall be submitted with the Bid if bidder opts to provide this form of bid security]

REPUBLIC OF THE PHILIPPINES)
CITY OF _____) S.S.

BID SECURING DECLARATION **Project Identification No.: *[Insert number]***

To: *[Insert name and address of the Procuring Entity]*

I/We, the undersigned, declare that:

1. I/We understand that, according to your conditions, bids must be supported by a Bid Security, which may be in the form of a Bid Securing Declaration.
2. I/We accept that: (a) I/we will be automatically disqualified from bidding for any procurement contract with any procuring entity for a period of two (2) years upon receipt of your Blacklisting Order; and, (b) I/we will pay the applicable fine provided under Section 6 of the Guidelines on the Use of Bid Securing Declaration, within fifteen (15) days from receipt of the written demand by the procuring entity for the commission of acts resulting to the enforcement of the bid securing declaration under Sections 23.1(b), 34.2, 40.1 and 69.1, except 69.1(f), of the IRR of RA No. 9184; without prejudice to other legal action the government may undertake.
3. I/We understand that this Bid Securing Declaration shall cease to be valid on the following circumstances:
 - a. Upon expiration of the bid validity period, or any extension thereof pursuant to your request;
 - b. I am/we are declared ineligible or post-disqualified upon receipt of your notice to such effect, and (i) I/we failed to timely file a request for reconsideration or (ii) I/we filed a waiver to avail of said right; and
 - c. I am/we are declared the bidder with the Lowest Calculated Responsive Bid, and I/we have furnished the performance security and signed the Contract.

IN WITNESS WHEREOF, I/We have hereunto set my/our hand/s this ____ day of *[month]* *[year]* at *[place of execution]*.

[Insert NAME OF BIDDER OR ITS AUTHORIZED REPRESENTATIVE]

[Insert signatory's legal capacity]

Affiant

[Jurat]

[Format shall be based on the latest Rules on Notarial Practice]

Omnibus Sworn Statement (Revised)
[shall be submitted with the Bid]

REPUBLIC OF THE PHILIPPINES)
CITY/MUNICIPALITY OF _____) S.S.

AFFIDAVIT

I, [Name of Affiant], of legal age, [Civil Status], [Nationality], and residing at [Address of Affiant], after having been duly sworn in accordance with law, do hereby depose and state that:

1. *[Select one, delete the other:]*

[If a sole proprietorship:] I am the sole proprietor or authorized representative of [Name of Bidder] with office address at [address of Bidder];

[If a partnership, corporation, cooperative, or joint venture:] I am the duly authorized and designated representative of [Name of Bidder] with office address at [address of Bidder];

2. *[Select one, delete the other:]*

[If a sole proprietorship:] As the owner and sole proprietor, or authorized representative of [Name of Bidder], I have full power and authority to do, execute and perform any and all acts necessary to participate, submit the bid, and to sign and execute the ensuing contract for [Name of the Project] of the [Name of the Procuring Entity], as shown in the attached duly notarized Special Power of Attorney;

[If a partnership, corporation, cooperative, or joint venture:] I am granted full power and authority to do, execute and perform any and all acts necessary to participate, submit the bid, and to sign and execute the ensuing contract for [Name of the Project] of the [Name of the Procuring Entity], as shown in the attached [state title of attached document showing proof of authorization (e.g., duly notarized Secretary's Certificate, Board/Partnership Resolution, or Special Power of Attorney, whichever is applicable)];

3. [Name of Bidder] is not "blacklisted" or barred from bidding by the Government of the Philippines or any of its agencies, offices, corporations, or Local Government Units, foreign government/foreign or international financing institution whose blacklisting rules have been recognized by the Government Procurement Policy Board, **by itself or by relation, membership, association, affiliation, or controlling interest with another blacklisted person or entity as defined and provided for in the Uniform Guidelines on Blacklisting;**

4. Each of the documents submitted in satisfaction of the bidding requirements is an authentic copy of the original, complete, and all statements and information provided therein are true and correct;

5. [Name of Bidder] is authorizing the Head of the Procuring Entity or its duly authorized representative(s) to verify all the documents submitted;

6. *[Select one, delete the rest:]*

[If a sole proprietorship:] The owner or sole proprietor is not related to the Head of the Procuring Entity, members of the Bids and Awards Committee (BAC), the Technical Working Group, and the BAC Secretariat, the head of the Project Management Office or the end-user unit, and the project consultants by consanguinity or affinity up to the third civil degree;

[If a partnership or cooperative:] None of the officers and members of [Name of Bidder] is related to the Head of the Procuring Entity, members of the Bids and Awards Committee (BAC), the Technical Working Group, and the BAC Secretariat, the head of the Project

Management Office or the end-user unit, and the project consultants by consanguinity or affinity up to the third civil degree;

[If a corporation or joint venture:] None of the officers, directors, and controlling stockholders of *[Name of Bidder]* is related to the Head of the Procuring Entity, members of the Bids and Awards Committee (BAC), the Technical Working Group, and the BAC Secretariat, the head of the Project Management Office or the end-user unit, and the project consultants by consanguinity or affinity up to the third civil degree;

7. *[Name of Bidder]* complies with existing labor laws and standards; and
8. *[Name of Bidder]* is aware of and has undertaken the responsibilities as a Bidder in compliance with the Philippine Bidding Documents, which includes:
 - a. Carefully examining all of the Bidding Documents;
 - b. Acknowledging all conditions, local or otherwise, affecting the implementation of the Contract;
 - c. Making an estimate of the facilities available and needed for the contract to be bid, if any; and
 - d. Inquiring or securing Supplemental/Bid Bulletin(s) issued for the *[Name of the Project]*.
9. *[Name of Bidder]* did not give or pay directly or indirectly, any commission, amount, fee, or any form of consideration, pecuniary or otherwise, to any person or official, personnel or representative of the government in relation to any procurement project or activity.
10. **In case advance payment was made or given, failure to perform or deliver any of the obligations and undertakings in the contract shall be sufficient grounds to constitute criminal liability for Swindling (Estafa) or the commission of fraud with unfaithfulness or abuse of confidence through misappropriating or converting any payment received by a person or entity under an obligation involving the duty to deliver certain goods or services, to the prejudice of the public and the government of the Philippines pursuant to Article 315 of Act No. 3815 s. 1930, as amended, or the Revised Penal Code.**
11. We pledge that the project will be completed in accordance and congruency with the approved plans and programs.

IN WITNESS WHEREOF, I have hereunto set my hand this ___ day of _____ 20__ at _____, Philippines.

[Insert NAME OF BIDDER OR ITS AUTHORIZED REPRESENTATIVE]

[Insert signatory's legal capacity]
Affiant

[Jurat]

[Format shall be based on the latest Rules on Notarial Practice]

Contract Agreement Form for the Procurement of Infrastructure Projects (Revised)

[not required to be submitted with the Bid, but it shall be submitted within ten (10) days after receiving the Notice of Award]

CONTRACT AGREEMENT

THIS AGREEMENT, made this *[insert date]* day of *[insert month]*, *[insert year]* between *[name and address of PROCURING ENTITY]* (hereinafter called the "Entity") and *[name and address of Contractor]* (hereinafter called the "Contractor").

WHEREAS, the Entity is desirous that the Contractor execute *[name and identification number of contract]* (hereinafter called "the Works") and the Entity has accepted the Bid for *[contract price in words and figures in specified currency]* by the Contractor for the execution and completion of such Works and the remedying of any defects therein.

NOW THIS AGREEMENT WITNESSETH AS FOLLOWS:

1. In this Agreement, words and expressions shall have the same meanings as are respectively assigned to them in the Conditions of Contract hereinafter referred to.
2. The following documents as required by the 2016 revised Implementing Rules and Regulations of Republic Act No. 9184 shall be deemed to form and be read and construed as part of this Agreement, viz.:
 - a. Philippine Bidding Documents (PBDs);
 - i. Drawings/Plans;
 - ii. Specifications;
 - iii. Bill of Quantities;
 - iv. General and Special Conditions of Contract;
 - v. Supplemental or Bid Bulletins, if any;
 - b. Winning bidder's bid, including the Eligibility requirements, Technical and Financial Proposals, and all other documents or statements submitted;

Bid form, including all the documents/statements contained in the Bidder's bidding envelopes, as annexes, and all other documents submitted (e.g., Bidder's response to request for clarifications on the bid), including corrections to the bid, if any, resulting from the Procuring Entity's bid evaluation;

- c. Performance Security;
 - d. Notice of Award of Contract and the Bidder's conforme thereto; and
 - e. Other contract documents that may be required by existing laws and/or the Procuring Entity concerned in the PBDs. **Winning bidder agrees that additional contract documents or information prescribed by the GPPB that are subsequently required for submission after the contract execution, such as the Notice to Proceed, Variation Orders, and Warranty Security, shall likewise form part of the Contract.**
3. In consideration for the sum of *[total contract price in words and figures]* or such other sums as may be ascertained, *[Named of the bidder]* agrees to *[state the object of the contract]* in accordance with his/her/its Bid.

4. The *[Name of the procuring entity]* agrees to pay the above-mentioned sum in accordance with the terms of the Bidding.

IN WITNESS whereof the parties thereto have caused this Agreement to be executed the day and year first before written.

[Insert Name and Signature] [Insert Name and Signature]

[Insert Signatory's Legal Capacity] [Insert Signatory's Legal Capacity]

for: for:

[Insert Procuring Entity] [Insert Name of Supplier]

Acknowledgment

[Format shall be based on the latest Rules on Notarial Practice]

LIST OF ALL ON-GOING GOVERNMENT AND PRIVATE CONTRACTS

NAME OF CONTRACTOR: _____

PROJECT TITLE (Name of the Contract) & EXACT PROJECT LOCATION	DATE OF CONTRACT	CONTRACT DURATION	PROJECT OWNER & POSTAL ADDRESS	NATURE OF WORK	CONTRACTOR'S ROLE (SOLE CONTRACTOR, SUBCONTRACTOR, PARTHNER IN A JV) and PERCENTAGE OF PARTICIPATION	TOTAL CONTRACT VALUE AT AWARD	DATE OF COMPLETION or ESTIMATED COMPLETION TIME	TOTAL CONTRACT VALUE AT COMPLETION IF APPLICABLE	PERCENTAGE		VALUE OF OUTSTANDING WORKS (IN PHP)
									ACTUAL ACCOMPLISHMENT	PLANNED ACCOMPLISHMENT	
									TOTAL AMOUNT (Php) OF OUTSTANDING WORKS		

PHOTOCOPY ADDITIONAL FORMS, IF NECESSARY

LIST OF ALL AWARDED BUT NOT YET STARTED GOVERNMENT AND PRIVATE CONTRACTS OF THE BIDDER

NAME OF CONTRACTOR: _____

PROJECT TITLE: _____

PROJECT TITLE & EXACT LOCATION	MAJOR SCOPE OF WORKS & DATE STARTED	NAME AND ADDRESS OF PROJECT OWNER	CONTRACT PRICE (PHP) AS AWARDED	DATE OF SCHEDULED COMPLETION	ROLE OF BIDDER <u>IN THE</u> <u>CONTRACT SOLE</u> <u>CONTRACTOR / SUB-</u> <u>CONTRACTOR/PARTNER IN A</u>
TOTAL AMOUNT OF CONTRACT (Php)					

SINGLE LARGEST COMPLETED CONTRACT SIMILAR TO THE CONTRACT TO BE BID

NAME OF CONTRACTOR: _____

PROJECT TITLE: _____

PROJECT TITLE (Name of the Contract) & EXACT PROJECT LOCATION	DATE OF CONTRACT	CONTRACT DURATION	PROJECT OWNER & POSTAL ADDRESS	NATURE OF WORK	CONTRACTOR'S ROLE (SOLE CONTRACTOR, SUBCONTRACTOR, PARTHNER IN A JV) and PERCENTAGE OF PARTICIPATION	TOTAL CONTRACT VALUE AT AWARD	DATE OF COMPLETION or ESTIMATED COMPLETION TIME	TOTAL CONTRACT VALUE AT COMPLETION IF APPLICABLE

LIST OF MAJOR EQUIPMENT TO BE USED FOR THE PROJECT

NAME OF CONTRACTOR: _____

PROJECT TITLE: _____

TYPE	DESCRIPTION / CAPACITY	SERIAL NO.	YEAR ACQUIRED	PRESENT LOCATION (SPECIFIC ADDRESS)	STATUS OF AVAILABILITY (OWNED/LEASED)

A. LIST OF KEY CONSTRUCTION PERSONNEL TO BE ASSIGNED TO THE PROJECT

NAME OF CONTRACTOR: _____

PROJECT TITLE: _____

NAME	POSITION	AGE	EDUCATIONAL ATTAINMENT	TYPE OF CONSTRUCTION EXPERIENCE	NO.OF YEARS WITH THE CONTRACTOR	PROFESSION	PRC NO.

COMPUTATION OF NET FINANCIAL CONTRACTING CAPACITY (NFCC)

NAME OF BIDDER: _____

CURRENT ASSETS*		PHP	_____
(LESS) CURRENT LIABILITIES*	(LESS)	PHP	_____
NETWORTH		PHP	_____
NETWORTH x 15	x 15	PHP	_____
(LESS) VALUE OF ALL OUTSTANDING ON-GOING CONTRACTS**	(LESS)	PHP	_____
(LESS) VALUE OF ALL AWARDED BUT NOT YET STARTED CONTRACTS AS OF DATE**	(LESS)	PHP	_____
NET FINANCIAL CONTRACTING CAPACITY		PHP	_____

NOTES: * CURRENT ASSETS AND LIABILITIES BASED ON AUDITED FINANCIAL STATEMENT FOR THE PRECEDING CALENDAR YEAR SUBMITTED TO B.I.R.

 ** BASED ON LIST OF ON-GOING AND AWRDED BUT NOT YEY STARTED CONTRACTS SUBMITTED

REPUBLIC OF THE PHILIPPINES)

_____) S. S.

AFFIDAVIT OF UNDERTAKING

I, _____ of legal age, Filipino, [OFFICER OR REPRESENTATIVE]

with office address at _____ after having been duly sworn to in accordance with law, hereby voluntary depose and state:

That I am duly authorized representative of the [Name of Bidder] to execute this undertaking as evidenced by Secretary's Certificate and Board Resolution.

That [Name of Bidder] bidding for the (Name of Project)

That relative to the aforementioned Project, the [Name of Bidder] hereby undertake that the equipment to be use and the key personnel to be assign shall exclusively be used and will only perform to the said project until its completion.

That I am executing this affidavit to attest to the truth of the foregoing and in compliance with the submission of the technical requirements for the public bidding of the said project.

IN WITNESS HEREOF, I have hereunto signed my name below this _____ day of _____ at _____.

AFFIANT FURTHER SAYETH NAUGHT.

Affiant

SUBSCRIBED AND SWORN TO BEFORE ME this ____ day of _____
_____ in _____

affiant exhibiting to me his/her _____ issued at _____
_____ on _____.

Doc. No. ;
Page No. ;
Book No. ;
Series of 2020

Notary Public

