

PHILIPPINE BIDDING DOCUMENTS

Procurement of INFRASTRUCTURE PROJECTS

Government of the Republic of the Philippines

**PROPOSED CONSTRUCTION OF SCHOOL COVERED
COURT AT PRESIDENT CORAZON C. AQUINO
ELEMENTARY SCHOOL AT BARANGAY BATASAN HILLS**

**Project number:
24-00020**

**Sixth Edition
July 2020**

Preface

These Philippine Bidding Documents (PBDs) for the procurement of Infrastructure Projects (hereinafter referred to also as the “Works”) through Competitive Bidding have been prepared by the Government of the Philippines for use by all branches, agencies, departments, bureaus, offices, or instrumentalities of the government, including government-owned and/or -controlled corporations, government financial institutions, state universities and colleges, local government units, and autonomous regional government. The procedures and practices presented in this document have been developed through broad experience, and are for mandatory use in projects that are financed in whole or in part by the Government of the Philippines or any foreign government/foreign or international financing institution in accordance with the provisions of the 2016 revised Implementing Rules and Regulations (IRR) of Republic Act (RA) No. 9184.

The PBDs are intended as a model for admeasurements (unit prices or unit rates in a bill of quantities) types of contract, which are the most common in Works contracting.

The Bidding Documents shall clearly and adequately define, among others: (i) the objectives, scope, and expected outputs and/or results of the proposed contract; (ii) the eligibility requirements of Bidders; (iii) the expected contract duration; and (iv) the obligations, duties, and/or functions of the winning Bidder.

Care should be taken to check the relevance of the provisions of the PBDs against the requirements of the specific Works to be procured. If duplication of a subject is inevitable in other sections of the document prepared by the Procuring Entity, care must be exercised to avoid contradictions between clauses dealing with the same matter.

Moreover, each section is prepared with notes intended only as information for the Procuring Entity or the person drafting the Bidding Documents. They shall not be included in the final documents. The following general directions should be observed when using the documents:

- a. All the documents listed in the Table of Contents are normally required for the procurement of Infrastructure Projects. However, they should be adapted as necessary to the circumstances of the particular Project.
- b. Specific details, such as the “*name of the Procuring Entity*” and “*address for bid submission*,” should be furnished in the Instructions to Bidders, Bid Data Sheet, and Special Conditions of Contract. The final documents should contain neither blank spaces nor options.
- c. This Preface and the footnotes or notes in italics included in the Invitation to Bid, BDS, General Conditions of Contract, Special Conditions of Contract, Specifications, Drawings, and Bill of Quantities are not part of the text of the final document, although they contain instructions that the Procuring Entity should strictly follow.
- d. The cover should be modified as required to identify the Bidding Documents as to the names of the Project, Contract, and Procuring Entity, in addition to date of issue.

- e. Modifications for specific Procurement Project details should be provided in the Special Conditions of Contract as amendments to the Conditions of Contract. For easy completion, whenever reference has to be made to specific clauses in the Bid Data Sheet or Special Conditions of Contract, these terms shall be printed in bold typeface on Sections I (Instructions to Bidders) and III (General Conditions of Contract), respectively.
- f. For guidelines on the use of Bidding Forms and the procurement of Foreign-Assisted Projects, these will be covered by a separate issuance of the Government Procurement Policy Board.

TABLE OF CONTENTS

GLOSSARY OF TERMS, ABBREVIATIONS, AND ACRONYMS	5
SECTION I. INVITATION TO BID.....	8
SECTION II. INSTRUCTIONS TO BIDDERS	9
1. Scope of Bid.....	10
2. Funding Information	10
3. Bidding Requirements.....	10
4. Corrupt, Fraudulent, Collusive, Coercive, and Obstructive Practices	10
5. Eligible Bidders.....	11
6. Origin of Associated Goods	11
7. Subcontracts	11
8. Pre-Bid Conference.....	12
9. Clarification and Amendment of Bidding Documents.....	12
10. Documents Comprising the Bid: Eligibility and Technical Components	12
11. Documents Comprising the Bid: Financial Component	13
12. Alternative Bids	13
13. Bid Prices	13
14. Bid and Payment Currencies.....	13
15. Bid Security.....	14
16. Sealing and Marking of Bids.....	14
17. Deadline for Submission of Bids	14
18. Opening and Preliminary Examination of Bids	14
19. Detailed Evaluation and Comparison of Bids	14
20. Post Qualification.....	15
21. Signing of the Contract	15
SECTION III. BID DATA SHEET	16
SECTION IV. GENERAL CONDITIONS OF CONTRACT	19
1. Scope of Contract.....	20
2. Sectional Completion of Works	20
3. Possession of Site.....	20
4. The Contractor's Obligations.....	20
5. Performance Security	20
6. Site Investigation Reports	21

7.	Warranty.....	21
8.	Liability of the Contractor.....	21
9.	Termination for Other Causes	21
10.	Dayworks	21
11.	Program of Work.....	22
12.	Instructions, Inspections and Audits	22
13.	Advance Payment.....	22
14.	Progress Payments	22
15.	Operating and Maintenance Manuals.....	22
SECTION V. SPECIAL CONDITIONS OF CONTRACT		24
SECTION VI. SPECIFICATIONS.....		26
SECTION VII. DRAWINGS		28
SECTION VIII. BILL OF QUANTITIES		29
SECTION IX. CHECKLIST OF TECHNICAL AND FINANCIAL DOCUMENTS		31

Glossary of Terms, Abbreviations, and Acronyms

ABC – Approved Budget for the Contract.

ARCC – Allowable Range of Contract Cost.

BAC – Bids and Awards Committee.

Bid – A signed offer or proposal to undertake a contract submitted by a bidder in response to and in consonance with the requirements of the bidding documents. Also referred to as *Proposal* and *Tender*. (2016 revised IRR, Section 5[c])

Bidder – Refers to a contractor, manufacturer, supplier, distributor and/or consultant who submits a bid in response to the requirements of the Bidding Documents. (2016 revised IRR, Section 5[d])

Bidding Documents – The documents issued by the Procuring Entity as the bases for bids, furnishing all information necessary for a prospective bidder to prepare a bid for the Goods, Infrastructure Projects, and/or Consulting Services required by the Procuring Entity. (2016 revised IRR, Section 5[e])

BIR – Bureau of Internal Revenue.

BSP – Bangko Sentral ng Pilipinas.

CDA – Cooperative Development Authority.

Consulting Services – Refer to services for Infrastructure Projects and other types of projects or activities of the GOP requiring adequate external technical and professional expertise that are beyond the capability and/or capacity of the GOP to undertake such as, but not limited to: (i) advisory and review services; (ii) pre-investment or feasibility studies; (iii) design; (iv) construction supervision; (v) management and related services; and (vi) other technical services or special studies. (2016 revised IRR, Section 5[i])

Contract – Refers to the agreement entered into between the Procuring Entity and the Supplier or Manufacturer or Distributor or Service Provider for procurement of Goods and Services; Contractor for Procurement of Infrastructure Projects; or Consultant or Consulting Firm for Procurement of Consulting Services; as the case may be, as recorded in the Contract Form signed by the parties, including all attachments and appendices thereto and all documents incorporated by reference therein.

Contractor – is a natural or juridical entity whose proposal was accepted by the Procuring Entity and to whom the Contract to execute the Work was awarded. Contractor as used in these Bidding Documents may likewise refer to a supplier, distributor, manufacturer, or consultant.

CPI – Consumer Price Index.

DOLE – Department of Labor and Employment.

DTI – Department of Trade and Industry.

Foreign-funded Procurement or Foreign-Assisted Project – Refers to procurement whose funding source is from a foreign government, foreign or international financing institution as specified in the Treaty or International or Executive Agreement. (2016 revised IRR, Section 5[b]).

GFI – Government Financial Institution.

GOCC – Government-owned and/or –controlled corporation.

Goods – Refer to all items, supplies, materials and general support services, except Consulting Services and Infrastructure Projects, which may be needed in the transaction of public businesses or in the pursuit of any government undertaking, project or activity, whether in the nature of equipment, furniture, stationery, materials for construction, or personal property of any kind, including non-personal or contractual services such as the repair and maintenance of equipment and furniture, as well as trucking, hauling, janitorial, security, and related or analogous services, as well as procurement of materials and supplies provided by the Procuring Entity for such services. The term “related” or “analogous services” shall include, but is not limited to, lease or purchase of office space, media advertisements, health maintenance services, and other services essential to the operation of the Procuring Entity. (2016 revised IRR, Section 5[r])

GOP – Government of the Philippines.

Infrastructure Projects – Include the construction, improvement, rehabilitation, demolition, repair, restoration or maintenance of roads and bridges, railways, airports, seaports, communication facilities, civil works components of information technology projects, irrigation, flood control and drainage, water supply, sanitation, sewerage and solid waste management systems, shore protection, energy/power and electrification facilities, national buildings, school buildings, hospital buildings, and other related construction projects of the government. Also referred to as *civil works or works*. (2016 revised IRR, Section 5[u])

LGUs – Local Government Units.

NFCC – Net Financial Contracting Capacity.

NGA – National Government Agency.

PCAB – Philippine Contractors Accreditation Board.

PhilGEPS - Philippine Government Electronic Procurement System.

Procurement Project – refers to a specific or identified procurement covering goods, infrastructure project or consulting services. A Procurement Project shall be described, detailed, and scheduled in the Project Procurement Management Plan prepared by the agency which shall be consolidated in the procuring entity's Annual Procurement Plan. (GPPB Circular No. 06-2019 dated 17 July 2019)

PSA – Philippine Statistics Authority.

SEC – Securities and Exchange Commission.

SLCC – Single Largest Completed Contract.

UN – United Nations.

Section I. Invitation to Bid

Notes on the Invitation to Bid

The Invitation to Bid (IB) provides information that enables potential Bidders to decide whether to participate in the procurement at hand. The IB shall be posted in accordance with Section 21.2 of the 2016 revised IRR of RA No. 9184.

Apart from the essential items listed in the Bidding Documents, the IB should also indicate the following:

- a. The date of availability of the Bidding Documents, which shall be from the time the IB is first advertised/posted until the deadline for the submission and receipt of bids;
- b. The place where the Bidding Documents may be acquired or the website where it may be downloaded;
- c. The deadline for the submission and receipt of bids; and
- d. Any important bid evaluation criteria.

The IB should be incorporated into the Bidding Documents. The information contained in the IB must conform to the Bidding Documents and in particular to the relevant information in the Bid Data Sheet.



February 28, 2024

Invitation to Bid

No.	Project No.	Project Name	Location	Amount	Duration Cal. Days	Office	Source Fund
<u>Building – Small B</u>							
1	24-00020	Proposed Construction of School Covered Court at President Corazon C. Aquino Elementary School at Barangay Batasan Hills	Batasan Hills	23,192,740.97	360	Engineering Department	Special Education Fund (Local School Board)
2	24-00021	Proposed Waterproofing and Rehabilitation of Decks at Quezon City Experience Museum in Quezon Memorial Circle	Central	26,271,089.46	120	Engineering Department	Engineering
3	24-00022	Proposed Rehabilitation of Various Building at Alejandro Roces Sr. Science and Technology High School in Barangay Obrero	Obrero	27,666,956.44	120	Engineering Department	Special Education Fund (Local School Board)
<u>Building – Medium A</u>							
4	24-00023	Proposed Rehabilitation of Gymnasium at Quezon City Science High School in Barangay Sto. Cristo	Sto. Cristo	30,657,831.81	60	Engineering Department	Special Education Fund (Local School Board)
5	24-00024	Proposed Construction of Two (2) Storey Multi-Purpose Building at St. Bartholomew Street, Sacred Heart Village I, Barangay Pasong Putik Proper	Pasong Putik Proper	33,700,369.09	240	Engineering Department	20% Community Development Fund
6	24-00025	Proposed Construction of Three (3) Storey Fire Sub-Station at Barangay Masambong	Masambong	47,186,969.83	300	Engineering Department	Engineering
7	24-00026	Proposed Construction of FUTSAL Court at Quezon Memorial Circle	Central	51,983,774.07	360	Engineering Department	Engineering
8	24-00027	Proposed Construction of Three (3) Storey Multi-Purpose Building (Parking, Offices and Basketball Court) at Barangay Pasong Putik Proper	Pasong Putik Proper	84,991,234.43	420	Engineering Department	20% Community Development Fund
<u>Building – Large A</u>							
9	24-00028	Proposed Construction of Housing 32-Balingasa High Rise Housing (Phase 2) at Barangay Balingasa	Balingasa	409,877,594.86	720	City Architect	2023 AB - Housing Community Development and Resettlement Department

<u>Park – Small B</u>							
10	24-00029	Proposed Greening and Beautification of Various Barangays	Bayanihan, Sto. Domingo, Quirino 3A	3,568,732.91	60	Parks Development and Administration Department	20% Community Development Fund
11	24-00030	Proposed Urban Greening and Revitalization of Scout Reyes Street Corner Scout Chuatoco Street	Paligsahan	6,204,150.10	90	Parks Development and Administration Department	20% Community Development Fund
12	24-00031	Proposed Urban Greening of Palmera Homes Phase 1 Park	Sta. Monica	8,456,964.86	150	Parks Development and Administration Department	20% Community Development Fund
13	24-00032	Proposed Urban Greening and Revitalization of Chico Street	Quirino 2-A	14,003,297.70	180	Parks Development and Administration Department	20% Community Development Fund
14	24-00033	Proposed Installation of Park Ownership Markers in Quezon City Parks	Various Barangays	15,615,878.90	120	Parks Development and Administration Department	Engineering Department
<u>Park – Medium A</u>							
15	24-00034	Proposed Redevelopment of Buenamar Plaza at Quirino Highway	Novaliches Proper	67,069,800.62	360	Parks Development and Administration Department	Engineering Department
<u>Road – Small B</u>							
16	24-00035	Proposed Rehabilitation of Road and Drainage at Pook Pag-Asa HOA Inc. in Barangay Batasan Hills	Batasan Hills	5,543,843.04	45	Engineering Department	20% Community Development Fund
17	24-00036	Proposed Rehabilitation of Road and Drainage at Amsterdam, Algiers, and Aberdeen Street at Palmera Homes IV Subdivision in Barangay Sta. Monica	Sta. Monica	23,597,188.54	60	Engineering Department	20% Community Development Fund
<u>Road – Medium A</u>							
18	24-00037	Proposed Rehabilitation of Drainage System along Elliptical Road	Various Barangays (Vasra, Project 6, Central and Old Capitol Site)	47,829,818.66	150	Engineering Department	20% Community Development Fund
19	24-00038	Proposed Bike Lane and Sidewalk Improvement at Elliptical Road (Phase 2)	Various Barangays (Vasra, Project 6, Central and Old Capitol Site)	76,567,030.21	180	Engineering Department	20% Community Development Fund

1. The **QUEZON CITY LOCAL GOVERNMENT**, through *funding source of various years* intends to apply the sum stated above being the Approved Budget for the Contract (ABC) to payments under the contract *for the above stated Projects*. Bids received in excess of the ABC shall be automatically rejected at bid opening.

2. The **QUEZON CITY LOCAL GOVERNMENT** now invites bids for the above Procurement Project. Completion of the Works is required *as stated above*. Bidders should have completed a contract similar to the Project. The description of an eligible bidder is contained in the Bidding Documents, particularly, in Section II (Instructions to Bidders).
3. Bidding will be conducted through open competitive bidding procedures using non-discretionary "pass/fail" criterion as specified in the 2016 revised Implementing Rules and Regulations (IRR) of Republic Act (RA) No. 9184.
4. Interested bidders may obtain further information from **QUEZON CITY LOCAL GOVERNMENT – BAC Secretariat** and inspect the Bidding Documents at the address given below *weekdays from 8:00 am. – 5:00 p.m.*
5. A complete set of Bidding Documents may be acquired by interested bidders on **05 March 2024 (Tuesday)** from given address and website/s below *and upon payment of a non-refundable fee for the Bidding Documents, pursuant to the latest Guidelines issued by the GPPB*. The Procuring Entity shall allow the bidder to present its proof of payment for the fees *presented in person*.

STANDARD RATES:

Approved Budget for the Contract	Maximum Cost of Bidding Documents (in Philippine Peso)
More than 500,000 up to 1 Million	1,000.00
More than 1 Million up to 5 Million	5,000.00
More than 5 Million up to 10 Million	10,000.00
More than 10 Million up to 50 Million	25,000.00
More than 50 Million up to 500 Million	50,000.00
More than 500 Million	75,000.00

The following are the requirements for purchase of Bidding Documents;

1. PhilGEPS Registration Certificate (Platinum – 3 Pages)
2. Document Request List (DRL)
3. Authorization to purchase bidding documents
 - 3.1 Secretary's Certificate (for corporation)
 - 3.2 Special Power of Attorney (for sole proprietorship)
4. Notarized Joint Venture Agreement (if applicable)
5. Letter of Intent

It must be duly received by the BAC Secretariat at 2nd Floor, Procurement Department, Finance Building, Quezon City Hall Compound.

6. The **QC- BAC- INFRASTRUCTURE & CONSULTANCY** will hold a Pre-Bid Conference¹ on **March 13, 2024 at 10:00 AM at 2nd Floor, Procurement Department-Bidding Room, Finance Building, Quezon City Hall Compound** or we encourage the prospective bidders to join through our **Virtual Conference (ZOOM APP)** which shall be open to prospective bidders.

Virtual Conference (ZOOM APP)

Meeting ID: 854 9489 0133

Password: 273320

7. Bids must be duly received by the BAC Secretariat through manual submission at the office address as indicated below, on or before **April 04, 2024 – 9:00 AM**. Late bids shall not be accepted.
8. All bids must be accompanied by a bid security in any of the acceptable forms and in the amount stated in **ITB Clause 16**.

¹ May be deleted in case the ABC is less than One Million Pesos (PhP1,000,000) where the Procuring Entity may not hold a pre-bid conference.

9. Bid opening shall be on April 04, 2024 - 10:00 AM at 2nd Floor, Procurement Department-Bidding Room, Finance Building, Quezon City Hall Compound and/or via Zoom. Bids will be opened in the presence of the bidders' representatives who choose to attend the activity.

Virtual Conference (ZOOM APP)
Meeting ID: 810 3646 5257
Password: 201522

10. The *Quezon City Local Government* reserves the right to reject any and all bids, declare a failure of bidding, or not award the contract at any time prior to contract award in accordance with Sections 35.6 and 41 of the 2016 revised Implementing Rules and Regulations (IRR) of RA No. 9184, without thereby incurring any liability to the affected bidder or bidders.
11. For further information, please refer to:

ATTY. DOMINIC B. GARCIA
OIC, Procurement Department
2nd Floor, Procurement Department,
Finance Building, Quezon City Hall Compound
Elliptical Road, Barangay Central Diliman, Quezon City.
Tel. No. (02)8988-4242 loc. 8506/8710
Email Add: bacinfra.procurement@quezoncity.gov.ph
Website: www.quezoncity.gov.ph

12. You may visit the following websites:

For downloading of Bidding Documents: <https://quezoncity.gov.ph/public-notices/procurement/>

By:



ARCH. LUCILLE H. CHUA, fuap, piep
Chairperson, BAC-Infra and Consultancy

Section II. Instructions to Bidders

Notes on the Instructions to Bidders

This Section on the Instruction to Bidders (ITB) provides the information necessary for bidders to prepare responsive bids, in accordance with the requirements of the Procuring Entity. It also provides information on bid submission, eligibility check, opening and evaluation of bids, post-qualification, and on the award of contract.

1. Scope of Bid

The Procuring Entity, **Quezon City Government** invites Bids for the **PROPOSED CONSTRUCTION OF SCHOOL COVERED COURT AT PRESIDENT CORAZON C. AQUINO ELEMENTARY SCHOOL AT BARANGAY BATASAN HILLS**, with Project Identification Number **24-00020**.

[Note: The Project Identification Number is assigned by the Procuring Entity based on its own coding scheme and is not the same as the PhilGEPS reference number, which is generated after the posting of the bid opportunity on the PhilGEPS website.]

The Procurement Project (referred to herein as “Project”) is for the construction of Works, as described in Section VI (Specifications).

2. Funding Information

2.1. The GOP through the source of funding as indicated below for **2024** in the amount of **Twenty Three Million One Hundred Ninety Two Thousand Seven Hundred Forty Pesos and 97/100 Cts. (P 23,192,740.97)**.

2.2. The source of funding is:

a. LGUs, the Annual or Supplemental Budget, as approved by the Sanggunian.

3. Bidding Requirements

The Bidding for the Project shall be governed by all the provisions of RA No. 9184 and its 2016 revised IRR, including its Generic Procurement Manual and associated policies, rules and regulations as the primary source thereof, while the herein clauses shall serve as the secondary source thereof.

Any amendments made to the IRR and other GPPB issuances shall be applicable only to the ongoing posting, advertisement, or invitation to bid by the BAC through the issuance of a supplemental or bid bulletin.

The Bidder, by the act of submitting its Bid, shall be deemed to have inspected the site, determined the general characteristics of the contracted Works and the conditions for this Project, such as the location and the nature of the work; (b) climatic conditions; (c) transportation facilities; (c) nature and condition of the terrain, geological conditions at the site communication facilities, requirements, location and availability of construction aggregates and other materials, labor, water, electric power and access roads; and (d) other factors that may affect the cost, duration and execution or implementation of the contract, project, or work and examine all instructions, forms, terms, and project requirements in the Bidding Documents.

4. Corrupt, Fraudulent, Collusive, Coercive, and Obstructive Practices

The Procuring Entity, as well as the Bidders and Contractors, shall observe the highest standard of ethics during the procurement and execution of the contract. They or

through an agent shall not engage in corrupt, fraudulent, collusive, coercive, and obstructive practices defined under Annex “I” of the 2016 revised IRR of RA No. 9184 or other integrity violations in competing for the Project.

5. Eligible Bidders

- 5.1. Only Bids of Bidders found to be legally, technically, and financially capable will be evaluated.
- 5.2. The Bidder must have an experience of having completed a Single Largest Completed Contract (SLCC) that is similar to this Project, equivalent to at least fifty percent (50%) of the ABC adjusted, if necessary, by the Bidder to current prices using the PSA’s CPI, except under conditions provided for in Section 23.4.2.4 of the 2016 revised IRR of RA No. 9184.

A contract is considered to be “similar” to the contract to be bid if it has the major categories of work stated in the **BDS**.

- 5.3. For Foreign-funded Procurement, the Procuring Entity and the foreign government/foreign or international financing institution may agree on another track record requirement, as specified in the Bidding Document prepared for this purpose.
- 5.4. The Bidders shall comply with the eligibility criteria under Section 23.4.2 of the 2016 IRR of RA No. 9184.

6. Origin of Associated Goods

There is no restriction on the origin of Goods other than those prohibited by a decision of the UN Security Council taken under Chapter VII of the Charter of the UN.

7. Subcontracts

- 7.1. The Bidder may subcontract portions of the Project to the extent allowed by the Procuring Entity as stated herein, but in no case more than fifty percent (50%) of the Project.

The Procuring Entity has prescribed that:

a. Subcontracting is not allowed.

- 7.1. *[If Procuring Entity has determined that subcontracting is allowed during the bidding , state:]* The Bidder must submit together with its Bid the documentary requirements of the subcontractor(s) complying with the eligibility criterial stated in **ITB** Clause 5 in accordance with Section 23.4 of the 2016 revised IRR of RA No. 9184 pursuant to Section 23.1 thereof.
- 7.2. *[If subcontracting is allowed during the contract implementation stage, state:]* The Supplier may identify its subcontractor during the contract implementation stage. Subcontractors identified during the bidding may be changed during the

implementation of this Contract. Subcontractors must submit the documentary requirements under Section 23.1 of the 2016 revised IRR of RA No. 9184 and comply with the eligibility criteria specified in **ITB** Clause 5 to the implementing or end-user unit.

- 7.3. Subcontracting of any portion of the Project does not relieve the Contractor of any liability or obligation under the Contract. The Supplier will be responsible for the acts, defaults, and negligence of any subcontractor, its agents, servants, or workmen as fully as if these were the Contractor's own acts, defaults, or negligence, or those of its agents, servants, or workmen.

8. Pre-Bid Conference

The Procuring Entity will hold a pre-bid conference for this Project on the specified date and time and either at its physical address on **at 2nd Floor, Procurement Department-Bidding Room, Finance Building, Quezon City Hall Compound** and/or we encourage the prospective bidders to join through our **Virtual Conference (ZOOM APP) Meeting ID: 854 9489 0133 Password: 273320**

9. Clarification and Amendment of Bidding Documents

Prospective bidders may request for clarification on and/or interpretation of any part of the Bidding Documents. Such requests must be in writing and received by the Procuring Entity, either at its given address or through electronic mail indicated in the **IB**, at least ten (10) calendar days before the deadline set for the submission and receipt of Bids.

10. Documents Comprising the Bid: Eligibility and Technical Components

- 10.1. The first envelope shall contain the eligibility and technical documents of the Bid as specified in **Section IX. Checklist of Technical and Financial Documents**.
- 10.2. If the eligibility requirements or statements, the bids, and all other documents for submission to the BAC are in foreign language other than English, it must be accompanied by a translation in English, which shall be authenticated by the appropriate Philippine foreign service establishment, post, or the equivalent office having jurisdiction over the foreign bidder's affairs in the Philippines. For Contracting Parties to the Apostille Convention, only the translated documents shall be authenticated through an apostille pursuant to GPPB Resolution No. 13-2019 dated 23 May 2019. The English translation shall govern, for purposes of interpretation of the bid.
- 10.3. A valid PCAB License is required, and in case of joint ventures, a valid special PCAB License, and registration for the type and cost of the contract for this Project. Any additional type of Contractor license or permit shall be indicated in the **BDS**.

- 10.4. A List of Contractor's key personnel (e.g., Project Manager, Project Engineers, Materials Engineers, and Foremen) assigned to the contract to be bid, with their complete qualification and experience data shall be provided. These key personnel must meet the required minimum years of experience set in the **BDS**.
- 10.5. A List of Contractor's major equipment units, which are owned, leased, and/or under purchase agreements, supported by proof of ownership, certification of availability of equipment from the equipment lessor/vendor for the duration of the project, as the case may be, must meet the minimum requirements for the contract set in the **BDS**.

11. Documents Comprising the Bid: Financial Component

- 11.1. The second bid envelope shall contain the financial documents for the Bid as specified in **Section IX. Checklist of Technical and Financial Documents**.
- 11.2. Any bid exceeding the ABC indicated in paragraph 1 of the **IB** shall not be accepted.
- 11.3. For Foreign-funded procurement, a ceiling may be applied to bid prices provided the conditions are met under Section 31.2 of the 2016 revised IRR of RA No. 9184.

12. Alternative Bids

Bidders shall submit offers that comply with the requirements of the Bidding Documents, including the basic technical design as indicated in the drawings and specifications. Unless there is a value engineering clause in the **BDS**, alternative Bids shall not be accepted.

13. Bid Prices

All bid prices for the given scope of work in the Project as awarded shall be considered as fixed prices, and therefore not subject to price escalation during contract implementation, except under extraordinary circumstances as determined by the NEDA and approved by the GPPB pursuant to the revised Guidelines for Contract Price Escalation guidelines.

14. Bid and Payment Currencies

- 14.1. Bid prices may be quoted in the local currency or tradeable currency accepted by the BSP at the discretion of the Bidder. However, for purposes of bid evaluation, Bids denominated in foreign currencies shall be converted to Philippine currency based on the exchange rate as published in the BSP reference rate bulletin on the day of the bid opening.
- 14.2. *Payment of the contract price shall be made in:*
 - a. Philippine Pesos.

15. Bid Security

- 15.1. The Bidder shall submit a Bid Securing Declaration or any form of Bid Security in the amount indicated in the **BDS**, which shall be not less than the percentage of the ABC in accordance with the schedule in the **BDS**.
- 15.2. The Bid and bid security **in no case shall exceed One Hundred Twenty (120) calendar days from the date of opening of bids, unless duly extended by the bidder upon the request of the Head of the Procuring Entity (HoPE) of the Quezon City Local Government**. Any bid not accompanied by an acceptable bid security shall be rejected by the Procuring Entity as non-responsive.

16. Sealing and Marking of Bids

Each Bidder shall submit one copy of the first and second components of its Bid.

The Procuring Entity may request additional hard copies and/or electronic copies of the Bid. However, failure of the Bidders to comply with the said request shall not be a ground for disqualification.

If the Procuring Entity allows the submission of bids through online submission to the given website or any other electronic means, the Bidder shall submit an electronic copy of its Bid, which must be digitally signed. An electronic copy that cannot be opened or is corrupted shall be considered non-responsive and, thus, automatically disqualified.

17. Deadline for Submission of Bids

The Bidders shall submit on the specified date and time and either at its physical address or through online submission as indicated in paragraph **5** of the **IB**.

18. Opening and Preliminary Examination of Bids

- 18.1. The BAC shall open the Bids in public at the time, on the date, and at the place specified in paragraph 9 of the **IB**. The Bidders' representatives who are present shall sign a register evidencing their attendance. In case videoconferencing, webcasting or other similar technologies will be used, attendance of participants shall likewise be recorded by the BAC Secretariat.

In case the Bids cannot be opened as scheduled due to justifiable reasons, the rescheduling requirements under Section 29 of the 2016 revised IRR of RA No. 9184 shall prevail.

- 18.2. The preliminary examination of Bids shall be governed by Section 30 of the 2016 revised IRR of RA No. 9184.

19. Detailed Evaluation and Comparison of Bids

- 19.1. The Procuring Entity's BAC shall immediately conduct a detailed evaluation of all Bids rated "*passed*" using non-discretionary pass/fail criteria. The BAC shall consider the conditions in the evaluation of Bids under Section 32.2 of 2016 revised IRR of RA No. 9184.
- 19.2. If the Project allows partial bids, all Bids and combinations of Bids as indicated in the **BDS** shall be received by the same deadline and opened and evaluated simultaneously so as to determine the Bid or combination of Bids offering the lowest calculated cost to the Procuring Entity. Bid Security as required by **ITB** Clause 15 shall be submitted for each contract (lot) separately.
- 19.3. In all cases, the NFCC computation pursuant to Section 23.4.2.6 of the 2016 revised IRR of RA No. 9184 must be sufficient for the total of the ABCs for all the lots participated in by the prospective Bidder.

20. Post Qualification

Within a non-extendible period of five (5) calendar days from receipt by the Bidder of the notice from the BAC that it submitted the Lowest Calculated Bid, the Bidder shall submit its latest income and business tax returns filed and paid through the BIR Electronic Filing and Payment System (eFPS), and other appropriate licenses and permits required by law and stated in the **BDS**.

21. Signing of the Contract

The documents required in Section 37.2 of the 2016 revised IRR of RA No. 9184 shall form part of the Contract. Additional Contract documents are indicated in the **BDS**.

Section III. Bid Data Sheet

Notes on the Bid Data Sheet (BDS)

The Bid Data Sheet (BDS) consists of provisions that supplement, amend, or specify in detail, information, or requirements included in the ITB found in Section II, which are specific to each procurement.

This Section is intended to assist the Procuring Entity in providing the specific information in relation to corresponding clauses in the ITB and has to be prepared for each specific procurement.

The Procuring Entity should specify in the BDS information and requirements specific to the circumstances of the Procuring Entity, the processing of the procurement, and the bid evaluation criteria that will apply to the Bids. In preparing the BDS, the following aspects should be checked:

- a. Information that specifies and complements provisions of the ITB must be incorporated.
- b. Amendments and/or supplements, if any, to provisions of the ITB as necessitated by the circumstances of the specific procurement, must also be incorporated.

Bid Data Sheet

ITB Clause																																													
5.2	For this purpose, similar contracts shall refer to contracts which have the same major categories of work.																																												
7.1	Subcontracting is not allowed.																																												
10.3	<i>No additional contractor license or permit is required</i> <i>In addition, eligible bidders shall qualify or comply with the following:</i> 1. Bidders with valid Philippine Contractors Accreditation Board (PCAB) Type Building - Small B																																												
10.4	<table><tr><td colspan="4">The minimum work experience requirements for key personnel are the following:</td></tr><tr><td>Qty.</td><td>Key Personnel</td><td>General Experience</td><td>Relevant Experience</td></tr><tr><td>1</td><td>Project Manager</td><td>3 years</td><td>3 years</td></tr><tr><td>1</td><td>Project-In-Charge (Project Engineer)</td><td>3 years</td><td>3 years</td></tr><tr><td>1</td><td>General Foreman</td><td>3 years</td><td>3 years</td></tr><tr><td>1</td><td>Trade Engineers/Leadman for Civil Works</td><td>3 years</td><td>3 years</td></tr><tr><td>1</td><td>Trade Engineers/Leadman for Electrical Works</td><td>3 years</td><td>3 years</td></tr><tr><td>1</td><td>Trade Engineers/Leadman for Mechanical Works</td><td>3 years</td><td>3 years</td></tr><tr><td>1</td><td>Safety Officer</td><td>3 years</td><td>3 years</td></tr><tr><td>1</td><td>DPWH Duly Accredited Materials Engineer</td><td>3 years</td><td>3 years</td></tr><tr><td colspan="4"><i>In addition, the bidder must execute an affidavit of undertaking duly notarized stating that the foregoing personnel shall perform work exclusively for the project until its completion. Please see attached bid forms.</i></td></tr></table>	The minimum work experience requirements for key personnel are the following:				Qty.	Key Personnel	General Experience	Relevant Experience	1	Project Manager	3 years	3 years	1	Project-In-Charge (Project Engineer)	3 years	3 years	1	General Foreman	3 years	3 years	1	Trade Engineers/Leadman for Civil Works	3 years	3 years	1	Trade Engineers/Leadman for Electrical Works	3 years	3 years	1	Trade Engineers/Leadman for Mechanical Works	3 years	3 years	1	Safety Officer	3 years	3 years	1	DPWH Duly Accredited Materials Engineer	3 years	3 years	<i>In addition, the bidder must execute an affidavit of undertaking duly notarized stating that the foregoing personnel shall perform work exclusively for the project until its completion. Please see attached bid forms.</i>			
The minimum work experience requirements for key personnel are the following:																																													
Qty.	Key Personnel	General Experience	Relevant Experience																																										
1	Project Manager	3 years	3 years																																										
1	Project-In-Charge (Project Engineer)	3 years	3 years																																										
1	General Foreman	3 years	3 years																																										
1	Trade Engineers/Leadman for Civil Works	3 years	3 years																																										
1	Trade Engineers/Leadman for Electrical Works	3 years	3 years																																										
1	Trade Engineers/Leadman for Mechanical Works	3 years	3 years																																										
1	Safety Officer	3 years	3 years																																										
1	DPWH Duly Accredited Materials Engineer	3 years	3 years																																										
<i>In addition, the bidder must execute an affidavit of undertaking duly notarized stating that the foregoing personnel shall perform work exclusively for the project until its completion. Please see attached bid forms.</i>																																													
10.5	<table><tr><td colspan="3">The minimum major equipment requirements are the following:</td></tr><tr><td>Equipment</td><td>Capacity</td><td>Number of Units</td></tr><tr><td>Dump Truck</td><td>12yd³</td><td>5</td></tr><tr><td>Air Compressor</td><td></td><td>2</td></tr><tr><td>JackHammer</td><td></td><td>2</td></tr><tr><td>Vibratory Roller</td><td>125hp</td><td>1</td></tr><tr><td>Water Truck</td><td>16000L, 360HP</td><td>1</td></tr><tr><td>Backhoe</td><td>0.80 cu.m.</td><td>2</td></tr><tr><td>Backhoe with Breaker</td><td>0.80 cu.m.</td><td>1</td></tr><tr><td>Plate Compactor</td><td>5hp</td><td>2</td></tr></table>	The minimum major equipment requirements are the following:			Equipment	Capacity	Number of Units	Dump Truck	12yd ³	5	Air Compressor		2	JackHammer		2	Vibratory Roller	125hp	1	Water Truck	16000L, 360HP	1	Backhoe	0.80 cu.m.	2	Backhoe with Breaker	0.80 cu.m.	1	Plate Compactor	5hp	2														
The minimum major equipment requirements are the following:																																													
Equipment	Capacity	Number of Units																																											
Dump Truck	12yd ³	5																																											
Air Compressor		2																																											
JackHammer		2																																											
Vibratory Roller	125hp	1																																											
Water Truck	16000L, 360HP	1																																											
Backhoe	0.80 cu.m.	2																																											
Backhoe with Breaker	0.80 cu.m.	1																																											
Plate Compactor	5hp	2																																											

	Concrete Vibrator 2 Pumpcrete 1 Bar Cutter 2 Bar Bender 2
	<i>In addition, the bidder must execute an affidavit of undertaking duly notarized stating that the foregoing equipment shall be used exclusively for the project until its completion. Please see attached bid forms.</i>
12	[Insert Value Engineering clause if allowed.]
15.1	The bid security shall be in the form of a Bid Securing Declaration with project number, or any of the following forms and amounts: a) The amount of not less than Php 463,854.82 or equivalent to two percent (2%) of ABC if bid security is in cash, cashier's/manager's check, bank draft/guarantee or irrevocable letter of credit; or b) The amount of not less than Php 1,159,637.05 or equivalent to five percent (5%) of ABC if bid security is in Surety Bond.
19.2	Partial bid is not allowed. The infrastructure project is packaged in a single lot and the lot shall not be divided into sub-lots for the purpose of bidding, evaluation, and contract award.
20	No additional requirement.
21	Additional Contract Documents relevant to the Project as required: 1. Construction Schedule and S-curve, 2. Manpower Schedule, 3. Construction Methods, 4. Equipment Utilization Schedule, 5. PERT/CPM or other acceptable tools of project scheduling, shall be included in the submission of Technical Proposal.

Section IV. General Conditions of Contract

Notes on the General Conditions of Contract

The General Conditions of Contract (GCC) in this Section, read in conjunction with the Special Conditions of Contract in Section V and other documents listed therein, should be a complete document expressing all the rights and obligations of the parties.

Matters governing performance of the Contractor, payments under the contract, or matters affecting the risks, rights, and obligations of the parties under the contract are included in the GCC and Special Conditions of Contract.

Any complementary information, which may be needed, shall be introduced only through the Special Conditions of Contract.

1. Scope of Contract

This Contract shall include all such items, although not specifically mentioned, that can be reasonably inferred as being required for its completion as if such items were expressly mentioned herein. All the provisions of RA No. 9184 and its 2016 revised IRR, including the Generic Procurement Manual, and associated issuances, constitute the primary source for the terms and conditions of the Contract, and thus, applicable in contract implementation. Herein clauses shall serve as the secondary source for the terms and conditions of the Contract.

This is without prejudice to Sections 74.1 and 74.2 of the 2016 revised IRR of RA No. 9184 allowing the GPPB to amend the IRR, which shall be applied to all procurement activities, the advertisement, posting, or invitation of which were issued after the effectivity of the said amendment.

2. Sectional Completion of Works

If sectional completion is specified in the **Special Conditions of Contract (SCC)**, references in the Conditions of Contract to the Works, the Completion Date, and the Intended Completion Date shall apply to any Section of the Works (other than references to the Completion Date and Intended Completion Date for the whole of the Works).

3. Possession of Site

3.1 The Procuring Entity shall give possession of all or parts of the Site to the Contractor based on the schedule of delivery indicated in the **SCC**, which corresponds to the execution of the Works. If the Contractor suffers delay or incurs cost from failure on the part of the Procuring Entity to give possession in accordance with the terms of this clause, the Procuring Entity's Representative shall give the Contractor a Contract Time Extension and certify such sum as fair to cover the cost incurred, which sum shall be paid by Procuring Entity.

3.2 If possession of a portion is not given by the above date, the Procuring Entity will be deemed to have delayed the start of the relevant activities. The resulting adjustments in contract time to address such delay may be addressed through contract extension provided under Annex "E" of the 2016 revised IRR of RA No. 9184.

4. The Contractor's Obligations

The Contractor shall employ the key personnel named in the Schedule of Key Personnel indicating their designation, in accordance with **ITB** Clause 10.3 and specified in the **BDS**, to carry out the supervision of the Works.

The Procuring Entity will approve any proposed replacement of key personnel only if their relevant qualifications and abilities are equal to or better than those of the personnel listed in the Schedule.

5. Performance Security

- 5.1. Within ten (10) calendar days from receipt of the Notice of Award from the Procuring Entity but in no case later than the signing of the contract by both parties, the successful Bidder shall furnish the performance security in any of the forms prescribed in Section 39 of the 2016 revised IRR.
- 5.2. The Contractor, by entering into the Contract with the Procuring Entity, acknowledges the right of the Procuring Entity to institute action pursuant to RA No. 3688 against any subcontractor be they an individual, firm, partnership, corporation, or association supplying the Contractor with labor, materials and/or equipment for the performance of this Contract.

6. Site Investigation Reports

The Contractor, in preparing the Bid, shall rely on any Site Investigation Reports referred to in the SCC supplemented by any information obtained by the Contractor.

7. Warranty

- 7.1. In case the Contractor fails to undertake the repair works under Section 62.2.2 of the 2016 revised IRR, the Procuring Entity shall forfeit its performance security, subject its property(ies) to attachment or garnishment proceedings, and perpetually disqualify it from participating in any public bidding. All payables of the GOP in his favor shall be offset to recover the costs.
- 7.2. The warranty against Structural Defects/Failures, except that occasioned-on force majeure, shall cover the period from the date of issuance of the Certificate of Final Acceptance by the Procuring Entity. Specific duration of the warranty is found in the SCC.

8. Liability of the Contractor

Subject to additional provisions, if any, set forth in the SCC, the Contractor's liability under this Contract shall be as provided by the laws of the Republic of the Philippines.

If the Contractor is a joint venture, all partners to the joint venture shall be jointly and severally liable to the Procuring Entity.

9. Termination for Other Causes

Contract termination shall be initiated in case it is determined *prima facie* by the Procuring Entity that the Contractor has engaged, before, or during the implementation of the contract, in unlawful deeds and behaviors relative to contract acquisition and implementation, such as, but not limited to corrupt, fraudulent, collusive, coercive, and obstructive practices as stated in ITB Clause 4.

10. Dayworks

Subject to the guidelines on Variation Order in Annex “E” of the 2016 revised IRR of RA No. 9184, and if applicable as indicated in the **SCC**, the Dayworks rates in the Contractor’s Bid shall be used for small additional amounts of work only when the Procuring Entity’s Representative has given written instructions in advance for additional work to be paid for in that way.

11. Program of Work

- 11.1. The Contractor shall submit to the Procuring Entity’s Representative for approval the said Program of Work showing the general methods, arrangements, order, and timing for all the activities in the Works. The submissions of the Program of Work are indicated in the **SCC**.
- 11.2. The Contractor shall submit to the Procuring Entity’s Representative for approval an updated Program of Work at intervals no longer than the period stated in the **SCC**. If the Contractor does not submit an updated Program of Work within this period, the Procuring Entity’s Representative may withhold the amount stated in the **SCC** from the next payment certificate and continue to withhold this amount until the next payment after the date on which the overdue Program of Work has been submitted.

12. Instructions, Inspections and Audits

The Contractor shall permit the GOP or the Procuring Entity to inspect the Contractor’s accounts and records relating to the performance of the Contractor and to have them audited by auditors of the GOP or the Procuring Entity, as may be required.

13. Advance Payment

The Procuring Entity shall, upon a written request of the Contractor which shall be submitted as a Contract document, make an advance payment to the Contractor in an amount not exceeding fifteen percent (15%) of the total contract price, to be made in lump sum, or at the most two installments according to a schedule specified in the **SCC**, subject to the requirements in Annex “E” of the 2016 revised IRR of RA No. 9184.

14. Progress Payments

The Contractor may submit a request for payment for Work accomplished. Such requests for payment shall be verified and certified by the Procuring Entity’s Representative/Project Engineer. Except as otherwise stipulated in the **SCC**, materials and equipment delivered on the site but not completely put in place shall not be included for payment.

15. Operating and Maintenance Manuals

- 15.1. If required, the Contractor will provide “as built” Drawings and/or operating and maintenance manuals as specified in the **SCC**.

- 15.2. If the Contractor does not provide the Drawings and/or manuals by the dates stated above, or they do not receive the Procuring Entity's Representative's approval, the Procuring Entity's Representative may withhold the amount stated in the **SCC** from payments due to the Contractor.

Section V. Special Conditions of Contract

Notes on the Special Conditions of Contract

Similar to the BDS, the clauses in this Section are intended to assist the Procuring Entity in providing contract-specific information in relation to corresponding clauses in the GCC found in Section IV.

The Special Conditions of Contract (SCC) complement the GCC, specifying contractual requirements linked to the special circumstances of the Procuring Entity, the Procuring Entity's country, the sector, and the Works procured. In preparing this Section, the following aspects should be checked:

- a. Information that complements provisions of the GCC must be incorporated.
- b. Amendments and/or supplements to provisions of the GCC as necessitated by the circumstances of the specific purchase, must also be incorporated.

However, no special condition which defeats or negates the general intent and purpose of the provisions of the GCC should be incorporated herein.

Special Conditions of Contract

GCC Clause	
2	Completion of work shall be within 360 calendar days.
4.1	The Procuring Entity shall give possession of all parts of the Site to the Contractor upon receipt of the Notice to Proceed.
6	The site investigation reports are: <i>[list here the required site investigation reports.]</i>
7.2	<p><i>[Select one, delete the other.]</i></p> <p><i>[In case of permanent structures, such as buildings of types 4 and 5 as classified under the National Building Code of the Philippines and other structures made of steel, iron, or concrete which comply with relevant structural codes (e.g., DPWH Standard Specifications), such as, but not limited to, steel/concrete bridges, flyovers, aircraft movement areas, ports, dams, tunnels, filtration and treatment plants, sewerage systems, power plants, transmission and communication towers, railway system, and other similar permanent structures:]</i> Fifteen (15) years.</p> <p><i>[In case of semi-permanent structures, such as buildings of types 1, 2, and 3 as classified under the National Building Code of the Philippines, concrete/asphalt roads, concrete river control, drainage, irrigation lined canals, river landing, deep wells, rock causeway, pedestrian overpass, and other similar semi-permanent structures:]</i> Five (5) years.</p> <p><i>[In case of other structures, such as bailey and wooden bridges, shallow wells, spring developments, and other similar structures:]</i> Two (2) years.</p>
10	Dayworks are applicable at the rate shown in the Contractor's original Bid.
13	The amount of the advance payment is no more than fifteen percent (15%) of the Contract Price subject to approval by the HOPE and compliance with the conditions under RA 9184 and its IRR.
14	No further instructions.
15.1	<p>The date by which operating and maintenance manuals are required is <i>thirty (30) days</i></p> <p>The date by which "as built" drawings are required as part of final payment</p>
15.2	The amount to be withheld for failing to produce "as built" drawings and/or operating and maintenance manuals by the date required is ten (10%) percent of the contract price.

Section VI. Specifications

Notes on Specifications

A set of precise and clear specifications is a prerequisite for Bidders to respond realistically and competitively to the requirements of the Procuring Entity without qualifying or conditioning their Bids. In the context of international competitive bidding, the specifications must be drafted to permit the widest possible competition and, at the same time, present a clear statement of the required standards of workmanship, materials, and performance of the goods and services to be procured. Only if this is done will the objectives of economy, efficiency, and fairness in procurement be realized, responsiveness of Bids be ensured, and the subsequent task of bid evaluation facilitated. The specifications should require that all goods and materials to be incorporated in the Works be new, unused, of the most recent or current models, and incorporate all recent improvements in design and materials unless provided otherwise in the Contract.

Samples of specifications from previous similar projects are useful in this respect. The use of metric units is mandatory. Most specifications are normally written specially by the Procuring Entity or its representative to suit the Works at hand. There is no standard set of Specifications for universal application in all sectors in all regions, but there are established principles and practices, which are reflected in these PBDs.

There are considerable advantages in standardizing General Specifications for repetitive Works in recognized public sectors, such as highways, ports, railways, urban housing, irrigation, and water supply, in the same country or region where similar conditions prevail. The General Specifications should cover all classes of workmanship, materials, and equipment commonly involved in construction, although not necessarily to be used in a particular Works Contract. Deletions or addenda should then adapt the General Specifications to the particular Works.

Care must be taken in drafting specifications to ensure that they are not restrictive. In the specification of standards for goods, materials, and workmanship, recognized international standards should be used as much as possible. Where other particular standards are used, whether national standards or other standards, the specifications should state that goods, materials, and workmanship that meet other authoritative standards, and which ensure substantially equal or higher quality than the standards mentioned, will also be acceptable. The following clause may be inserted in the SCC.

Sample Clause: Equivalency of Standards and Codes

Wherever reference is made in the Contract to specific standards and codes to be met by the goods and materials to be furnished, and work performed or tested, the provisions of the latest current edition or revision of the relevant standards and codes in effect shall apply, unless otherwise expressly stated in the Contract. Where such standards and codes are national, or relate to a particular country or region, other authoritative standards that ensure a substantially equal or higher quality than the standards and codes specified will be accepted

subject to the Procuring Entity's Representative's prior review and written consent. Differences between the standards specified and the proposed alternative standards shall be fully described in writing by the Contractor and submitted to the Procuring Entity's Representative at least twenty-eight (28) days prior to the date when the Contractor desires the Procuring Entity's Representative's consent. In the event the Procuring Entity's Representative determines that such proposed deviations do not ensure substantially equal or higher quality, the Contractor shall comply with the standards specified in the documents.

These notes are intended only as information for the Procuring Entity or the person drafting the Bidding Documents. They should not be included in the final Bidding Documents.

CITY ARCHITECT DEPARTMENT

5th Floor, Civic Center Building D Quezon City Hall Compound, Diliman Quezon City
(02) 8988-4242 Local 1501, 1509 & 8166 | cityarchitect@quezoncity.gov.ph



PROJECT : PROPOSED CONSTRUCTION OF SCHOOL COVERED COURT AT
PRESIDENT CORAZON C. AQUINO ELEMENTARY SCHOOL AT BARANGAY
BATASAN HILLS

LOCATION : Barangay Batasan Hills, Quezon City

SUBJECT : GENERAL CONDITIONS AND TECHNICAL SPECIFICATIONS

I. GENERAL CONDITIONS

1.0 DEFINITIONS

- a. **OWNER :** LOCAL GOVERNMENT OF QUEZON CITY
- b. **CONTRACTOR :** Any individual, firm, corporation, partnership or association that enters into an agreement with the Owner for furnishing the materials and/or labor, tools, equipment, plant and other facilities required for the erection and completion of the project subject to the accompanying plans and working drawings
- c. The Owner/Implementing Agency and the Contractor are treated through the contract documents as if each were of the regular number, masculine gender

1.1 EXAMINATION OF MEMBER

The Contractor shall carefully examine the premises before submitting any bids to enable him to have full knowledge of conditions existing therein

1.2 LOCATION

The Proposed Construction of School Covered Court at President Corazon C. Aquino Elementary School at Barangay Batasan Hills, Quezon City refer to the approved Location Plan.

1.3 EXECUTION, CORRELATION & INTENT OF DOCUMENTS

- a. The Contract Documents are signed in sufficient number of copies by all parties concerned. In case anybody fails to sign copies of any item forming part of the set contract documents, the Implementing Agency's identification thereon shall suffice.
- b. The items, specifications and all other documents forming the contract documents are complementary. Anything shown on plans but not mentioned in the specifications or vice versa or anything not expressly set forth in either but necessarily implied, shall be furnished or done as if specifically shown and mentioned in both, with no extra charge. Where dimensions are given in figures follow them in preference to measurement by scale
- c. Execute work as per agreement, making no changes or deviations whatsoever, without prior permission from the Implementing Agency
- d. The Contractor shall verify and check all dimensions particularly those on the plans. He will be held directly responsible in case of any discrepancy that may be discovered during the progress of work

1.4 DETAIL DRAWINGS AND INSTRUCTIONS

Plans furnished for use at the jobsite are whenever necessary, supplemented by detail drawings and instructions essential to the proper execution of the work. Such supplementary detail drawings and instructions shall be treated as of equal force as though originally issued.

1.5 PLANS AND PROJECT SITE

Keep at project site in good order and condition, one (1) set of approved plans, specifications, supplementary detail drawings and instructions.

1.6 SHOP DRAWINGS

Shop drawings shall be provided by the Implementing Agency and/or Contractor during the progress of construction. The contractor should not place any item subject to shop drawings until the Implementing Agency shall have duly approved such drawings.

1.7 CHANGES

The Owner and the Implementing Agency reserve the right to make alterations or additions including changes during the progress of work. The same shall be carried into effect without in any way deviating from or violating any agreement. Whatever amount shall necessarily be entailed in the cost of labor or materials or both shall be added to or deducted from the original contract price.

1.8 TIME OF COMPLETION AND SCHEDULE OF CONSTRUCTION

The Contractor shall, before actual commencement of the project operations, prepare and submit to the Implementing Agency for verification and approval, a complete and comprehensive work schedule covering the entire duration of construction. He shall also include therein, the estimated number of days within which the entire project shall be completed stage by stage by phase.

1.9 WORKMANSHIP

The project shall be executed with the use of first class workmanship to the full intent and meaning of the plans and specifications and to the complete approval and acceptance by the Implementing Agency.

1.10 MATERIALS

All materials to be used shall be the best of their respective types and kind. They shall be properly stored and protected from damage or injury.

1.11 SAMPLES

Submit samples as specified and proceed with the work with the use of materials procured based on the samples previously approved by the Designing Agency.

1.12 INSPECTION OF WORK

The Contractor shall provide the facility for inspecting the work to the Implementing Agency, the Owner and other personnel having jurisdiction over the work.

1.13 DEFECTIVE OR IMPROPER WORK

All work or materials not acceptable to the Architect shall be removed immediately and replaced with appropriate work or materials without extra charge. All condemned materials shall be taken away from the premises without delay.

1.14 BUILDING LAWS AND REGULATIONS

The Contractor shall be held responsible for strict compliance with existing labor laws and regulations and shall free the Owner from any responsibility in connection therewith, he shall

pay or time at his own expense, all taxes, fees and/or licenses due to the government, both national and local arising from his work on the project.

1.15 MANNER OF PAYMENT

Payments to the Contractor shall be based on the periodic work accomplishments subject to verification, approval and recommendation by the Implementing Agency

1.16 RETENTION MONEY

Progress payments shall be subject to a ten percent (10%) deduction, referred to as retention money. All retained amounts shall be released upon satisfactory completion of the work and issuance of the Certificate of Final Completion and Acceptance.

1.17 TEMPORARY WATER, POWER AND TELEPHONE FACILITIES

The Contractor shall make the necessary arrangements with the local utility companies so as to provide temporary facilities for the supply of water, power and telephone for the duration of construction, and all expenses in connection therewith shall be borne by the Contractor

1.18 PRIVY

The Contractor shall provide a temporary privy in a most inconspicuous and sanitary manner and shall have it removed at the termination of the work.

1.19 CLEARING AND CLEANING

Upon its completion, the project and its premises shall be cleared and cleaned as directed by the Implementing Agency, and make ready for immediate occupancy

1.20 TEMPORARY BARRICADES, SIGNAL LIGHTS, BILLBOARDS, ETC.

The Contractor shall provide all temporary barricades, signal lights, Architect and Contractor's billboards, the required official building billboard, etc., necessary for the protection of the public and for the proper prosecution of the work and display of construction requirements.

1.21 PERFORMANCE AND GUARANTEE BOND

To guarantee the faithful performance of the Contractor under the contract, he shall post a Performance Bond in the amount of thirty percent (30%) of the contract price in the form of cash, manager's check or surety bond, callable on demand.

1.22 QUESTIONS AND DISAGREEMENTS

All questions and disagreements between the Contractor and the Owner relative to the interpretation of the plans and specifications shall be referred to the Implementing Agency whose decision on the matter shall be final.

II. TECHNICAL SPECIFICATIONS

2.0 SITE WORK

WORK INCLUDED

- 2.0.1 Staking out and establishment of additional wall lines, grades and benchmarks
- 2.0.2 All excavation works including all necessary shoring, bracing and drainage of storm water from the site.
- 2.0.3 All soil treatment, backfilling, filling, compaction and grading, removal of excess material from site
- 2.0.4 Protection of property, work and structures, workmen and other people from damage and injury.
- 2.0.5 Soil Poisoning / Termite Proofing
- 2.0.6 Gravel Bedding and Compaction (Ordinary Gravel).
- 2.0.7 Backfill and compaction
- 2.0.8 Imported Earthfill
- 2.0.9 Demolition works
- 2.0.10 Site Development Works

2.1 LINES, GRADES AND BENCHMARKS

- 2.1.1 Stake out accurately the lines of the building and/or the other structures included in the contract, and establish grades therefore, after which secure approval of the Project Manager before any excavation work is commenced
- 2.1.2 Erect basic batter boards and basic reference marks at such places where they will not be disturbed during the construction of the foundation

2.2 EXCAVATION

Structural Excavations. Excavations shall be to the depths indicated in the drawings where bearing value as indicated in the Soils Investigation Report provided as part of the Construction Documents shall be attained. Excavations for footings and foundations carried below required depths shall be filled with lean concrete and bottom of such shall be level. All structural excavations shall extend a sufficient distance from the walls and footings to allow for proper erection and dismantling of forms, for installation of service and for inspection.

All excavations shall be inspected and approved before pouring any concrete laying underground utility and auxiliary lines for placing select fill materials. The Contractor shall control the grading in the vicinity of all excavated areas to prevent surface drainage running into excavations. Water that accumulates in excavated areas shall be removed by pumping before fill is placed herein.

2.3 SOIL TREATMENT

Treat soil with 2% Chlordane or Andrex solution in water to provide an unbroken horizontal and vertical chemical barrier between the proposed structure and the possible termite colonies in the soil after excavation is completed and prior to pouring of concrete foundation and ground floor slabs. At the time the soil treatment is to be applied, the soil shall be in a friable condition with a sufficient low moisture content to allow uniform distribution of the treatment solution throughout the soil.

Do not apply pesticide during or immediately after heavy rains, or whenever climatic conditions are such that runoff will occur to create an environmental hazard. Cover treated areas

with polyethylene or waterproof sheeting if concrete is not poured on the same day as the soil treatment. Take adequate precautions to prevent disturbance of the pesticide barrier. Re-treat the soil or fill is disturbed after the treatment and before the placement of structural components. Apply pesticide prior to placement of vapor barrier or waterproofing membrane.

2.4 SHORING

Excavation shall be shored and braced by members of suitable sizes where necessary to prevent danger to persons, injurious caving or erosions. Shoring bracing and sheathing shall be removed, as the excavations are backfilled, in a manner such as to prevent injurious caving. The contractor shall keep all excavations free from water while construction is in progress.

2.5 FILLING AND BACKFILLING

After forms have been removed and when concrete work is hard enough to resist pressure resulting from fill, backfilling may then be done. Materials excavated may be used for backfilling. All filling shall be placed in layers not exceeding six (6) inches in thickness, each layer being thoroughly compacted and rammed by wetting, tamping, rolling.

2.6 PLACING AND COMPACTING FILL

2.6.1 Common Fill: shall be approved imported/site-excavated material free from roots, slumps and other perishable or objectionable matter.

2.6.2 Select Fill: shall be placed where indicated and shall consist of crushed gravel, crushed rock or a combination thereof. The material shall be free from adobe, vegetable matters and shall be thoroughly tamped after laying.

2.6.3 Before placing fill materials, the surface upon which it shall be placed shall be cleared of all brush, roots, vegetable matter and debris, and thoroughly wetted to ensure good bonding between grounds.

2.6.4 Compaction: Fills shall be evenly spread in horizontal layers of not more than 200mm in thickness. Each layer shall be wetted and compacted by approved mechanical compaction machine, roller or portable to a density of at least 90% or its maximum density for non-cohesive soils as determined by ASTM Method D-1557 or AASHTO Method T-180.

2.7 FINISH GRADING

The contractor shall fill and grade the whole area to the indicated sub-grade elevations as directed by the Architect or Engineer. The contractor shall verify the finish grade elevations of the proposed pavements. Prior to grading operations, the areas shall be cleared of all heavy growth or vegetation stumps, roots, cables, wires, rocks and other debris. The finished sub-grade shall be reasonably smooth and compacted and ready to receive the base course for the proposed pavement.

2.8 DISPOSAL OF EXCESS MATERIALS

Any excess and demolished materials remaining after completion of the earthwork shall be disposed of by hauling and transported out of the premises at the contractor's own expense.

2.9 SUB-GRADE PREPARATION

2.9.1 SCOPE

The sub-grade preparation shall be that part of the work which is the preparation for the support of the bases for pavements and structures. It shall extend to the full width of pavements including shoulders and lay-bys as shown on the drawings or as specified herein. Unless otherwise agreed upon by the Engineer, sub-grade preparation on a section of the road shall not be commenced unless the contractor is able, after the completion and acceptance of the work, to commence immediately pavement construction.

2.9.2 PRODUCTS

All materials and equipment necessary for proper completion of this work shall be subject to the approval of the Engineer.

2.9.3 EXECUTION

2.9.3.1 Prior Works: Prior to commencing the preparation of the sub-grade, all culverts, cross drains, and other similar structures (including the fully compacted backfill) shall be completed. No work shall be started on the preparation of the sub-grade before the prior works herein approved by the Engineer.

2.9.3.2 Sub-grade Level Tolerance: The finish compacted surface of the sub-grade shall conform to AASHTO M-145.

2.9.3.3 Sub-grade in Cutting Common Material

- a. Unless otherwise specified, all materials below sub-grade level in earth cutting to a depth of 150mm or other depth shown on the drawings or directed by the Engineer shall be excavated. The material, if suitable, shall be placed to one side for re-use, or if unsuitable, shall be disposed of in accordance with the requirements of AASHTO M-145.
- b. Where material has been removed from below sub-grade level, the base of the resulting cutting shall be compacted to a depth of 150mm to the requirements of AASHTO M-145 Table 1. If necessary, the moisture content of the material shall be adjusted.

2.10 GRADED AGGREGATES AND BASE COURSE

2.10.1 SUBMITTALS

- a. Test Reports. Before delivery of materials submit the following test reports.
 - 1 Gradation
 - 2 Bearing Ratio
 - 3 Atterberg Limits
- b. DELIVERY AND STORAGE
Do not construct base course when rainfall or other weather conditions will detrimentally affect the quality of the finished course.

2.11 PRODUCTS

2.11.1 MATERIALS

- a. Aggregates. Consist of durable sound crushed gravel, crushed stone, free of lumps and balls of clay or other objectionable matter. Crushed stone shall be free from flat, soft or disintegrated pieces. Crushed gravel retained on a No. 4 sieve shall have at least ninety percent (90%) by weight with at least two fractured faces one hundred percent (100%) by weight with at least one fractured face.
- b. Base course materials samples shall have a Bearing Ratio of at least 100 as determined by laboratory tests on a 4-day soaked specimen in accordance with ASTM D 1883; compact specimen in accordance with ASTM D 1557, Method D. Determine grain size in accordance with ASTM C-117.
- c. Soil binder material, the surface of the layer by a combination of rolling and blading. Final surface shall be smooth and free from waves, irregularities and from ruts of soft yielding spots.

III. CONCRETE

3.0 GENERAL

- 3.0.1 Unless otherwise specified herein, concrete work shall conform to the requirements of ACI Building Code. Full cooperation shall be given other trades to install embedded items. Provisions shall be made for setting items not placed in the forms. Before concrete is placed, embedded items shall have been inspected and tested for concrete aggregates and other materials shall have been done.

3.1 SUBMITTALS

- 3.1.1 Shop Drawings: Reproduction of contract drawings is unacceptable.
- 3.1.2 Shop Drawings for Reinforcing Steel: ACI 318. Indicate bending diagrams, assembly diagrams, splicing and lap of bars, shapes, dimensions and details of bar reinforcing, accessories and concrete cover. Do not scale dimensions from structural drawings to determine lengths of reinforcing bars.
- 3.1.3 Contractor Mix Design. Thirty (30) days prior to concrete placement, submit a design for each strength and type of concrete. Furnish a complete list of materials including type, brand; source and amount of cement and admixtures; applicable reference specifications and copies of test reports showing that the mix has been successfully tested to produce concrete with the properties specified and will be suitable for the job conditions. Provide fly ash and pozzolan test results performed within six (6) months of submittal date. Obtain approval before concrete placement.
- 3.1.4 Certificates of Compliance
- a. Aggregates
 - b. Admixtures
 - c. Reinforcement
 - d. Cement
- 3.1.5 Catalogue Data
- a. Water stops
 - b. Materials for Curing Concrete
 - c. Joint Sealant
 - d. Joint Filter
 - e. Vapor Barrier
 - f. Epoxy Bonding Agents

3.2 MATERIALS

- 3.2.1 Cement for concrete shall conform to the requirements of specifications for Portland cement (ASTM C-150).
- 3.2.2 Water used in mixing concrete shall be clean and free from other injurious amounts of oil, acids, alkaline organic materials or other substances that may be deleterious to concrete or steel.
- 3.2.3 Fine Aggregates shall consist of hard, tough, durable uncoated particles. The shape of the particles shall be generally rounded or cubicle and reasonably free from flat or elongated particles. The stipulated percentages of fines in the sand shall be obtained either by processing sand or by the production of suitable graded manufactured sand.
- 3.2.4 Coarse Aggregates shall consist of gravel, Crushed gravel or rock. Or a combination of gravel and rock. Coarse aggregates shall consist of hard, tough, durable clean and uncoated particles. The size of coarse aggregates to be used in the various parts of the Work shall be $\frac{3}{4}$ ".
- 3.2.5 Reinforcing bars shall conform to the requirements of ASTM Standard specifications for Billet Steel Bars for concrete reinforcement (A15-825) and to Specification for minimum requirements for the deformed steel bars for concrete reinforcement (A305-55). Tensile

strength and grade for all reinforcing bars such as main horizontal (for beams), vertical (for columns), ties, stirrups and inserts shall be as follows

Grade 33 - 12 mmØ and smaller - $f_y = 230$ (230mpa)

Grade 40 - 16 mmØ to 25mmØ - $f_y = 275$ (275mpa)

3.3 PROPORTIONING AND MIXING

- 3.3.1 Proportioning of all materials entering into the concrete mixture of 3,000 psi concrete shall be as follows:

<u>Class</u>	<u>Cement</u>	<u>Sand</u>	<u>Gravel</u>
A	1	2.0	4

- 3.3.2 Strength of Concrete: Concrete shall have 28-day cylinder strength of 3,000 psi shall be

- 3.3.3 Mixing. The 3,000 psi concrete can be machine mixed on-site or also ready mixed in transit from batching plant. On-site mixing shall be within 30 minutes after the cement has been added to the aggregates

3.4 FORMS

- 3.4.1 General: Forms shall be used whenever necessary to continue the concrete and shape it to the required lines, or to ensure the concrete contamination with materials coming from adjacent excavated surfaces. Forms shall have sufficient strength to withstand the pressure resulting from placement and vibration of the concrete, and shall be maintained rigidly in correct position. Forms shall be sufficiently tight to prevent loss of mortar from the concrete. Forms for exposed surfaces against which backfill is not to be placed shall be lined with a form grade plywood or metal panels.

- 3.4.2 Cleaning and Use of Forms. Before placing the concrete, the contact surfaces of the form shall be cleansed of encrustation of mortar, the grout or other foreign material, and shall be coated with commercial form oil that will prevent sticking and will not stain the concrete surfaces

- 3.4.3 Removal of Forms. Forms shall be removed in a manner that will prevent damage to the concrete. Forms shall not be removed without approval. Any repairs of surface imperfections shall be performed at once and curing shall be started as soon as the surface is sufficiently hard to permit it without further damage.

3.5 PLACING REINFORCEMENT

General Steel reinforcement shall be provided as indicated together with all necessary gauge 16 G.I. wire ties, chairs, spacers, supports and other devices necessary to install and secure the reinforcement properly. All reinforcement, when placed, shall be free from loose, flaky rust and scale, oil grease, clay and other coating and foreign substances that would reduce or destroy its bond with concrete. Reinforcement shall be placed accurately and secured in place by use of metal or concrete supports, spacers and ties. Such supports shall be of sufficient strength to maintain the operation. The supports shall be used in such manner that they will not be exposed or contribute in any way, to the discoloration or deterioration of the concrete.

3.6 CONVEYING AND PLACING CONCRETE

- 3.6.1 Conveying. Concrete shall be conveyed from mixer to forms as rapidly as practicable, by methods that will prevent segregation, or loss of ingredients. There will be no vertical drop greater than 1.5 meters except where suitable equipment is provided to prevent segregation and where specifically authorized.

- 3.6.2 Placing. Concrete shall be worked readily into the corners and angles of forms and around all reinforcement and embedded items without permitting the material to segregate. Concrete shall be deposited as close as possible to its final position in the forms so that flow within the mass does not exceed two (2) meters and consequent

segregation is reduced to a minimum near forms or embedded items or elsewhere as directed. The discharge shall be so controlled that the concrete may be effectively compacted into horizontal layers not exceeding 30 centimeters in depth within the maximum lateral movement specified.

3.6.3 Time interval between mixing and placing: Concrete shall be placed before initial set has occurred and before it has contained its water content for more than 45 minutes.

3.6.4 Consolidation of concrete. Concrete shall be consolidated with the aid of mechanical vibrating equipment and supplemented by hand spading and tamping. Vibrators shall not be inserted into lower courses that have commenced initial set and reinforcement embedded in concrete beginning to set or already set shall not be disturbed by vibrators. Consolidation around major embedded parts shall be by hand spading and tamping and vibrators shall not be used.

3.6.5 Placing concrete through reinforcement. In placing concrete through reinforcement, care shall be taken that no segregation of the coarse aggregate occurs. On the bottom of beams and slabs, where the congestion of steel near the forms makes placing difficult, a layer of mortar of the same cement-sand ratio as used in concrete shall be first deposited to cover the surface.

3.7 CURING

3.7.1 General. All concrete shall be moist-cured for a period not less than seven (7) consecutive days by an approved method or combination applicable to local conditions.

3.7.2 Moist curing. The surface of the concrete shall be kept continuously wet by covering with burlap, plastic or other approved materials thoroughly saturated with water and keeping the covering wet spraying or intermittent hosing.

3.8 FINISHING

3.8.1 Concrete surfaces shall not be plastered unless otherwise indicated. Exposed concrete surfaces shall be formed with smooth form material, and after removal of forms, the surfaces shall be smooth, true to line and shall present a finished appearance except for minor defects which can be easily repaired by patching with cement mortar or can be ground to a smooth surface to remove all joint marks of the form work.

3.8.2 Concrete slabs on fill. The concrete slabs or fill laid on a prepared foundation consisting of sub-grade and granular fill with thickness equal to the thickness of overlaying slab except as indicated otherwise.

3.9 SURFACE FINISHES

3.9.1 Defects. Repair formed surfaces by removing minor honeycombs, pits greater than one square inch surface area or 0.25 inch maximum depth, or otherwise defective areas. Provide edges perpendicular to the surface and patch with non-shrink lean-grout. Patch the holes and defects when the forms are removed.

3.9.2 Floor slabs, Pavements and Miscellaneous Construction. Unless otherwise specified, slab at the fountain area are straight to finish with waterproofing. Slope floors uniformly to drains where drains are provided. Depress the concrete base slab where Granite or Ceramic tiles are indicated.

3.9.3 Finish. Place, consolidate and immediately strike-off concrete to obtain proper contour grade and elevation. A set sufficient for floating and supporting the weight of the finisher and equipment.

3.10 MISCELLANEOUS

3.10.1 Construction Joints. Locate joints to least impair strength, continue reinforcement across joints unless otherwise indicated.

3.10.2 Expansion Joints and Contraction Joints. For slab on grade, provide at edges of interior floor slab adjacent to walls as indicated. Completely fill joints exposed to weather with

joint filler material and joint sealant. Do not extend reinforcement or other embedded metal items bonded to the concrete through any expansion joints unless an expansion sleeve is used. Provide contraction joints, either formed or saw cut or cut with a jointing tool, to the indicated depth after the surface has been finished. Sawed joints shall be completed within 4 to 12 hours after concrete placement. Protect joints from intrusion of foreign matter.

3.11 METALS WORKS

3.11.1 DESCRIPTION

- 3.11.1.1 Metal works shall conform to the approved plans and to the Standard Specifications

3.11.2 REFERENCE STANDARDS

- 3.11.2.1 Comply with the latest edition of the following as applicable, unless otherwise specified or modified.

- 3.11.2.1.1 AMERICAN INSTITUTE OF STEEL CONSTRUCTION (AISC), 1978: Specification for the Design, Fabrication and Erection of Structural Steel for Buildings. Code of Standard Practice for Steel Buildings and Bridges, Specification for Architecturally Exposed Structural Steel
- 3.11.2.1.2 AMERICAN WELDING SOCIETY (AWS). Standard Welding Symbols A2.0-88. Standard Welding Code D1.1-1973 (Rev 1-73 & 2-74) (To govern if in conflict with AISC).
- 3.11.2.1.3 RESEARCH COUNCIL ON RIVETED AND BOLTED JOINTS OF THE ENGINEERING FOUNDATION (RCRBJ). Specification for Structural Joists using ASTM A-325-79s Bolts
- 3.11.2.1.4 STRUCTURAL STEEL PAINTING COUNCIL (SSPC). Painting Manual, Vol. 1. Good Painting Practice, Painting Manual, Vol. 2. Systems and Specifications.

3.11.3 SOURCE QUALITY CONTROL

Errors of Shop Drawings, fabrication, correct fitting and alignment of the various metal items or component members shall be the responsibility of the Contractor. However, the Contractor shall permit the Architect or an independent inspection agency, if engaged by the Owner, to inspect work in progress in his shop. Such inspections shall not relieve the Contractor of his responsibility to furnish materials and workmanship in accordance with the Contract Documents

3.11.4 PRODUCT DELIVERY, HANDLING AND STORAGE

Handle and store in such manner as to prevent damage or disfigurement. Store finished items or components above ground on platforms, pallets or other supports and protect from harmful elements

3.11.5 PROTECTION

The Contractor shall protect any existing work subject to damage during the installation of the specified work and shall adequately protect specified work during installation.

3.11.6 FIELD QUALITY CONTROL

Facilities shall be provided by the Contractor as needed for the proper inspection of the specified work, including temporary platforms, hoists, protective devices, electric current, etc. Improper workmanship, as determined by the Architect shall be corrected and replaced, at no additional cost to the Owner

3.11.7 MATERIALS

Products shall conform to the respective reference specifications and standards and to the requirements specified herein:

- 3.11.7.1 STEEL AND IRON: If not specified otherwise, use standard mill-finished structural steel shapes or bar iron in compliance with AISC Specifications for Design, Fabrication and Erection of Structural Steel for Buildings.
- 3.11.7.2 BOLTS, NUTS, STUDS AND RIVETS: ASTM A 325
- 3.11.7.3 SCREWS: Fed. Spec. FF-S-85, Fed. Spec. FF-S-82, and Fed. Spec. FF-S-111

3.11.8 FABRICATION

By mechanics skilled in the trade and in accordance with the manufacturer's directions, Metalwork shall be fabricated to allow for expansion and contraction of materials. Provide welding and bracing of adequate strength and durability, with tight, flush joints, dressed smooth and clean. Complete with bolts and nuts.

3.11.9 MEASUREMENTS

Before fabrication, provide necessary field measurements and verify all measurements.

3.11.10 METAL SURFACES

Shall be clean and free from all scale, flake, rust and rust pitting; well-formed and finished to shape and size with sharp lines, angles and smooth surface. Shearing and punching shall leave clean true lines and surfaces. Weld or rivet permanent connections. Weld and flush rivets shall be used and finished flush, smooth on surfaces that will be exposed after installation. Do not use screws or bolts where they can be avoided; when used, heads shall be countersunk, screwed up tight and threads nicked to prevent loosening.

3.11.11 CONSTRUCTION

Thickness of metals and details of assembly and supports shall give ample strength and stiffness for the minimum loads specified or indicated. Joints exposed to weather shall be formed to exclude water.

3.11.12 SHOP FABRICATION

Fabrication and assembly shall be done in the shop to the greatest extent possible.

3.11.13 SUBMITTALS

Shop Drawings. Submit along with catalogue, cuts, templates, and erection and installation details, indicating thickness, type, grade, class of metal and dimensions. Show construction details, reinforcement, anchorage, and installation with relation to the construction.

3.11.14 QUALIFICATION OF WELDERS

In accordance with AWS D1.1 using procedures, materials and equipment of the type required for the work.

3.11.15 DELIVERY AND STORAGE

Protect from corrosion, deformation and other types of damage. Store items in an enclosed area free from contact with soil and weather. Contractor shall replace and remove damaged items with new items.

3.11.16 WELDING

Use welding electrode E70xx and perform welding, welding inspection and corrective welding in accordance with AWS D1.1. Weld in a manner to prevent permanent distortion of the connected parts. Weld continuously along the entire area of contact (except where tack welding is permitted. Do not tack weld exposed to connections.) Grind smooth visible weld in finished installation.

3.11.17 METAL PURLINS

Metal purlins shall be of high grade galvanized steel with minimum tensile strength of 275 MPa, 2mm in thickness.

IV. MASONRY

4.0 MATERIALS

- 4.0.1 All materials and workmanship shall be in accordance with the applicable standard and specifications of the Structural Code of the Philippines and uniform Building Code.
- 4.0.2 Concrete Hollow Blocks (CHB) shall have a minimum face thickness of 1" (25mm). Nominal size shall be 4" x 8" x 16", minimum compressive strength shall be 500 psi for non-load bearing and 700-1000 psi for load bearing. All units shall be stored for a period not less than 28 days (including curing period) and shall not be delivered to the job site prior to that time unless the structure is equal or more than the specified.
- 4.0.3 Prior to commencing the preparation of the sub-grade, all culverts, cross drains, and other similar structures (including the fully compacted backfill) shall be completed. No work shall be started on the preparation of the sub-grade before the prior works herein approved by the Engineer.
- 4.0.4 Cement shall be standard Portland cement ASTM 270 - Type N.
- 4.0.5 Mortar: Mix mortar from 3 to 5 minutes in such quantities as needed for immediate use. Re-tempering will not be permitted if mortar stiffens because of premature setting. Discard such materials as well as those that have not been used within one hour after mixing. Proportioning shall be one (1) part Portland cement and two (2) parts and by volume, but not more than one (1) Portland cement and three (3) parts and by volume.

4.1 SUBMITTALS

- 4.1.1 Submit samples for approval two (2) samples each of each type of wall reinforcement and wall ties.
- 4.1.2 Certificates of Conformance. Submit certificate attesting that masonry cement, masonry units, aggregates and accessories meet the requirements specified.

4.2 ERECTION

- 4.2.1 All masonry shall be laid plumb, true to line, with level and accurately spaced courses, and with each course breaking joint with the course below. Bond shall be kept throughout corners and reveals shall be plumb and true. Units with greater than 12% absorption, shall be wet before laying. Work required to be built in masonry, including anchors, wall plugs and accessories shall be built-in as the erection progresses.
- 4.2.2 Masonry Units. Each course shall be solidly bedded in Portland cement mortar. All units shall be damp when laid units shall be showed into place not laid, in a full bed of unfurrowed mortar. All horizontal and vertical joints shall be completely filled with mortar when and as laid. Each course shall be bonded at corners and intersections. No cells shall be left open in face surfaces. All cells shall be filled up with mortar for exterior walls. Units terminating against beam or slab soffits shall be wedged tight with mortar. Do not lay cracked, broken or defaced block.
- 4.2.3 Plastering. Clean and evenly wet surfaces. Apply scratch coat with sufficient force to form good keys. Cross scratch coat upon its initial set, keep damp. Apply coat after each scratch coat has set at least 24 hours after scratch coat application. Lightly scratch brown coat; keep moist for two (2) days, allow drying out. Do not apply finish until brown coat has seasoned for seven (7) days. Just before applying coat, wet brown coat again. Float finish coat to true even surface, trowel in manner that will force sand particles down into plaster, with final trowling, leave surfaces banished smooth, free from rough areas, trowel marks, checks, other blemishes. Keep finish coat moist for at least two (2) days, thereafter protect against rapid drying until properly, thoroughly cured.

4.3 SCAFFOLDING

Provide safe wood or metal scaffolding required for masonry and other related work, including cleaning down on completion. Remove upon demobilization.

4.4 SURFACE PREPARATION

- 4.0.0 Lay floors without borders from centerline outward. Make adjustments at walls. Clean concrete sub-floor and moisten it without soaking. Sprinkle dry cement over surface. Spread setting bed mortar on concrete and tamp to assure good bond over the entire area then screed to smooth, level bed. Set average setting bed thickness at $\frac{1}{2}$ " but not less than $\frac{1}{4}$ ".
- 4.0.1 Wall: Scratch coat application as foundation coat shall be at most $\frac{1}{2}$ ". While still plastic, deeply score scratch coat or scratch and cross-scratch. Protect scratch coat and keep reasonably moist within seasoning period. Use mortar for scratch floor coats, with in one hour after mixing. Re-tempering of partially hardened mortar is not permitted. Set scratch coat be cured for at least two (2) days before starting the setting.

4.5 CLEANING

- 4.1.0 Protection: Protect work which may be damaged, stained or discolored during cleaning operations.
- 4.2.0 Pointing: Upon completion of masonry work, cut out defective mortar joints and tuck joints and all holes solidly with mortar.
- 4.3.0 Cleaning: Clean exposed masonry surface with clear water and stiff fiber brushes and rinse with clean water. Where stains, mortar or other soil remain, continue cleaning as follows. Clean masonry surfaces by scrubbing with warm water and soap and rinsing thoroughly with clean water. Restore damaged, stained and discolored work to its original conditions or replace with new work.

V. ARCHITECTURAL

5.0 Exterior/Interior Walls & Floor finishes

- 5.0.1 Plain Cement Finish
- 5.0.2 Polished Concrete
- 5.0.3 Rubberized Paint Finish - (Concrete Floor - 3 coats)
- 5.0.4 Plain Cement Finish with Grooves
- 5.0.5 4mm thk Aluminum Composite Panel Cladding, nano finish including angular framing sections, backer rod & sealant (for Façade)
- 5.0.6 Vertical Slats (Wall Accent)
- 5.0.7 Sunbreaker Louver Type

5.1 CEILING FINISHES

- 5.1.1 12mm Thk Gypsum Board including framing and accessories
- 5.1.2 4.5mm Thk. Fibercement Board including framing and accessories
- 5.1.3 Rubbed Concrete

5.2 ROOFING WORKS

- 5.2.1 Rib Type Roofing Ga. 24, Pre-painted, Long Span with Insulation and Complete Accessories with Flashing
- 5.2.2 Polystyrene Skylight Roofing, Ribtype 1.5mm thk. with Complete Accessories and Flashing
- 5.2.3 10mm thk. Polycarbonate Skylight Roofing with Complete Accessories
- 5.2.4 Stainless Roof Gutter (Ga. 22) including framing and accessories

5.3 WINDOWS

Follow as per approved plan and specifications.

5.4 GATES

Follow as per approved plan and specifications.

5.5 PAINTING

All paints shall meet the required specifications and shall be delivered at the site in the original container. Use non Volatile Organic Compound (V.O.C.) paint or approved by the implementing agency and only accredited painters of the manufacturer shall execute the work to ensure the true origin and quality of paint and warranty of work.

Concrete walls shall be treated with neutralizers. Exterior walls without wall veneer shall be applied with a primer before final coat. In general, rough surfaces of concrete, cabinets and woodworks surfaces shall be properly sandpapered and puffed before any application of paint.

5.5.1 Epoxy Enamel Paint Finish (Steel Member - 3 coats)

5.5.2 Elastomeric Paint Finish (Exterior Wall - 3 coats)

5.5.3 Flat Latex Paint Finish (Interior Masonry Walls and Slab Soffit - 3 coats)

5.5.4 Flat Latex Paint Finish (Ceiling - 3 coats)

5.5.5 Painting of Windows

5.5.6 Painting Preparation (Scaffolding, Cleaning, Clearing, etc)

5.6 HARDWARE

Provide all rough hardware required for the construction of works: nails, straps, lag screws, etc.

Butt Hinges : Use Butt Hinges, 3.5" x 3.5" with bearings for panel door

Locksets : For PVC plastic, wood and metal swing doors use stainless mortise locksets with striker plate.

5.7 OTHER FINISHES

5.7.1 QC Logo

5.7.2 Stainless Steel Signage with neon backlights

■ PRES. CORAZON C. AQUINO ELEMENTARY SCHOOL

5.7.3 Railings (Stainless Steel & Painted Finish)

5.8 CLEAN-UP

When the work is completed, the Contractor shall remove all temporary structures and surplus materials of every sort, restore what has been removed before and leave the premises or site in as good condition as he had originally found them.

VI. THERMAL CONTROL AND MOISTURE PROTECTION

6.0 WATERPROOFING

6.0.1 Capillary Type Canopy

VII. ELECTRICAL WORKS

7.0 WORK INCLUDED

- 7.0.1 The work to be done under this Division comprises the furnishing of all tools, labor, equipment, fixtures and materials, unless otherwise herein specified, required to complete and leave ready for use the electrical system in accordance with this specification and accompanying drawings of materials and finishes.
- 7.0.2 The electrical contractor shall coordinate his work so that the general contractor and all other subcontractors will understand clearly the work to be done. The electrical contractor shall finish all electrical facilities and provision necessary for the installations and operations of other trades such as mechanical air-conditioning, plumbing, sanitary and others.
- 7.0.3 All contractors and all companies or persons providing labor, materials or both for this project, are specifically referred to the General Conditions of the specifications, to the general contract plans, to all Divisions of specifications and to the various other contract documents, which may affect the completion of the contract work.

7.1 CODES, INSPECTIONS, PERMITS AND FEES

- 7.1.1 The work under this contract shall be done according to the requirements of the latest edition of the Philippine Electrical Code, the rules and regulations of the Local Government Authorities of Quezon City and the requirements of Manila Electric Company. Nothing contained in this specification or shown on the drawings shall be construed as conflict with national and local ordinances or laws governing the installation of Electrical Works, and all such laws and ordinances are hereby made part of these specifications. The contractor is required to meet the requirements hereof.
- 7.1.2 All permits and electrical fees required for this work shall be obtained at the expense of the Contractor. The Contractor shall furnish the Architect or the Owner or the same maybe, a final certificate of electrical inspection and approval from the proper government authorities after completion of the work.

7.2 TEST

- 7.2.1 The electrical contractor shall apply such test, replace or remedy all defective work and adjust such system as needed or as the Architect or the owner shall direct. He shall also instruct the proper use of the system and equipments to persons designated by the owner.

7.3 MEASUREMENTS

- 7.3.1 The Electrical Contractor shall procure from the Architect detailed drawings of those parts of the work not fully shown on the plans and he shall compare and verify with the Owner. Any lack of agreement shall be submitted at once to the Architect for adjustments.

7.4 SLEEVES AND FORMS FOR OPENINGS

- 7.4.1 The Electrical Contractor shall provide and place all sleeves, for piping penetrating floors, walls, partitions, etc. He shall locate all necessary slots and openings for his work and it shall be done at such time as not to delay the general contractor of the project.

7.5 LOCATION OF OUTLETS

- 7.5.1 All Outlets shall be truly centered in panels and spaces provided thereof. Any discrepancy in the outlet location between the electrical plan and architectural plans shall be submitted to the Architect at once, to be verified before outlets are installed.

7.6 GROUNDINGS

- 7.6.1 All metallic conduits, supports, cabinets and equipment shall be properly grounded and bonded by means of copper straps. The conduits of such system shall be grounded by connecting to the grounding rod.
- 7.6.2 All ground connections shall have clean outlet surfaces and shall be tinned and sealed while bolting. Unless otherwise specified, ground wire shall be installed in exposed conduits and connections made readily accessible for inspection. Connection shall not be made underground or concealed in floors or walls.

7.7 WIRING METHODS

- 7.7.1 All wiring shall in general be installed inside standard conduits. All conduits shall run embedded in concrete, underground but in concrete envelope, embedded in hollow blocks partition, concrete slab, walls and roof above between double wall wooden partitions if any, where the installation of concealed and/or embedded conduit wiring may be used, but only upon approval of the Owner's authorities concerned. Exposed conduits shall be Intermediate Metal Conduits unless otherwise specified.

7.8 GUARANTEE

- 7.8.1 The Electrical Contractor shall guarantee his work for a period of one (1) year from the date of final acceptance by the owner except for particulars items specifically mentioned in these specifications.
- 7.8.2 The Electrical Contractor shall, without additional compensation for the period specified, replace any work materials or equipment furnished and installed by him under this contract, which develop defects except from ordinary wear and tear.

7.9 MATERIALS

- 7.9.1 All materials shall be new and shall conform to the standards of Underwriter's Laboratories, Inc.
- 7.9.2 All materials on all systems shall comply with the following specifications unless specified and all materials not specified shall be of the best of their respective kind.
- 7.9.3 Materials sample shall be submitted for approval as required by the Architect and Electrical Engineer.

7.10 WIRES

- 7.10.1 All wires shall be copper, soft drawn and annealed, shall be 98% conductivity or better, shall be smooth and true of a cylindrical form and shall be within the actual size called for.
- 7.10.2 All wires and cables shall comply with the requirements of the Underwriter's Laboratories Inc., the ASTM and the IPCEA as to their particular usage.
- 7.10.3 Wires and cables for outdoor and indoor lighting and power system shall be moisture and Heat Resistant Thermoplastic insulated for 500volts working pressure type THHN unless otherwise noted on the plans or specified.
- 7.10.4 For lighting and power system, no wire smaller than 3.5mm² shall be used except for control leads/ grounding wire.
- 7.10.5 All wires and cables shall be manufactured by a reliable manufacturing company acceptable to the Electrical Engineer of the owner.

7.11 CONDUITS

- 7.11.1 The conduit system shall consist of the following
Intermediate Metal Conduit (IMC) & Electrical Metallic Tubing (EMT)

They shall be of standard sizes and weight, mild steel hot dipped galvanized with inside enamel or epoxy coating, and acceptable to the Electrical Engineer of the Owner

Polyvinyl Chloride Conduit (PVC)

They shall be of standard size and weight, made of polyvinyl chloride, extruded, heavy wall, rated for 90-degree centigrade cable, schedule 40, pipes or approved equal pipes

Limitations of use shall be as follows:

- a. As per requirement of the latest edition of PEC and/or NEC.
- b. Not permitted where subject to mechanical damage

7.11.2 All conduits shall be of true cylindrical form and shall be within the actual size called for.

7.11.3 No conduits shall be used in any system smaller than 15-mm electrical trade size, not shall have more than four 90 degrees' bend in any one run, and where necessary, hand hole and pull boxes shall be provided.

7.11.4 No wires shall be pulled in any conduit until the conduit system is complete in all details, in case of underground work, until concrete envelope or masonry has been completed in every detail. In case of concealed work, until rough plastering has been completed.

7.11.5 The ends of all conduits shall be tightly plugged to exclude plaster dust sand and soil including moisture while the renovation of the perimeter is in the process

7.12 OUTLET BOXES AND FITTINGS

7.12.1 At all outlets of every kind, for all systems, there shall be provided a suitable fitting which shall be either a box or other device especially designed to receive the type of fitting to be mounted thereon

7.12.2 The Contractor shall consult with the Electrical Engineer as to the nature of various fittings to be used before installing his outlet fittings and shall conform strictly in the use of fittings so that the work when completed will be finished design

7.12.3 In case of lamp post the outlet of fittings shall be provided with suitable fixtures supports or a support of a size and a kind required by the fixture to be erected

7.13 SWITCHES

7.13.1 Local lighting switches shall be flush type, heavy duty, 15- ampere size 250 volts bakelite case, quick connect terminal Outdoor lights shall be automatically operated by means of photo switch and manual selection. Or it might be a manual switch by means of breaker switch inside the lighting panel.

7.14 RECEPTACLES

7.14.1 Standard receptacles shall be 15- ampere size 250volts parallel slots, duplex, flush mounted composition case, side wired with the insulated mounting yoke. If weatherproof wall plate is required, standard factory made metal waterproof plate.

7.15 PLATES

7.15.1 All switches and receptacles plates shall be bakelite plastic ivory-colored or as directed by the Architect.

7.16 SWITCH GEAR, PANEL BOARDS AND CABINETS

7.16.1 Panel boards for outdoor lightings shall conform as indicated in the drawings with respect to supply characteristics, rating of main lug or main circuit breaker main magnetic contactor, number and sizes of branch circuit breakers. All should have factory-wired control wirings with terminal block connection for external leads

7.16.2 Lighting and power panel board either wall mounted or free standing shall consist of a factory complete dead front assembly of back plan, main busses, overcurrent and

switching units, sheet metal cabinet and trim. Cabinet shall be fabricated from code gauge galvanized sheet metal with cover capped and fastened

7.16.3 Panel boards and trim shall be suitable for the type of mounting shown on the drawings. The inside and outside of the panel boards cabinet and trim shall be factory painted and having two (2) coats of rust proof prime coat and one finish shop of gray enamel paint.

7.16.4 All cabinets and enclosure shall be general purpose, NEMA type 1 for indoor installation. Except where specifically noted on plans for outdoor use shall be rain tight and dust type NEMA 4X type enclosure

7.16.5 All circuit breakers with frame size above 100AT shall have minimum interrupting capacity of 22 KAIC at 240 volts and frame size 75AT and below shall have minimum interrupting capacity of 18 KAIC at 240 volts. All circuit breakers shall be molded case, bolt on type with thermal magnetic trip elements. Number of poles, trip coil rating and frame size shall be as indicated on plans

7.16.6 Switchgear main circuit breaker shall be stationary type, programmable trip device, an electronic relay that employs microprocessors-based technology. Functions to overload protection, short circuit protection, with selectivity, instantaneous short circuit protection with adjustment and ground fault protection

7.16.7 Cardholder on inside of door with clear plastic cover and complete typewritten schedule of panel branch circuit shall be provided. Leave spare circuit blank

7.16.8 Local panel boards and switchgear manufacture shall include among others.

7.16.9 Submit samples and or product description of panel board to be used for approval prior to ordering and installation.

7.17 ELECTRIC SERVICE

7.17.1 The electric service shall be three (3)-phase, 3-wires+ 1-ground wire, 220volts, 60 hertz. The sizes of service entrance conductor and conduit are shown in the plans.

7.17.2 The electrical contractor shall inspect the site, consult with MERALCO and check the orientation of the proposed service entrance before commencing work to avoid field problems

7.18 LIGHTING SYSTEM

7.18.1 The lighting system shall be complete in every respect as indicated on the electrical plans or as specified in the Architectural plans. Exact fixture location shall be determined

7.18.2 All wiring shall be installed in conduits, and in general shall be concealed. Buried underground in concrete encasement and/or embedded in concrete.

7.18.3 Mounting height of devices shall be as indicated in the plans and/or subject to Architect's approval prior to installations as follows

Local switches	-	1.4 above finish floor line
Receptacles	-	0.3 above finish floor line

7.19 DISTRIBUTION FEEDERS

7.19.1 Distribution voltage shall be 220volts, three (3)-phase, 4 wire. Feeder conductors and raceway shall be installed as shown on drawings and no change in size shall be made without the written consent of the Architect. Feeder conductors shall be continuous, and without splices between terminals. When feeders are run in multiple, they shall be exactly of the same length to avoid unbalanced division of the current

7.20 CONNECTORS AND INSULATION

- 7.20.1** Use solderless mechanical pressure type lugs, copper connectors for splicing wires greater than no 8mm.sq. All splices shall be properly insulated using rubber tape and plastic electrical tape. Application of tapes shall be equivalent to the insulation of wire concerned edges to provide smooth surfaces before taping.

7.21 BRANCH CIRCUITS

- 7.21.1** The drawings indicate the general methods of installation of all circuit wirings and the power lighting outlets which are to be supplied from this circuit. Branch circuit raceways shall be run from outlets to panel boards as direct as the ground and level condition will allow. Circuit allocations shall be as indicated on the drawings. Where it becomes necessary to connect any outlet to the circuit other than the one shown on the drawings this shall be done without extra charge and only upon written consent of the Architect. No wire smaller than 3.5mm sq. shall be used for any lighting or power branch circuit. All lighting outlet shall be supplied from 2-wire single phase circuits. Number of wires for other outlets shall be as indicated on the drawings.

7.22 MOTOR CONNECTIONS

- 7.22.1** Connect the motor starting devices for all motors, except where otherwise specifically provided for under other contracts. Furnish all necessary connections between controllers and motors in conduit, and leave motor ready to start. The power supply leads to the motor from the controller shall be the same as the feeder indicated on the drawings, except for six terminal lead motor where wye-delta starting method is being applied.
- 7.22.2** Other trades, i.e. mechanical contractor, except as otherwise noted or specified will supply and deliver all controllers and shall erect and connect up same complete.
- 7.22.3** The Electrical Contractor or trade people shall be held responsible as far as power supply to the controller is concerned. He shall ascertain the exact location of the motor controller and motors from other trades before installing the circuit work.

7.23 RECORD DRAWINGS AND AS BUILT PLANS

- 7.23.1** The Electrical Contractor shall keep an active record of the actual installation works during the progress job. These shall become the reference for the preparation of the As-Built Plans which shall include all pertinent information, complete in all aspects of the actual installations, all new information not originally shown in the contract drawings. The As-Built Plans shall be prepared by the Electrical Contractor at his expense and shall be submitted to the Architect and the Engineer for approval upon the completion of the work. The approval of the As-Built drawings shall be a pre-requisite for the final acceptance of the electrical works.
- 7.23.2** Two (2) copies of the As-Built drawings, signed and sealed by the Electrical Contractor's Professional Electrical Engineer shall be submitted to the Architect and Engineer consultants. Original tracing/ reproducible copy shall also be submitted.

VIII. AUXILIARY WORKS

8.0 WORK INCLUDED

8.0.0 The work to be done under this Auxiliary System comprises the furnishing of all tools, materials, labor & installation of equipment, unless otherwise herein specified, required to complete and leave ready for use the Closed Circuit Television (CCTV) and Security System, Data System and Manual Fire Alarm System in accordance with this specification and accompanying drawings

8.0.0 The contractor for the electronic works (auxiliary systems Contractor) shall coordinate his work so that the general contractor and all other subcontractors will understand clearly the work to be done

8.0.1 All contractors and all companies or persons providing labor, materials or both for this project, are specifically referred to the General Conditions of the specifications, to the general contract plans, to all Divisions of specifications and to the various other contract documents, which may affect the completion of the contract work

8.1 CODES, INSPECTIONS, PERMITS AND FEES

8.0.2 The work under this contract shall be done according to the requirements of the latest edition of the Philippine Electronics Code, the rules and regulations of the Local Government Authorities of Quezon City and the requirements of the telecommunications service provider. Nothing contained in this specification or shown on the drawings shall be construed as conflict with national and local ordinances or laws governing the installation of Electronic Works, and all such laws and ordinances are hereby made part of these specifications. The contractor is required to meet the requirements hereof.

8.0.3 All permits and fees required for this work shall be obtained at the expense of the auxiliary system Contractor. The auxiliary system Contractor shall furnish to the Architect/Engineer or the Owner or the same maybe, a final certificate of electronic inspection and approval from the proper government authorities after completion of the work.

8.2 TEST

8.2.1 The auxiliary system Contractor shall test all installed systems, replace or remedy all defective works and adjust such system as needed or as the Architect or the Owner shall direct. He shall also conduct meetings with the technical people selected by the Owner, and properly discuss the proper operation and maintenance of all auxiliary system installed

8.3 MEASUREMENTS

8.3.1 The auxiliary systems Contractor shall procure from the Architect/Engineer detailed drawings of those parts of the work not fully shown on the plans and he shall compare and verify with the Owner. Any lack of agreement shall be submitted at once to the Architect/Engineer for adjustments.

8.4 STAGE SOUND SYSTEM USING POWERED (ACTIVE) SPEAKERS

8.4.1 Using the state-of-the-art design and measurement techniques to deliver the best-performing speakers for a stage performance, and leverages the latest acoustic science, transducer designs and advanced DSP to deliver the extraordinary performance in a fully professional, highly flexible and easy to use portable Active Speaker System

8.4.1.1 General Specifications

Power Rating: 500W, Continuous
Frequency Response: 45Hz up to 20kHz (+/- 3 decibel)
Maximum SPL: 128 decibel Peak
Coverage Pattern: 90deg x 90deg Nominal

8.4.1.2 Special Features

- a. Uses latest woofer, driver and horn design for superior coverage and stunning fidelity.
- b. With built-in 3-Channel Digital Mixer to dial in a perfect system sound in an instant
- c. Mobile App for ios and android is available to make adjustments from anywhere in the venue.
- d. Feedback Suppression
- e. Music Ducking
- f. Bluetooth 5.0

8.4.1.3 Inclusions (to complete the set-up)

- a. Foldable and Height adjustable metal Tripod Stand
- b. Dynamic Microphone with Stand
- c. Two (2)- Channel Wireless System
- d. Field Monitor Headset
- e. Microphone Cable
- f. AC Power Cable , 6m

8.5 RECORD DRAWINGS AND AS BUILT PLANS

- 8.5.1** The auxiliary system Contractor shall keep an active record of the actual installation works during the progress job. The said records shall become the reference for the preparation of the As-Built Plans which shall include all pertinent information, complete in all aspects of the actual installations, all new information not originally shown in the contract drawings. The As-Built Plans shall be prepared by the auxiliary system Contractor at his expense and shall be submitted to the Architect and the Engineer for approval upon the completion of the work. The approval of the As-Built drawings shall be a pre-requisite for the final acceptance of the electronic works.

Two (2) copies of the As-Built drawings, signed and sealed by the auxiliary system Contractor's Professional Electronics Engineer, shall be submitted to the Architect and Engineer consultants. Original tracing/ reproducible copy shall also be submitted

IX. PLUMBING

9.0 GENERAL

9.0.1 DESCRIPTION

- 9.0.1.1 Applicable provisions of General Conditions govern work under this section.
- 9.0.1.2 All fittings, connections and piping embedded in concrete shall be subject to inspection by the Architect and/or his representative before covering and/or completion.
- 9.0.1.3 The contractor shall provide all items, articles, materials, operations or methods listed, mentioned or scheduled on the drawings and/or herein, including labor, materials and incidentals necessary and required for their completion.
- 9.0.1.4 The contract drawings and specifications are complementary to each other, and any labor or materials called for by either, whether or not called for by both, if necessary, for the successful operation of any of the particular type of equipment furnished and installed will be without additional cost to the owner.
- 9.0.1.5 Intent. It is not intended that the drawings shall show every pipe fitting.
- 9.0.1.6 All such items, whether specifically mentioned or not, or indicated in the drawings shall be furnished and installed, if necessary to complete the system in accordance with the best practice of the plumbing trade and to the satisfaction of the engineer and the owner.
- 9.0.1.7 The plumbing contractor is required to refer to all architectural, structural and electrical plans and specifications and shall investigate all possible interferences and conditions affecting his work.

9.1 SCOPE OF WORK

- 9.1.1 Work included under this section of this specification consists of furnishing all labor, tools and equipment, appliances and materials necessary for complete installation, testing and operation of the plumbing and storm drainage system in accordance with the contract.
- a. Arrange for, obtain and bear the cost of necessary permits, bonds and fees, private or government shall be paid by the contractor.
 - b. Storm drainage system and connection to the nearest storm drainage outlets.
 - c. Supply of all plumbing fixtures, trims and accessories.
 - d. The contractor shall provide all necessary shop drawings and two (2) sets of As-Built Plans.
 - e. Excavation and backfilling in connection with the work shall be included.
 - f. Furnishing of written one (1) year warranty of the plumbing system.

9.2 SUBMITTALS

- 9.2.1 Within fifteen (15) days after award of contract, the plumbing contractor shall submit for engineer's approval four (4) copies of all complete list of manufacturer's name of all materials he proposes to use.
- 9.2.2 After approval of the above list and before purchase of any materials, the plumbing contractor shall submit to the engineer for approval, four (4) complete sets of detailed information consisting of manufacturer's bulletins, shop drawings and partial list of materials to be provided under this contract.
- 9.2.3 The plumbing contractor shall assume the loss of and the entire responsibility of any change in the work as shown in the contract drawings, which may be occasioned by approval of materials other than those specified.

9.3 APPLICABLE CODE AND STANDARD

- 9.3.1 All plumbing works to be done and the sizes of pipes to be used shall be in accordance with the National Plumbing Code and the Plumbing Code of the Philippines.
- 9.3.2 The plumbing contractor shall verify the above paragraphs with each section of the specifications and coordinate his work so that the general contractor will understand clearly the intent of the work to be done.

9.4 PRODUCTS

9.4.1 Description of Materials

All materials to be used shall conform to the standards specified. Use of materials shall be governed by other requirements imposed on other section of these specifications. Materials shall be subject to tests necessary to ascertain their fitness if the engineer so requires.

9.4.2 Alternate Materials

Use of any material not specified in these specifications may be allowed, provided such alternate has been approved by the engineer, and provided further, that a test if required shall be done by an approved agency in accordance with generally accepted standards.

9.4.3 Identification of Materials

Each length of pipe, fittings, traps, fixtures and devices used in the storm drainage system shall have case, stamped or indelibly marked on it the manufacturer's trademark or name, type and classes of products when so required by the standards mentioned. All materials and equipment mentioned in these specifications, including all incidental items not specifically indicated, but required to complete the contract shall be new and free from defects. If damaged during the course of construction, it shall be repaired or replaced as directed by the Project Manager at no additional cost for the owner.

9.4.4 Pipes and Fittings Schedule

- 9.4.4.1 Drain— shall be unplasticized polyvinyl chloride (uPVC) conforming to ASTM D-178 or approved equivalent.
- 9.4.4.2 Storm Drainage Lines – Pipe sizes 250mmØ and above shall be reinforced concrete pipe. Pipe sizes 200mmØ and below shall be non-reinforced concrete pipe.

9.4.5 Flanges, Bolting and Gaskets and Union

- 9.4.5.1 Provide flanges at flange connection to equipment and valves, slip-on or threaded as required.
- 9.4.5.2 Flanges shall conform to Class 300 black forged steel welding flanges 1/16" in raised faced to ASTM A-181 Grade 1. Bolts to ASTM A-193 regular hexagonal head unfinished, heavy semi-hexagonal nuts to ASTM A-194. Gasket shall be flat ring or full face or equal.
- 9.4.5.3 Provide union at each threaded connection to equipment, and valves for pipe sizes up to two (2) inches in diameter. It shall be galvanized steel pipe Class 300 screwed galvanized malleable iron ground joint, brass to iron seat.

9.4.6 Drains

- 9.4.6.1 Plating drains shall be gauge no. 22 with pipe size 50mmØ or approved equal.
- 9.4.6.2 Area Drain/Catch Basin shall be 140kg/sq. cm. (2000psi) reinforced concrete with GI cutting cover.
- 9.4.6.3 Valve box shall be 140 kg/sq. cm. (2000psi) reinforced concrete with pre-cast RC cover.

9.4.7 Pipe Sleeves

- 9.4.7.1 Pipe sleeves shall be installed and properly secured in place at all points where pipes pass through masonry or concrete, except unframed floors on earth.
- 9.4.7.2 Pipe sleeves shall be of sufficient diameter to provide approximately one-quarter inch clearance around the pipe.
- 9.4.7.3 Pipe sleeve in walls and partitions shall be of wrought iron or steel pipe schedule 40. The pipe sleeves in concrete beams of concrete fireproofing shall be steel pipe schedule 40.
- 9.4.7.4 Pipe sleeves through floors shall be galvanized steel pipe schedule 40. Sleeve in pipe floor shall extend not less than one (1) inch and not more than two (2) inches above and the space around the pipe shall be packed with fiberglass insulation.
- 9.4.7.5 Pipe sleeves in footings shall be steel pipe and shall be not less than four (4) inches larger in diameter than the pipe to be installed.

9.4.8 Hangers and Supports

- 9.4.8.1 Vertical run of pipe shall be supported by brace. Horizontal runs of pipe shall be supported by loop 4-sway hanger.

9.4.9 EXECUTION

9.4.9.1 Piping Installation

Piping shall be installed as shown on the drawings, as recommended by the manufacturer and as directed during installation, straight and direct as possible, forming right angles or parallel lines with building walls and other pipes and neatly spaced. Erect pipe risers plumb and true, parallel with walls and other pipes, neatly spaced. All piping shall be supported or suspended on stands, clamps, hangers or equivalent or approved design. Supports shall be installed in such a manner to permit pipe free expansion and contraction while minimizing vibration.

9.4.10 Fixture Installation

- 9.4.10.1 Support all fixtures securely in a neat workman-like manner on approved carriers and supports. The method of support for each fixture shall be approved type manufacturer's standard, except where fixture designations on the drawings indicate modifications. Install all fixtures level and flush with finish floors and partitions. All fixtures shall be provided with individual shut-off valve and equipped with a trap.

X. AIR CONDITIONING AND VENTILATING SYSTEM

10.0 GENERAL REQUIREMENTS

10.0.1 Standards Compliance

- a. Philippine Society of Mechanical Engineers Code
- a. Philippine National Building Code
- b. Philippine Electrical Code
- c. Philippine Plumbing Code
- d. Fire Code of the Philippines
- e. American Society of Heating, Refrigeration and Air Conditioning Engineers (ASHRAE)
- f. Sheet Metal and Air Conditioning Contractors National Association (SMACNA)
- g. National Fire Protection Association
- h. American Society of Testing Materials (ASTM)
- i. Air Moving and Conditioning Association (AMCA)
- j. American National Standard Institute (ANSI)
- k. National Electrical Manufacturing Association (NEMA)
- l. Underwriters Laboratory
- m. American Society of Mechanical Engineers (ASME)

10.0.2 Scope of Work

- a. Supply and Installation of Equipment and Materials. Complete.
- b. Supply and installation of pipes and fittings, valves and appurtenances, ducts, miscellaneous and consumables.
- c. Fabrication and installation of hangers and supports
- d. Supply and installation of control, wiring from Split-Type Air-conditioner to circuit breakers and others to complete the control system
- e. Testing, adjusting, balancing and commissioning
- f. Provide shop drawings and two (2) sets of "As-Built" plans
- g. Furnishing of written one (1) year warranty of ventilation and air-conditioning system

10.0.3 Submittals

- a. Within fifteen (15) days after award of contract, the mechanical contractor shall submit for engineer's approval, four (4) copies of all complete list of manufacturer's name of all materials he proposes to use.
- b. After approval of the above list and before purchase of any equipment or materials, the mechanical contractor shall submit to the engineer for approval, four (4) complete

sets of detailed information consisting of manufacturer's bulletins, shop drawings and partial list of materials to be provided under this contract

- c. The mechanical contractor shall assume the loss of and the entire responsibility of any change in the work as shown in the contract drawings which may be occasioned by approval of materials other than those specified.

10.0.4 PRODUCTS

10.0.4.1 PROPELLER EXHAUST FANS

- 10.0.4.1.1 Units shall be propeller type suitable for wall mounting, direct-driven and equipped with gravity shutters.
- 10.0.4.1.2 It shall have wall mounting collar and fan guard
- 10.0.4.1.3 Units shall have statically and dynamically balanced propeller set on a deep venture orifice. Unit shall be designed for continuous operation and shall be permanently lubricated. Inherent motor overload protection shall be provided.
- 10.0.4.1.4 Unit shall be epoxy-coated and finished with corrosion resistant paint.
- 10.0.4.1.5 Fans shall have capacity speed and motor size as indicated on the plans
- 10.0.4.1.6 Fans shall be provided with a remote selector switch.

10.0.4.2 ELECTRIC MOTORS

- 10.0.4.3 All motors shall operate at speed and electrical characteristics specified. They shall be guaranteed to operate at rated out-put with plus or minus ten (10) percent voltage variation at their terminals.
- 10.0.4.4 Motors 750 watts and above shall be 3-phase squirrel cage induction type, constant speed. Motors 550 watts and below shall be single-phase capacitor start induction run, or split type or shaded pole type as approved for the service.
- 10.0.4.5 Motor driving indoor equipment shall be of the open drip-proof construction. Motors driving outdoor equipment shall be of the totally enclosed fan cooled construction.
- 10.0.4.6 Motors driving equipment through pulleys and belts shall be provided with belt guards. The belt guards shall be made of heavy wire mesh or expanded metal set in a suitable frame covering the motor pulleys, belt and driving sheaves with access plates for tachometer reading.

10.0.4.7 MOTOR CONTROLLERS

- 10.0.4.8 All motor starters shall be of magnetic type complete with overload and relays manufactured in accordance with NEMA standards. Enclosures shall be as suitable for the application.
- 10.0.4.9 Starters for motor 3.73 kw and below shall be across the line type. Starters for motor above 3.73 Kw shall be of the reduced voltage type.
- 10.0.4.10 Circuit breakers shall operate on the thermal magnetic principle. Aside from serving as disconnecting means they shall afford protection for motor against phasing circuits faults. They shall be provided with enclosures suitable for the application.

10.0.4.11 All motors shall be provided with an over and under voltage protection device

10.0.4.12 WIRING

10.0.4.12.1 All electrical power and control wiring necessary to be provided by the contractor shall be accomplished in accordance with the requirements of the electrical plans and specifications and shall conform to the Philippine Electrical Code. Wiring system including materials shall also comply with the specifications under the electrical division of the project.

10.0.4.13 ELECTRICAL INTERLOCKS

10.0.4.13.1 For motors requiring electrical interlocks, remote control or sequence starting control features, starters shall be equipped with necessary auxiliary contacts or terminals to provide the control feature required. A separate set of terminal is required for each control circuit. Such starter shall be provided with 'man-off-auto' selection switches. Other starters shall have a start-stop push buttons mounted in covers.

10.0.4.13.2 Except where otherwise specified, enclosure shall be sheet metal with hinged cover, NEMA type 1 for the general purpose indoor application. Starters shall be arranged for floor or wall mounting as shown or as indicated.

10.0.4.13.3 Pilot light shall be provided for all starters where the equipment is not visible from the starter and for all remote control stations.

10.0.4.13.4 Where possible, relays and switches that are not part of the automatic control system shall be mounted on the same panel as the corresponding motor starter. All supports for the starting equipment shall be furnished and installed by the A/C contractor.

10.0.4.13.5 This contractor shall furnish detailed wiring diagram to those installing the electrical wire and furnish all information necessary to assure the proper connection, operation and control of motorized equipment including interlocks, automatic and safety control auxiliary circuit.

10.0.4.14 PAINTING AND FINISHING

Pipe hangers, duct hangers, uninsulated piping and other ferrous metal work that have not received factory painting shall be thoroughly cleaned and given two (2) coats of rust preventive paint.

10.0.5 EXECUTION

10.0.5.1 EQUIPMENT

10.0.5.1.1 Install all equipment as indicated and in accordance with the manufacturer's instructions. Provide clearance for inspection, repair, replacement and service. Provide conduits for wirings. Equip motors with unfused safety switches and overload protection in the operating disconnects switches and magnetic starters. Schedule and administer specified test.

10.0.5.2 PIPING SYSTEM

Install piping and piping components to ensure proper and efficient operation of the equipment and controls. Proper supports for the mounting of vibration isolators, stands, guides, anchors, clamps and brackets shall be provided. Piping connections to equipment shall be arranged so that removal of equipment can be accomplished with the least amount of disassembly or removal of the piping system. Allow sufficient pitch to ensure adequate drainage and venting. Hydrotest the piping system and conduct testing, adjusting and balancing of water flow to ensure efficient system performance.

10.0.6 GUARANTEE AND SERVICE


10.0.6.1 The air conditioning and ventilating system equipment and accessories furnished and installed under this part of the specifications shall be guaranteed for a period of one (1) year from the date of acceptance thereof, and materials and equipment furnished shall be free from any defects in the materials, workmanship and design

At any time within one year after the acceptance and upon proper notice, the contractor shall rectify any and all deficiencies including replacements of parts or the entire units without additional cost of the owner, if such deficiencies have been caused directly or indirectly by inferior materials, faulty workmanship and/or defective design or parts

Expendable items such as oil, refrigerant, belts, filters, etc. are included in this one-year guarantee. During the guarantee period, the contractor shall perform free monthly inspection and service and make adjustments if necessary for the proper and efficient operation of the system

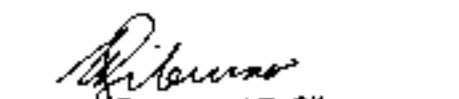


Note: In contrast between these Technical Specifications and the approved Plans issued to the Contractor, the approved Plans shall prevail. See also the approved program of works. In case of doubt, for clearer outlooks consult the assigned Architect/Engineer.

Prepared by:



Engr. Norie Lynn C. Hondanero
Civil Engineer

Designers:


Ar. Rust G. Resurreccion
Architect
Engr. Emmanuel R. Sibucso
Mechanical Engineer/ Master Plumber
Engr. Arvin R. Gammad
Electrical Engineer
Engr. Ricardo E. Debalocos Jr.
Civil Structural Engineer

Engr. Emmanuel R. Sibucso
Electronics Engineer

Section VII. Drawings

[Insert here a list of Drawings. The actual Drawings, including site plans, should be attached to this section, or annexed in a separate folder.]

Section VIII. Bill of Quantities

Notes on the Bill of Quantities

Objectives

The objectives of the Bill of Quantities are:

- a. to provide sufficient information on the quantities of Works to be performed to enable Bids to be prepared efficiently and accurately; and
- b. when a Contract has been entered into, to provide a priced Bill of Quantities for use in the periodic valuation of Works executed.

In order to attain these objectives, Works should be itemized in the Bill of Quantities in sufficient detail to distinguish between the different classes of Works, or between Works of the same nature carried out in different locations or in other circumstances which may give rise to different considerations of cost. Consistent with these requirements, the layout and content of the Bill of Quantities should be as simple and brief as possible.

Daywork Schedule

A Daywork Schedule should be included only if the probability of unforeseen work, outside the items included in the Bill of Quantities, is high. To facilitate checking by the Entity of the realism of rates quoted by the Bidders, the Daywork Schedule should normally comprise the following:

- a. A list of the various classes of labor, materials, and Constructional Plant for which basic daywork rates or prices are to be inserted by the Bidder, together with a statement of the conditions under which the Contractor will be paid for work executed on a daywork basis.
- b. Nominal quantities for each item of Daywork, to be priced by each Bidder at Daywork rates as Bid. The rate to be entered by the Bidder against each basic Daywork item should include the Contractor's profit, overheads, supervision, and other charges.

Provisional Sums

A general provision for physical contingencies (quantity overruns) may be made by including a provisional sum in the Summary Bill of Quantities. Similarly, a contingency allowance for possible price increases should be provided as a provisional sum in the Summary Bill of Quantities. The inclusion of such provisional sums often facilitates budgetary approval by avoiding the need to request periodic supplementary approvals as the future need arises. Where such provisional sums or contingency allowances are used, the SCC should state the manner in which they will be used, and under whose authority (usually the Procuring Entity's Representative's).

The estimated cost of specialized work to be carried out, or of special goods to be supplied, by other contractors should be indicated in the relevant part of the Bill of Quantities as a particular provisional sum with an appropriate brief description. A separate procurement procedure is normally carried out by the Procuring Entity to select such specialized contractors. To provide an element of competition among the Bidders in respect of any facilities, amenities, attendance, etc., to be provided by the successful Bidder as prime Contractor for the use and convenience of the specialist contractors, each related provisional sum should be followed by an item in the Bill of Quantities inviting the Bidder to quote a sum for such amenities, facilities, attendance, etc.

Signature Box

A signature box shall be added at the bottom of each page of the Bill of Quantities where the authorized representative of the Bidder shall affix his signature. Failure of the authorized representative to sign each and every page of the Bill of Quantities shall be a cause for rejection of his bid.

These Notes for Preparing a Bill of Quantities are intended only as information for the Procuring Entity or the person drafting the Bidding Documents. They should not be included in the final documents.

PROJECT TITLE : PROPOSED CONSTRUCTION OF SCHOOL COVERED COURT AT PRESIDENT CORAZON C. AQUINO ELEMENTARY SCHOOL

LOCATION : BARANGAY BATASAN HILLS, DISTRICT 2, QUEZON CITY

PROJECT NO. : 24 - 00020

DURATION : Three Hundred Sixty (360) Calendar Days

BREAKDOWN OF COST

ITEM NO.	DESCRIPTION	ESTIMATED DIRECT COST	TOTAL MARK-UP		VAT	TOTAL INDIRECT COST	TOTAL COST
			%	VALUE			
PART I	GENERAL REQUIREMENTS						
PART II	OTHER GENERAL REQUIREMENTS						
PART III	CIVIL, MECHANICAL, ELECTRICAL AND SANITARY/PLUMBING WORKS						
PART A	SITE WORKS						
PART B	EARTHWORKS						
PART C	MOISTURE PROTECTION AND WATERPROOFING WORKS						
PART D	PLAIN AND REINFORCED CONCRETE WORKS						
PART E	MASONRY WORKS						
PART F	METAL WORKS						
PART G	FINISHING AND OTHER CIVIL WORKS						
PART H	SANITARY/ PLUMBING WORKS						
PART I	ELECTRICAL WORKS						
PART J	MECHANICAL WORKS						
	TOTAL OF PART III						
	TOTAL						

TOTAL COST P_____

LUMP SUM BID IN WORDS : _____

Contractor : _____

PROJECT TITLE : PROPOSED CONSTRUCTION OF SCHOOL COVERED COURT AT PRESIDENT CORAZON C. AQUINO ELEMENTARY SCHOOL

LOCATION : BARANGAY BATASAN HILLS, DISTRICT 2, QUEZON CITY

PROJECT NO. : 24 - 00020

DURATION : Three Hundred Sixty (360) Calendar Days

BREAKDOWN OF COST

BILL OF QUANTITIES
(Building Construction/Rehabilitation Project)

PROJECT TITLE : PROPOSED CONSTRUCTION OF SCHOOL COVERED COURT AT PRESIDENT CORAZON C. AQUINO ELEMENTARY SCHOOL

LOCATION : BARANGAY BATASAN HILLS, DISTRICT 2, QUEZON CITY

PROJECT NO. : 24 - 00020

DURATION : Three Hundred Sixty (360) Calendar Days

ITEM CODE	DESCRIPTION	QUANTITY	UNIT	ESTIMATED DIRECT COST	MARK-UP IN %		TOTAL MARK-UP		VAT	TOTAL INDIRECT COST	TOTAL COST	UNIT COST
					OCM	PROFIT	%	VALUE				
PART I	GENERAL REQUIREMENTS											
A.1.1(8)	Operation and Maintenance of Field Office for the Engineer	12	mo									
	TOTAL OF PART I											
PART II	OTHER GENERAL REQUIREMENTS											
B.5	Project Billboard / Sign Board	1	ea									
B.7(1)	Occupational Safety and Health	12	mo									
B.9	Mobilization/Demobilization (4CL)	1	l.s.									
B.20	Temporary Enclosure	169	l.m.									
B.24	Scaffolding (Rental)	1,315	sq.m.									
	TOTAL OF PART II											
PART III	CIVIL, MECHANICAL, ELECTRICAL AND SANITARY/PLUMBING WORKS											
PART A	SITE WORKS											
B.4(1)	Layout and Staking	1,165	sq.m.									
801(6)	Removal of Structures and Obstruction	223	cu.m.									
	TOTAL OF PART III.A.											
PART B	EARTHWORKS											
104(2)a	Embankment from Borrow	75	cu.m.									
803(1)c	Structure Excavation (Solid Rock)	71	cu.m.									
804(4)	Gravel Fill	53	cu.m.									
1000(1)	Soil Poisoning	56	cu.m.									
1601 (1)	Fill and Backfill	45	cu.m.									
	TOTAL OF PART III.B.											

ITEM CODE	DESCRIPTION	QUANTITY	UNIT	ESTIMATED DIRECT COST	MARK-UP IN %		TOTAL MARK-UP		VAT	TOTAL INDIRECT COST	TOTAL COST	UNIT COST
					OCM	PROFIT	%	VALUE				
PART C	MOISTURE PROTECTION AND											
628(1)	Waterproofing on Deck Slab	54	sq.m.									
	TOTAL OF PART III.C.											
PART D	PLAIN AND REINFORCED CONCRETE											
900 (1) c1	Structural Concrete, Class A, 28 days (3000 psi)	145	cu.m.									
902 (1) a	Reinforcing Steel (Deformed) Grade 40	6,613	kg									
902 (1) b	Reinforcing Steel (Deformed) Grade 60	3,465	kg									
903(2)	Formworks and Falseworks	202	sq.m.									
	TOTAL OF PART III.D.											
PART E	MASONRY WORKS											
1046 (2) a1	CHB Non Load Bearing (including Reinforcing Steel), 100mm	249	sq. m.									
1046 (2) a2	CHB Non Load Bearing (including Reinforcing Steel), 150mm	287	sq. m.									
	TOTAL OF PART III.E.											
PART F	METAL WORKS											
1047(1)	Structural Steel	1	l.s.									
	TOTAL OF PART III.F.											
PART G	FINISHING AND OTHER CIVIL WORKS											
413(3)	Filler Board	1	sq.m.									
605	Q.C. logo	1	set									
605	Stainless Letter with Neon Backlight and Wall Stud	36	set									
807(9)	Concrete Pavers (Stamped)	152	sq.m.									
1003(2)	Ceiling (4.5mm, Metal Frame, Fiber Cement Board)	21	sq.m.									
1003(1)e2	Moisture Resistant Gypsum Board on light metal frame	40	sq.m.									
1008(1)d	Aluminum Glass Windows (Fixed Type)	20	sq.m.									
1013(2)a2	Fabricated Metal Roofing Accessory, Gauge 24, Flashings	194	l.m.									
1013(2)b1	Fabricated Metal Roofing Accessory, Gauge 24, Gutters	76	l.m.									
1014(1)b2	Prepainted Metal Sheets, above 0.427mm, Rib Type, Long Span	551	sq.m.									
1014(3)	1.5mm Thk. Polystyrene Rib Type Clear Skylight	70	sq.m.									
1014(4)	Polycarbonate Panels 10mm Thk.	375	sq.m.									
1021(1)	Cement Floor Finish	262	sq.m.									
1021 (12)	Floor Finishes	1	l.s.									
1027(1)	Cement Plaster Finish	65	sq.m.									

ITEM CODE	DESCRIPTION	QUANTITY	UNIT	ESTIMATED DIRECT COST	MARK-UP IN %		TOTAL MARK-UP		VAT	TOTAL INDIRECT COST	TOTAL COST	UNIT COST
					OCM	PROFIT	%	VALUE				
1032(1)a	Painting Works, Masonry/Concrete	1,192	sq.m.									
1032(1)b	Painting Works, Wood	60	sq.m.									
1032(1)c	Painting Works, Steel	1,826	sq.m.									
1032(1)g	Painting Works, Rubberized Paint	525	sq.m.									
1038(1)	Reflective Insulation	551	sq.m.									
1039(1)	Aluminum Cladding	116	sq.m.									
	TOTAL OF PART III.G.											
PART H	SANITARY/ PLUMBING WORKS											
1001 (9)	Storm Drainage / Downspout	1	l.s.									
	TOTAL OF PART III.H.											
PART I	ELECTRICAL WORKS											
1100 (10)	Conduit, Boxes & Fittings (Conduit Works/Conduit Rough-in)	1	l.s.									
1101 (33)	Wires and Wiring Devices	1	l.s.									
1102 (1)	Panelboard with Main & Branch Breakers	1	l.s.									
1103 (1)	Lighting Fixtures and Lamps	1	l.s.									
	TOTAL OF PART III.I.											
PART J	MECHANICAL WORKS											
1200(1)	Ventilating Equipment	1	l.s.									
	TOTAL OF PART III.J.											
	TOTAL OF PART III											
	GRAND TOTAL											

Section IX. Checklist of Technical and Financial Documents

Notes on the Checklist of Technical and Financial Documents

The prescribed documents in the checklist are mandatory to be submitted in the Bid, but shall be subject to the following:

- a. GPPB Resolution No. 09-2020 on the efficient procurement measures during a State of Calamity or other similar issuances that shall allow the use of alternate documents in lieu of the mandated requirements; or
- b. any subsequent GPPB issuances adjusting the documentary requirements after the effectivity of the adoption of the PBDs.

The BAC shall be checking the submitted documents of each Bidder against this checklist to ascertain if they are all present, using a non-discretionary “pass/fail” criterion pursuant to Section 30 of the 2016 revised IRR of RA No. 9184.

Checklist of Technical and Financial Documents

I. TECHNICAL COMPONENT ENVELOPE

Class “A” Documents

Legal Documents

- ☐ (a) Valid PhilGEPS Registration Certificate (Platinum Membership) (all pages);
and
- ☐ (b) Registration certificate from Securities and Exchange Commission (SEC), Department of Trade and Industry (DTI) for sole proprietorship, or Cooperative Development Authority (CDA) for cooperatives or its equivalent document;
and
- ☐ (c) Mayor’s or Business permit issued by the city or municipality where the principal place of business of the prospective bidder is located, or the equivalent document for Exclusive Economic Zones or Areas;
and
- ☐ (e) Tax clearance per E.O. No. 398, s. 2005, as finally reviewed and approved by the Bureau of Internal Revenue (BIR).

Technical Documents

- ☐ (f) Statement of the prospective bidder of all its ongoing government and private contracts, including contracts awarded but not yet started, if any, whether similar or not similar in nature and complexity to the contract to be bid (*please see attached prescribed forms required by the QC – BAC for Infrastructure and Consultancy*); **and**
- ☐ (g) Statement of the bidder’s Single Largest Completed Contract (SLCC) similar to the contract to be bid, except under conditions provided under the rules with an attached Notice of Award, Notice to Proceed, Contract and Certificate of Acceptance (*please see attached prescribed form required by the QC – BAC for Infrastructure and Consultancy*); **and**
- ☐ (h) Philippine Contractors Accreditation Board (PCAB) License;
or
Special PCAB License in case of Joint Ventures;
and registration for the type and cost of the contract to be bid; **and**
- ☐ (i) Original copy of Bid Security. If in the form of a Surety Bond, submit also a certification issued by the Insurance Commission;
or
Original copy of Notarized Bid Securing Declaration; **and**
- ☐ (j) Project Requirements, which shall include the following:
 - ☐ a. Organizational chart for the contract to be bid;
 - ☐ b. List of contractor’s key personnel (*e.g.*, Project Manager, Project Engineers, Materials Engineers, and Foremen), to be assigned to the contract to be bid, with their complete qualification and experience data (*please see attached prescribed form required by the QC – BAC for Infrastructure and Consultancy*);
 - ☐ c. List of contractor’s major equipment units, which are owned, leased, and/or under purchase agreements, supported by proof of ownership or certification of availability of equipment from the equipment

lessor/vendor for the duration of the project, as the case may be (*please see attached prescribed form required by the QC – BAC for Infrastructure and Consultancy*); **and**

- ☐ (k) Original duly signed Omnibus Sworn Statement (OSS); **and** if applicable, Original Notarized Secretary's Certificate in case of a corporation, partnership, or cooperative; or Original Special Power of Attorney of all members of the joint venture giving full power and authority to its officer to sign the OSS and do acts to represent the Bidder.

Additional Technical Requirements:

- ☐ • Certificate of Site Inspection or Affidavit of Site Inspection as part of Omnibus Sworn Statement
- ☐ • Affidavit of Undertaking for Key Personnel and Equipment (*please see attached prescribed form required by the QC – BAC for Infrastructure and Consultancy*)
- ☐ • Equipment Utilization Schedule
- ☐ • Manpower Schedule
- ☐ • Construction Schedule and S-Curve
- ☐ • PERT-CMP
- ☐ • Construction Methods

Financial Documents

- ☐ (l) The prospective bidder's audited financial statements, showing, among others, the prospective bidder's total and current assets and liabilities, stamped "received" by the BIR or its duly accredited and authorized institutions, for the preceding calendar year which should not be earlier than two (2) years from the date of bid submission; **and**
- ☐ (m) The prospective bidder's computation of Net Financial Contracting Capacity (NFCC) (*please see attached prescribed form required by the QC – BAC for Infrastructure and Consultancy*).

Class "B" Documents

- ☐ (n) If applicable, duly signed joint venture agreement (JVA) in accordance with RA No. 4566 and its IRR in case the joint venture is already in existence; **or** duly notarized statements from all the potential joint venture partners stating that they will enter into and abide by the provisions of the JVA in the instance that the bid is successful.

II. FINANCIAL COMPONENT ENVELOPE

- ☐ (o) Original of duly signed and accomplished Financial Bid Form; **and**

Other documentary requirements under RA No. 9184

- ☐ (p) Original of duly signed Bid Prices in the Bill of Quantities; **and**
- ☐ (q) Duly accomplished Detailed Estimates Form, including a summary sheet indicating the unit prices of construction materials, labor rates, and equipment rentals used in coming up with the Bid; **and**
- ☐ (r) Cash Flow by Quarter.

Bid Form for the Procurement of Infrastructure Projects
[shall be submitted with the Bid]

BID FORM

Date : _____
Project Identification No. : _____

To: *[name and address of Procuring Entity]*

Having examined the Philippine Bidding Documents (PBDs) including the Supplemental or Bid Bulletin Numbers *[insert numbers]*, the receipt of which is hereby duly acknowledged, we, the undersigned, declare that:

- a. We have no reservation to the PBDs, including the Supplemental or Bid Bulletins, for the Procurement Project: *[insert name of contract]*;
- b. We offer to execute the Works for this Contract in accordance with the PBDs;
- c. The total price of our Bid in words and figures, excluding any discounts offered below is: *[insert information]*;
- d. The discounts offered and the methodology for their application are: *[insert information]*;
- e. The total bid price includes the cost of all taxes, such as, but not limited to: *[specify the applicable taxes, e.g. (i) value added tax (VAT), (ii) income tax, (iii) local taxes, and (iv) other fiscal levies and duties]*, which are itemized herein and reflected in the detailed estimates,
- f. Our Bid shall be valid within the a period stated in the PBDs, and it shall remain binding upon us at any time before the expiration of that period;
- g. If our Bid is accepted, we commit to obtain a Performance Security in the amount of *[insert percentage amount]* percent of the Contract Price for the due performance of the Contract, or a Performance Securing Declaration in lieu of the the allowable forms of Performance Security, subject to the terms and conditions of issued GPPB guidelines¹ for this purpose;
- h. We are not participating, as Bidders, in more than one Bid in this bidding process, other than alternative offers in accordance with the Bidding Documents;
- i. We understand that this Bid, together with your written acceptance thereof included in your notification of award, shall constitute a binding contract between us, until a formal Contract is prepared and executed; and
- j. We understand that you are not bound to accept the Lowest Calculated Bid or any other Bid that you may receive.

¹ currently based on GPPB Resolution No. 09-2020

- k. We likewise certify/confirm that the undersigned, is the duly authorized representative of the bidder, and granted full power and authority to do, execute and perform any and all acts necessary to participate, submit the bid, and to sign and execute the ensuing contract for the [Name of Project] of the [Name of the Procuring Entity].
- l. We acknowledge that failure to sign each and every page of this Bid Form, including the Bill of Quantities, shall be a ground for the rejection of our bid.

Name: _____

Legal Capacity: _____

Signature: _____

Duly authorized to sign the Bid for and behalf of: _____

Date: _____

Bid Securing Declaration Form

[shall be submitted with the Bid if bidder opts to provide this form of bid security]

REPUBLIC OF THE PHILIPPINES)

CITY OF _____) S.S.

BID SECURING DECLARATION **Project Identification No.: *[Insert number]***

To: *[Insert name and address of the Procuring Entity]*

I/We, the undersigned, declare that:

1. I/We understand that, according to your conditions, bids must be supported by a Bid Security, which may be in the form of a Bid Securing Declaration.
2. I/We accept that: (a) I/we will be automatically disqualified from bidding for any procurement contract with any procuring entity for a period of two (2) years upon receipt of your Blacklisting Order; and, (b) I/we will pay the applicable fine provided under Section 6 of the Guidelines on the Use of Bid Securing Declaration, within fifteen (15) days from receipt of the written demand by the procuring entity for the commission of acts resulting to the enforcement of the bid securing declaration under Sections 23.1(b), 34.2, 40.1 and 69.1, except 69.1(f), of the IRR of RA No. 9184; without prejudice to other legal action the government may undertake.
3. I/We understand that this Bid Securing Declaration shall cease to be valid on the following circumstances:
 - a. Upon expiration of the bid validity period, or any extension thereof pursuant to your request;
 - b. I am/we are declared ineligible or post-disqualified upon receipt of your notice to such effect, and (i) I/we failed to timely file a request for reconsideration or (ii) I/we filed a waiver to avail of said right; and
 - c. I am/we are declared the bidder with the Lowest Calculated Responsive Bid, and I/we have furnished the performance security and signed the Contract.

IN WITNESS WHEREOF, I/We have hereunto set my/our hand/s this ____ day of *[month]* *[year]* at *[place of execution]*.

[Insert NAME OF BIDDER OR ITS AUTHORIZED REPRESENTATIVE]

[Insert signatory's legal capacity]

Affiant

[Jurat]

[Format shall be based on the latest Rules on Notarial Practice]

Omnibus Sworn Statement (Revised)
[shall be submitted with the Bid]

REPUBLIC OF THE PHILIPPINES)
CITY/MUNICIPALITY OF _____) S.S.

AFFIDAVIT

I, [Name of Affiant], of legal age, [Civil Status], [Nationality], and residing at [Address of Affiant], after having been duly sworn in accordance with law, do hereby depose and state that:

1. *[Select one, delete the other:]*

[If a sole proprietorship:] I am the sole proprietor or authorized representative of [Name of Bidder] with office address at [address of Bidder];

[If a partnership, corporation, cooperative, or joint venture:] I am the duly authorized and designated representative of [Name of Bidder] with office address at [address of Bidder];

2. *[Select one, delete the other:]*

[If a sole proprietorship:] As the owner and sole proprietor, or authorized representative of [Name of Bidder], I have full power and authority to do, execute and perform any and all acts necessary to participate, submit the bid, and to sign and execute the ensuing contract for [Name of the Project] of the [Name of the Procuring Entity], as shown in the attached duly notarized Special Power of Attorney;

[If a partnership, corporation, cooperative, or joint venture:] I am granted full power and authority to do, execute and perform any and all acts necessary to participate, submit the bid, and to sign and execute the ensuing contract for [Name of the Project] of the [Name of the Procuring Entity], as shown in the attached [state title of attached document showing proof of authorization (e.g., duly notarized Secretary's Certificate, Board/Partnership Resolution, or Special Power of Attorney, whichever is applicable)];

3. [Name of Bidder] is not "blacklisted" or barred from bidding by the Government of the Philippines or any of its agencies, offices, corporations, or Local Government Units, foreign government/foreign or international financing institution whose blacklisting rules have been recognized by the Government Procurement Policy Board, **by itself or by relation, membership, association, affiliation, or controlling interest with another blacklisted person or entity as defined and provided for in the Uniform Guidelines on Blacklisting;**

4. Each of the documents submitted in satisfaction of the bidding requirements is an authentic copy of the original, complete, and all statements and information provided therein are true and correct;

5. [Name of Bidder] is authorizing the Head of the Procuring Entity or its duly authorized representative(s) to verify all the documents submitted;

6. *[Select one, delete the rest:]*

[If a sole proprietorship:] The owner or sole proprietor is not related to the Head of the Procuring Entity, members of the Bids and Awards Committee (BAC), the Technical Working Group, and the BAC Secretariat, the head of the Project Management Office or the end-user unit, and the project consultants by consanguinity or affinity up to the third civil degree;

[If a partnership or cooperative:] None of the officers and members of [Name of Bidder] is related to the Head of the Procuring Entity, members of the Bids and Awards Committee (BAC), the Technical Working Group, and the BAC Secretariat, the head of the Project

Management Office or the end-user unit, and the project consultants by consanguinity or affinity up to the third civil degree;

[If a corporation or joint venture:] None of the officers, directors, and controlling stockholders of *[Name of Bidder]* is related to the Head of the Procuring Entity, members of the Bids and Awards Committee (BAC), the Technical Working Group, and the BAC Secretariat, the head of the Project Management Office or the end-user unit, and the project consultants by consanguinity or affinity up to the third civil degree;

7. *[Name of Bidder]* complies with existing labor laws and standards; and
8. *[Name of Bidder]* is aware of and has undertaken the responsibilities as a Bidder in compliance with the Philippine Bidding Documents, which includes:
 - a. Carefully examining all of the Bidding Documents;
 - b. Acknowledging all conditions, local or otherwise, affecting the implementation of the Contract;
 - c. Making an estimate of the facilities available and needed for the contract to be bid, if any; and
 - d. Inquiring or securing Supplemental/Bid Bulletin(s) issued for the *[Name of the Project]*.
9. *[Name of Bidder]* did not give or pay directly or indirectly, any commission, amount, fee, or any form of consideration, pecuniary or otherwise, to any person or official, personnel or representative of the government in relation to any procurement project or activity.
10. **In case advance payment was made or given, failure to perform or deliver any of the obligations and undertakings in the contract shall be sufficient grounds to constitute criminal liability for Swindling (Estafa) or the commission of fraud with unfaithfulness or abuse of confidence through misappropriating or converting any payment received by a person or entity under an obligation involving the duty to deliver certain goods or services, to the prejudice of the public and the government of the Philippines pursuant to Article 315 of Act No. 3815 s. 1930, as amended, or the Revised Penal Code.**
11. We pledge that the project will be completed in accordance and congruency with the approved plans and programs.

IN WITNESS WHEREOF, I have hereunto set my hand this ___ day of _____ 20__ at _____, Philippines.

[Insert NAME OF BIDDER OR ITS AUTHORIZED REPRESENTATIVE]

[Insert signatory's legal capacity]
Affiant

[Jurat]

[Format shall be based on the latest Rules on Notarial Practice]

Contract Agreement Form for the Procurement of Infrastructure Projects (Revised)

[not required to be submitted with the Bid, but it shall be submitted within ten (10) days after receiving the Notice of Award]

CONTRACT AGREEMENT

THIS AGREEMENT, made this *[insert date]* day of *[insert month]*, *[insert year]* between *[name and address of PROCURING ENTITY]* (hereinafter called the "Entity") and *[name and address of Contractor]* (hereinafter called the "Contractor").

WHEREAS, the Entity is desirous that the Contractor execute *[name and identification number of contract]* (hereinafter called "the Works") and the Entity has accepted the Bid for *[contract price in words and figures in specified currency]* by the Contractor for the execution and completion of such Works and the remedying of any defects therein.

NOW THIS AGREEMENT WITNESSETH AS FOLLOWS:

1. In this Agreement, words and expressions shall have the same meanings as are respectively assigned to them in the Conditions of Contract hereinafter referred to.
2. The following documents as required by the 2016 revised Implementing Rules and Regulations of Republic Act No. 9184 shall be deemed to form and be read and construed as part of this Agreement, viz.:
 - a. Philippine Bidding Documents (PBDs);
 - i. Drawings/Plans;
 - ii. Specifications;
 - iii. Bill of Quantities;
 - iv. General and Special Conditions of Contract;
 - v. Supplemental or Bid Bulletins, if any;
 - b. Winning bidder's bid, including the Eligibility requirements, Technical and Financial Proposals, and all other documents or statements submitted;

Bid form, including all the documents/statements contained in the Bidder's bidding envelopes, as annexes, and all other documents submitted (e.g., Bidder's response to request for clarifications on the bid), including corrections to the bid, if any, resulting from the Procuring Entity's bid evaluation;
 - c. Performance Security;
 - d. Notice of Award of Contract and the Bidder's conforme thereto; and
 - e. Other contract documents that may be required by existing laws and/or the Procuring Entity concerned in the PBDs. **Winning bidder agrees that additional contract documents or information prescribed by the GPPB that are subsequently required for submission after the contract execution, such as the Notice to Proceed, Variation Orders, and Warranty Security, shall likewise form part of the Contract.**
3. In consideration for the sum of *[total contract price in words and figures]* or such other sums as may be ascertained, *[Named of the bidder]* agrees to *[state the object of the contract]* in accordance with his/her/its Bid.

4. The *[Name of the procuring entity]* agrees to pay the above-mentioned sum in accordance with the terms of the Bidding.

IN WITNESS whereof the parties thereto have caused this Agreement to be executed the day and year first before written.

[Insert Name and Signature] [Insert Name and Signature]

[Insert Signatory's Legal Capacity] [Insert Signatory's Legal Capacity]

for: for:

[Insert Procuring Entity] [Insert Name of Supplier]

Acknowledgment

[Format shall be based on the latest Rules on Notarial Practice]

LIST OF ALL ON-GOING GOVERNMENT AND PRIVATE CONTRACTS

NAME OF CONTRACTOR: _____

PROJECT TITLE (Name of the Contract) & EXACT PROJECT LOCATION	DATE OF CONTRACT	CONTRACT DURATION	PROJECT OWNER & POSTAL ADDRESS	NATURE OF WORK	CONTRACTOR'S ROLE (SOLE CONTRACTOR, SUBCONTRACTOR, PARTNER IN A JV) and PERCENTAGE OF PARTICIPATION	TOTAL CONTRACT VALUE AT AWARD	DATE OF COMPLETION or ESTIMATED COMPLETION TIME	TOTAL CONTRACT VALUE AT COMPLETION IF APPLICABLE	PERCENTAGE		VALUE OF OUTSTANDING WORKS (IN PHP)
									ACTUAL ACCOMPLISHMENT	PLANNED ACCOMPLISHMENT	
									TOTAL AMOUNT (Php) OF OUTSTANDING WORKS		

PHOTOCOPY ADDITIONAL FORMS, IF NECESSARY

Page _____ of _____

SINGLE LARGEST COMPLETED CONTRACT SIMILAR TO THE CONTRACT TO BE BID

NAME OF CONTRACTOR: _____

PROJECT TITLE: _____

PROJECT TITLE (Name of the Contract) & EXACT PROJECT LOCATION	DATE OF CONTRACT	CONTRACT DURATION	PROJECT OWNER & POSTAL ADDRESS	NATURE OF WORK	CONTRACTOR'S ROLE (SOLE CONTRACTOR, SUBCONTRACTOR, PARTNER IN A JV) and PERCENTAGE OF PARTICIPATION	TOTAL CONTRACT VALUE AT AWARD	DATE OF COMPLETION or ESTIMATED COMPLETION TIME	TOTAL CONTRACT VALUE AT COMPLETION IF APPLICABLE

PHOTOCOPY ADDITIONAL FORMS, IF NECESSARY

Page _____ of _____

LIST OF MAJOR EQUIPMENT TO BE USED FOR THE PROJECT

NAME OF CONTRACTOR: _____

PROJECT TITLE: _____

TYPE	DESCRIPTION / CAPACITY	SERIAL NO.	YEAR ACQUIRED	PRESENT LOCATION (SPECIFIC ADDRESS)	STATUS OF AVAILABILITY (OWNED/LEASED)

A. LIST OF KEY CONSTRUCTION PERSONNEL TO BE ASSIGNED TO THE PROJECT

NAME OF CONTRACTOR: _____

PROJECT TITLE: _____

NAME	POSITION	AGE	EDUCATIONAL ATTAINMENT	TYPE OF CONSTRUCTION EXPERIENCE	NO.OF YEARS WITH THE CONTRACTOR	PROFESSION	PRC NO.

COMPUTATION OF NET FINANCIAL CONTRACTING CAPACITY (NFCC)

NAME OF BIDDER: _____

CURRENT ASSETS*		PHP	_____
(LESS) CURRENT LIABILITIES*	(LESS)	PHP	_____
NETWORTH		PHP	_____
NETWORTH x 15	x 15	PHP	_____
(LESS) VALUE OF ALL OUTSTANDING ON-GOING CONTRACTS**	(LESS)	PHP	_____
(LESS) VALUE OF ALL AWARDED BUT NOT YET STARTED CONTRACTS AS OF DATE**	(LESS)	PHP	_____
NET FINANCIAL CONTRACTING CAPACITY		PHP	_____

NOTES: * CURRENT ASSETS AND LIABILITIES BASED ON AUDITED FINANCIAL STATEMENT FOR THE PRECEDING CALENDAR YEAR SUBMITTED TO B.I.R.

 ** BASED ON LIST OF ON-GOING AND AWRDED BUT NOT VEY STARTED CONTRACTS SUBMITTED

REPUBLIC OF THE PHILIPPINES)

_____) S.S.

AFFIDAVIT OF UNDERTAKING

I, _____ of legal age, Filipino, _____ **[OFFICER OR REPRESENTATIVE]**

with office address at _____ after having been duly sworn to in accordance with law, hereby voluntary depose and state:

That I am duly authorized representative of the **[Name of Bidder]** to execute this undertaking as evidenced by Secretary's Certificate and Board Resolution.

That **[Name of Bidder]** bidding for the (Name of Project)

That relative to the aforementioned Project, the **[Name of Bidder]** hereby undertake that the equipment to be use and the key personnel to be assign shall exclusively be used and will only perform to the said project until its completion.

That I am executing this affidavit to attest to the truth of the foregoing and in compliance with the submission of the technical requirements for the public bidding of the said project.

IN WITNESS HEREOF, I have hereunto signed my name below this _____ day of _____ at _____.

AFFIANT FURTHER SAYETH NAUGHT.

Affiant

SUBSCRIBED AND SWORN TO BEFORE ME this _____ day of _____
in _____

affiant exhibiting to me his/her _____ issued at _____
on _____.

Doc. No. ;
Page No. ;
Book No. ;
Series of 2020

Notary Public

