

# **PHILIPPINE BIDDING DOCUMENTS**

# **Procurement of INFRASTRUCTURE PROJECTS**

Government of the Republic of the Philippines

**PROPOSED REDEVELOPMENT OF BUENAMAR PLAZA AT  
QUIRINO HIGHWAY**

**Project number:  
24-00034**

**Sixth Edition  
July 2020**

# Preface

These Philippine Bidding Documents (PBDs) for the procurement of Infrastructure Projects (hereinafter referred to also as the “Works”) through Competitive Bidding have been prepared by the Government of the Philippines for use by all branches, agencies, departments, bureaus, offices, or instrumentalities of the government, including government-owned and/or -controlled corporations, government financial institutions, state universities and colleges, local government units, and autonomous regional government. The procedures and practices presented in this document have been developed through broad experience, and are for mandatory use in projects that are financed in whole or in part by the Government of the Philippines or any foreign government/foreign or international financing institution in accordance with the provisions of the 2016 revised Implementing Rules and Regulations (IRR) of Republic Act (RA) No. 9184.

The PBDs are intended as a model for admeasurements (unit prices or unit rates in a bill of quantities) types of contract, which are the most common in Works contracting.

The Bidding Documents shall clearly and adequately define, among others: (i) the objectives, scope, and expected outputs and/or results of the proposed contract; (ii) the eligibility requirements of Bidders; (iii) the expected contract duration; and (iv) the obligations, duties, and/or functions of the winning Bidder.

Care should be taken to check the relevance of the provisions of the PBDs against the requirements of the specific Works to be procured. If duplication of a subject is inevitable in other sections of the document prepared by the Procuring Entity, care must be exercised to avoid contradictions between clauses dealing with the same matter.

Moreover, each section is prepared with notes intended only as information for the Procuring Entity or the person drafting the Bidding Documents. They shall not be included in the final documents. The following general directions should be observed when using the documents:

- a. All the documents listed in the Table of Contents are normally required for the procurement of Infrastructure Projects. However, they should be adapted as necessary to the circumstances of the particular Project.
- b. Specific details, such as the “*name of the Procuring Entity*” and “*address for bid submission*,” should be furnished in the Instructions to Bidders, Bid Data Sheet, and Special Conditions of Contract. The final documents should contain neither blank spaces nor options.
- c. This Preface and the footnotes or notes in italics included in the Invitation to Bid, BDS, General Conditions of Contract, Special Conditions of Contract, Specifications, Drawings, and Bill of Quantities are not part of the text of the final document, although they contain instructions that the Procuring Entity should strictly follow.
- d. The cover should be modified as required to identify the Bidding Documents as to the names of the Project, Contract, and Procuring Entity, in addition to date of issue.

- e. Modifications for specific Procurement Project details should be provided in the Special Conditions of Contract as amendments to the Conditions of Contract. For easy completion, whenever reference has to be made to specific clauses in the Bid Data Sheet or Special Conditions of Contract, these terms shall be printed in bold typeface on Sections I (Instructions to Bidders) and III (General Conditions of Contract), respectively.
- f. For guidelines on the use of Bidding Forms and the procurement of Foreign-Assisted Projects, these will be covered by a separate issuance of the Government Procurement Policy Board.

## TABLE OF CONTENTS

<b>Glossary of Terms, Abbreviations, and Acronyms .....</b>	<b>5</b>
<b>Section I. Invitation to Bid.....</b>	<b>8</b>
<b>Section II. Instructions to Bidders .....</b>	<b>9</b>
1. Scope of Bid.....	10
2. Funding Information .....	10
3. Bidding Requirements.....	10
4. Corrupt, Fraudulent, Collusive, Coercive, and Obstructive Practices .....	10
5. Eligible Bidders.....	11
6. Origin of Associated Goods .....	11
7. Subcontracts .....	11
8. Pre-Bid Conference.....	12
9. Clarification and Amendment of Bidding Documents.....	12
10. Documents Comprising the Bid: Eligibility and Technical Components .....	12
11. Documents Comprising the Bid: Financial Component .....	13
12. Alternative Bids .....	13
13. Bid Prices .....	13
14. Bid and Payment Currencies.....	13
15. Bid Security.....	14
16. Sealing and Marking of Bids.....	14
17. Deadline for Submission of Bids .....	14
18. Opening and Preliminary Examination of Bids .....	14
19. Detailed Evaluation and Comparison of Bids.....	14
20. Post Qualification.....	15
21. Signing of the Contract .....	15
<b>Section III. Bid Data Sheet .....</b>	<b>16</b>
<b>Section IV. General Conditions of Contract.....</b>	<b>19</b>
1. Scope of Contract.....	20
2. Sectional Completion of Works .....	20
3. Possession of Site .....	20
4. The Contractor's Obligations .....	20
5. Performance Security .....	20
6. Site Investigation Reports .....	21

7.	Warranty.....	21
8.	Liability of the Contractor.....	21
9.	Termination for Other Causes.....	21
10.	Dayworks .....	21
11.	Program of Work.....	22
12.	Instructions, Inspections and Audits .....	22
13.	Advance Payment.....	22
14.	Progress Payments .....	22
15.	Operating and Maintenance Manuals.....	22
<b>Section V. Special Conditions of Contract.....</b>		<b>24</b>
<b>Section VI. Specifications .....</b>		<b>26</b>
<b>Section VII. Drawings.....</b>		<b>28</b>
<b>Section VIII. Bill of Quantities.....</b>		<b>29</b>
<b>Section IX. Checklist of Technical and Financial Documents.....</b>		<b>31</b>

# ***Glossary of Terms, Abbreviations, and Acronyms***

**ABC** – Approved Budget for the Contract.

**ARCC** – Allowable Range of Contract Cost.

**BAC** – Bids and Awards Committee.

**Bid** – A signed offer or proposal to undertake a contract submitted by a bidder in response to and in consonance with the requirements of the bidding documents. Also referred to as *Proposal* and *Tender*. (2016 revised IRR, Section 5[c])

**Bidder** – Refers to a contractor, manufacturer, supplier, distributor and/or consultant who submits a bid in response to the requirements of the Bidding Documents. (2016 revised IRR, Section 5[d])

**Bidding Documents** – The documents issued by the Procuring Entity as the bases for bids, furnishing all information necessary for a prospective bidder to prepare a bid for the Goods, Infrastructure Projects, and/or Consulting Services required by the Procuring Entity. (2016 revised IRR, Section 5[e])

**BIR** – Bureau of Internal Revenue.

**BSP** – Bangko Sentral ng Pilipinas.

**CDA** – Cooperative Development Authority.

**Consulting Services** – Refer to services for Infrastructure Projects and other types of projects or activities of the GOP requiring adequate external technical and professional expertise that are beyond the capability and/or capacity of the GOP to undertake such as, but not limited to: (i) advisory and review services; (ii) pre-investment or feasibility studies; (iii) design; (iv) construction supervision; (v) management and related services; and (vi) other technical services or special studies. (2016 revised IRR, Section 5[i])

**Contract** – Refers to the agreement entered into between the Procuring Entity and the Supplier or Manufacturer or Distributor or Service Provider for procurement of Goods and Services; Contractor for Procurement of Infrastructure Projects; or Consultant or Consulting Firm for Procurement of Consulting Services; as the case may be, as recorded in the Contract Form signed by the parties, including all attachments and appendices thereto and all documents incorporated by reference therein.

**Contractor** – is a natural or juridical entity whose proposal was accepted by the Procuring Entity and to whom the Contract to execute the Work was awarded. Contractor as used in these Bidding Documents may likewise refer to a supplier, distributor, manufacturer, or consultant.

**CPI** – Consumer Price Index.

**DOLE** – Department of Labor and Employment.

**DTI** – Department of Trade and Industry.

**Foreign-funded Procurement or Foreign-Assisted Project** – Refers to procurement whose funding source is from a foreign government, foreign or international financing institution as specified in the Treaty or International or Executive Agreement. (2016 revised IRR, Section 5[b]).

**GFI** – Government Financial Institution.

**GOCC** – Government-owned and/or –controlled corporation.

**Goods** – Refer to all items, supplies, materials and general support services, except Consulting Services and Infrastructure Projects, which may be needed in the transaction of public businesses or in the pursuit of any government undertaking, project or activity, whether in the nature of equipment, furniture, stationery, materials for construction, or personal property of any kind, including non-personal or contractual services such as the repair and maintenance of equipment and furniture, as well as trucking, hauling, janitorial, security, and related or analogous services, as well as procurement of materials and supplies provided by the Procuring Entity for such services. The term “related” or “analogous services” shall include, but is not limited to, lease or purchase of office space, media advertisements, health maintenance services, and other services essential to the operation of the Procuring Entity. (2016 revised IRR, Section 5[r])

**GOP** – Government of the Philippines.

**Infrastructure Projects** – Include the construction, improvement, rehabilitation, demolition, repair, restoration or maintenance of roads and bridges, railways, airports, seaports, communication facilities, civil works components of information technology projects, irrigation, flood control and drainage, water supply, sanitation, sewerage and solid waste management systems, shore protection, energy/power and electrification facilities, national buildings, school buildings, hospital buildings, and other related construction projects of the government. Also referred to as *civil works or works*. (2016 revised IRR, Section 5[u])

**LGUs** – Local Government Units.

**NFCC** – Net Financial Contracting Capacity.

**NGA** – National Government Agency.

**PCAB** – Philippine Contractors Accreditation Board.

**PhilGEPS** - Philippine Government Electronic Procurement System.

**Procurement Project** – refers to a specific or identified procurement covering goods, infrastructure project or consulting services. A Procurement Project shall be described, detailed, and scheduled in the Project Procurement Management Plan prepared by the agency which shall be consolidated in the procuring entity's Annual Procurement Plan. (GPPB Circular No. 06-2019 dated 17 July 2019)

**PSA** – Philippine Statistics Authority.

**SEC** – Securities and Exchange Commission.

**SLCC** – Single Largest Completed Contract.

**UN** – United Nations.



## ***Section I. Invitation to Bid***

### **Notes on the Invitation to Bid**

The Invitation to Bid (IB) provides information that enables potential Bidders to decide whether to participate in the procurement at hand. The IB shall be posted in accordance with Section 21.2 of the 2016 revised IRR of RA No. 9184.

Apart from the essential items listed in the Bidding Documents, the IB should also indicate the following:

- a. The date of availability of the Bidding Documents, which shall be from the time the IB is first advertised/posted until the deadline for the submission and receipt of bids;
- b. The place where the Bidding Documents may be acquired or the website where it may be downloaded;
- c. The deadline for the submission and receipt of bids; and
- d. Any important bid evaluation criteria.

The IB should be incorporated into the Bidding Documents. The information contained in the IB must conform to the Bidding Documents and in particular to the relevant information in the Bid Data Sheet.



February 28, 2024

## Invitation to Bid

No.	Project No.	Project Name	Location	Amount	Duration Cal. Days	Office	Source Fund
<b><u>Building – Small B</u></b>							
1	24-00020	Proposed Construction of School Covered Court at President Corazon C. Aquino Elementary School at Barangay Batasan Hills	Batasan Hills	23,192,740.97	360	Engineering Department	Special Education Fund (Local School Board)
2	24-00021	Proposed Waterproofing and Rehabilitation of Decks at Quezon City Experience Museum in Quezon Memorial Circle	Central	26,271,089.46	120	Engineering Department	Engineering
3	24-00022	Proposed Rehabilitation of Various Building at Alejandro Roces Sr. Science and Technology High School in Barangay Obrero	Obrero	27,666,956.44	120	Engineering Department	Special Education Fund (Local School Board)
<b><u>Building – Medium A</u></b>							
4	24-00023	Proposed Rehabilitation of Gymnasium at Quezon City Science High School in Barangay Sto. Cristo	Sto. Cristo	30,657,831.81	60	Engineering Department	Special Education Fund (Local School Board)
5	24-00024	Proposed Construction of Two (2) Storey Multi-Purpose Building at St. Bartholomew Street, Sacred Heart Village I, Barangay Pasong Putik Proper	Pasong Putik Proper	33,700,369.09	240	Engineering Department	20% Community Development Fund
6	24-00025	Proposed Construction of Three (3) Storey Fire Sub-Station at Barangay Masambong	Masambong	47,186,969.83	300	Engineering Department	Engineering
7	24-00026	Proposed Construction of FUTSAL Court at Quezon Memorial Circle	Central	51,983,774.07	360	Engineering Department	Engineering
8	24-00027	Proposed Construction of Three (3) Storey Multi-Purpose Building (Parking, Offices and Basketball Court) at Barangay Pasong Putik Proper	Pasong Putik Proper	84,991,234.43	420	Engineering Department	20% Community Development Fund
<b><u>Building – Large A</u></b>							
9	24-00028	Proposed Construction of Housing 32-Balingasa High Rise Housing (Phase 2) at Barangay Balingasa	Balingasa	409,877,594.86	720	City Architect	2023 AB - Housing Community Development and Resettlement Department

<b><u>Park – Small B</u></b>							
10	24-00029	Proposed Greening and Beautification of Various Barangays	Bayanihan, Sto. Domingo, Quirino 3A	3,568,732.91	60	Parks Development and Administration Department	20% Community Development Fund
11	24-00030	Proposed Urban Greening and Revitalization of Scout Reyes Street Corner Scout Chuatoco Street	Paligsahan	6,204,150.10	90	Parks Development and Administration Department	20% Community Development Fund
12	24-00031	Proposed Urban Greening of Palmera Homes Phase 1 Park	Sta. Monica	8,456,964.86	150	Parks Development and Administration Department	20% Community Development Fund
13	24-00032	Proposed Urban Greening and Revitalization of Chico Street	Quirino 2-A	14,003,297.70	180	Parks Development and Administration Department	20% Community Development Fund
14	24-00033	Proposed Installation of Park Ownership Markers in Quezon City Parks	Various Barangays	15,615,878.90	120	Parks Development and Administration Department	Engineering Department
<b><u>Park – Medium A</u></b>							
15	24-00034	Proposed Redevelopment of Buenamar Plaza at Quirino Highway	Novaliches Proper	67,069,800.62	360	Parks Development and Administration Department	Engineering Department
<b><u>Road – Small B</u></b>							
16	24-00035	Proposed Rehabilitation of Road and Drainage at Pook Pag-Asa HOA Inc. in Barangay Batasan Hills	Batasan Hills	5,543,843.04	45	Engineering Department	20% Community Development Fund
17	24-00036	Proposed Rehabilitation of Road and Drainage at Amsterdam, Algiers, and Aberdeen Street at Palmera Homes IV Subdivision in Barangay Sta. Monica	Sta. Monica	23,597,188.54	60	Engineering Department	20% Community Development Fund
<b><u>Road – Medium A</u></b>							
18	24-00037	Proposed Rehabilitation of Drainage System along Elliptical Road	Various Barangays (Vasra, Project 6, Central and Old Capitol Site)	47,829,818.66	150	Engineering Department	20% Community Development Fund
19	24-00038	Proposed Bike Lane and Sidewalk Improvement at Elliptical Road (Phase 2)	Various Barangays (Vasra, Project 6, Central and Old Capitol Site)	76,567,030.21	180	Engineering Department	20% Community Development Fund

1. The **QUEZON CITY LOCAL GOVERNMENT**, through *funding source of various years* intends to apply the sum stated above being the Approved Budget for the Contract (ABC) to payments under the contract *for the above stated Projects*. Bids received in excess of the ABC shall be automatically rejected at bid opening.



2. The **QUEZON CITY LOCAL GOVERNMENT** now invites bids for the above Procurement Project. Completion of the Works is required *as stated above*. Bidders should have completed a contract similar to the Project. The description of an eligible bidder is contained in the Bidding Documents, particularly, in Section II (Instructions to Bidders).
3. Bidding will be conducted through open competitive bidding procedures using non-discretionary "pass/fail" criterion as specified in the 2016 revised Implementing Rules and Regulations (IRR) of Republic Act (RA) No. 9184.
4. Interested bidders may obtain further information from **QUEZON CITY LOCAL GOVERNMENT – BAC Secretariat** and inspect the Bidding Documents at the address given below *weekdays from 8:00 am. – 5:00 p.m.*
5. A complete set of Bidding Documents may be acquired by interested bidders on **05 March 2024 (Tuesday)** from given address and website/s below *and upon payment of a non-refundable fee for the Bidding Documents, pursuant to the latest Guidelines issued by the GPPB*. The Procuring Entity shall allow the bidder to present its proof of payment for the fees *presented in person*.

**STANDARD RATES:**

Approved Budget for the Contract	Maximum Cost of Bidding Documents (in Philippine Peso)
More than 500,000 up to 1 Million	1,000.00
More than 1 Million up to 5 Million	5,000.00
More than 5 Million up to 10 Million	10,000.00
More than 10 Million up to 50 Million	25,000.00
More than 50 Million up to 500 Million	50,000.00
More than 500 Million	75,000.00

The following are the requirements for purchase of Bidding Documents;

1. PhilGEPS Registration Certificate (Platinum – 3 Pages)
2. Document Request List (DRL)
3. Authorization to purchase bidding documents
  - 3.1 Secretary's Certificate (for corporation)
  - 3.2 Special Power of Attorney (for sole proprietorship)
4. Notarized Joint Venture Agreement (if applicable)
5. Letter of Intent

It must be duly received by the BAC Secretariat at 2<sup>nd</sup> Floor, Procurement Department, Finance Building, Quezon City Hall Compound.

6. The **QC- BAC- INFRASTRUCTURE & CONSULTANCY** will hold a Pre-Bid Conference<sup>1</sup> on **March 13, 2024 at 10:00 AM at 2<sup>nd</sup> Floor, Procurement Department-Bidding Room, Finance Building, Quezon City Hall Compound** or we encourage the prospective bidders to join through our **Virtual Conference (ZOOM APP)** which shall be open to prospective bidders.

**Virtual Conference (ZOOM APP)**

**Meeting ID: 854 9489 0133**

**Password: 273320**

7. Bids must be duly received by the BAC Secretariat through manual submission at the office address as indicated below, on or before **April 04, 2024 – 9:00 AM**. Late bids shall not be accepted.
8. All bids must be accompanied by a bid security in any of the acceptable forms and in the amount stated in **ITB Clause 16**.

<sup>1</sup> May be deleted in case the ABC is less than One Million Pesos (PhP1,000,000) where the Procuring Entity may not hold a pre-bid conference.

9. Bid opening shall be on April 04, 2024 - 10:00 AM at 2<sup>nd</sup> Floor, Procurement Department-Bidding Room, Finance Building, Quezon City Hall Compound and/or via Zoom. Bids will be opened in the presence of the bidders' representatives who choose to attend the activity.

**Virtual Conference (ZOOM APP)**

**Meeting ID: 810 3646 5257**

**Password: 201522**

10. The *Quezon City Local Government* reserves the right to reject any and all bids, declare a failure of bidding, or not award the contract at any time prior to contract award in accordance with Sections 35.6 and 41 of the 2016 revised Implementing Rules and Regulations (IRR) of RA No. 9184, without thereby incurring any liability to the affected bidder or bidders.
11. For further information, please refer to:

**ATTY. DOMINIC B. GARCIA**

OIC, Procurement Department

2<sup>nd</sup> Floor, Procurement Department,

Finance Building, Quezon City Hall Compound

Elliptical Road, Barangay Central Diliman, Quezon City.

Tel. No. (02)8988-4242 loc. 8506/8710

Email Add: [bacinfra.procurement@quezoncity.gov.ph](mailto:bacinfra.procurement@quezoncity.gov.ph)

Website: [www.quezoncity.gov.ph](http://www.quezoncity.gov.ph)

12. You may visit the following websites:

For downloading of Bidding Documents: <https://quezoncity.gov.ph/public-notices/procurement/>

By:



**ARCH. LUCILLE H. CHUA, fuap, piep**  
Chairperson, BAC-Infra and Consultancy

## ***Section II. Instructions to Bidders***

### **Notes on the Instructions to Bidders**

This Section on the Instruction to Bidders (ITB) provides the information necessary for bidders to prepare responsive bids, in accordance with the requirements of the Procuring Entity. It also provides information on bid submission, eligibility check, opening and evaluation of bids, post-qualification, and on the award of contract.

## 1. Scope of Bid

The Procuring Entity, **Quezon City Government** invites Bids for the **PROPOSED REDEVELOPMENT OF BUENAMAR PLAZA AT QUIRINO HIGHWAY**, with Project Identification Number **24-00034**.

*[Note: The Project Identification Number is assigned by the Procuring Entity based on its own coding scheme and is not the same as the PhilGEPS reference number, which is generated after the posting of the bid opportunity on the PhilGEPS website.]*

The Procurement Project (referred to herein as “Project”) is for the construction of Works, as described in Section VI (Specifications).

## 2. Funding Information

2.1. The GOP through the source of funding as indicated below for **2024** in the amount of **Sixty Seven Million Sixty Nine Thousand Eight Hundred Pesos and 62/100 Cts. (P 67,069,800.62)**.

2.2. The source of funding is:

a. LGUs, the Annual or Supplemental Budget, as approved by the Sanggunian.

## 3. Bidding Requirements

The Bidding for the Project shall be governed by all the provisions of RA No. 9184 and its 2016 revised IRR, including its Generic Procurement Manual and associated policies, rules and regulations as the primary source thereof, while the herein clauses shall serve as the secondary source thereof.

Any amendments made to the IRR and other GPPB issuances shall be applicable only to the ongoing posting, advertisement, or invitation to bid by the BAC through the issuance of a supplemental or bid bulletin.

The Bidder, by the act of submitting its Bid, shall be deemed to have inspected the site, determined the general characteristics of the contracted Works and the conditions for this Project, such as the location and the nature of the work; (b) climatic conditions; (c) transportation facilities; (c) nature and condition of the terrain, geological conditions at the site communication facilities, requirements, location and availability of construction aggregates and other materials, labor, water, electric power and access roads; and (d) other factors that may affect the cost, duration and execution or implementation of the contract, project, or work and examine all instructions, forms, terms, and project requirements in the Bidding Documents.

## 4. Corrupt, Fraudulent, Collusive, Coercive, and Obstructive Practices

The Procuring Entity, as well as the Bidders and Contractors, shall observe the highest standard of ethics during the procurement and execution of the contract. They or through an agent shall not engage in corrupt, fraudulent, collusive, coercive, and

obstructive practices defined under Annex “P” of the 2016 revised IRR of RA No. 9184 or other integrity violations in competing for the Project.

## 5. Eligible Bidders

- 5.1. Only Bids of Bidders found to be legally, technically, and financially capable will be evaluated.
- 5.2. The Bidder must have an experience of having completed a Single Largest Completed Contract (SLCC) that is similar to this Project, equivalent to at least fifty percent (50%) of the ABC adjusted, if necessary, by the Bidder to current prices using the PSA’s CPI, except under conditions provided for in Section 23.4.2.4 of the 2016 revised IRR of RA No. 9184.

A contract is considered to be “similar” to the contract to be bid if it has the major categories of work stated in the **BDS**.

- 5.3. For Foreign-funded Procurement, the Procuring Entity and the foreign government/foreign or international financing institution may agree on another track record requirement, as specified in the Bidding Document prepared for this purpose.
- 5.4. The Bidders shall comply with the eligibility criteria under Section 23.4.2 of the 2016 IRR of RA No. 9184.

## 6. Origin of Associated Goods

There is no restriction on the origin of Goods other than those prohibited by a decision of the UN Security Council taken under Chapter VII of the Charter of the UN.

## 7. Subcontracts

- 7.1. The Bidder may subcontract portions of the Project to the extent allowed by the Procuring Entity as stated herein, but in no case more than fifty percent (50%) of the Project.

The Procuring Entity has prescribed that:

### a. Subcontracting is not allowed.

- 7.1. *[If Procuring Entity has determined that subcontracting is allowed during the bidding , state:]* The Bidder must submit together with its Bid the documentary requirements of the subcontractor(s) complying with the eligibility criterial stated in **ITB** Clause 5 in accordance with Section 23.4 of the 2016 revised IRR of RA No. 9184 pursuant to Section 23.1 thereof.
- 7.2. *[If subcontracting is allowed during the contract implementation stage, state:]* The Supplier may identify its subcontractor during the contract implementation stage. Subcontractors identified during the bidding may be changed during the implementation of this Contract. Subcontractors must submit the documentary



requirements under Section 23.1 of the 2016 revised IRR of RA No. 9184 and comply with the eligibility criteria specified in **ITB** Clause 5 to the implementing or end-user unit.

- 7.3. Subcontracting of any portion of the Project does not relieve the Contractor of any liability or obligation under the Contract. The Supplier will be responsible for the acts, defaults, and negligence of any subcontractor, its agents, servants, or workmen as fully as if these were the Contractor's own acts, defaults, or negligence, or those of its agents, servants, or workmen.

## **8. Pre-Bid Conference**

The Procuring Entity will hold a pre-bid conference for this Project on the specified date and time and either at its physical address on **March 13, 2024 at 10:00 AM at 2nd Floor, Procurement Department-Bidding Room, Finance Building, Quezon City Hall Compound** and/or we encourage the prospective bidders to join through our Virtual Conference (**ZOOM APP**) Meeting ID: 854 9489 0133 Password: 273320

## **9. Clarification and Amendment of Bidding Documents**

Prospective bidders may request for clarification on and/or interpretation of any part of the Bidding Documents. Such requests must be in writing and received by the Procuring Entity, either at its given address or through electronic mail indicated in the **IB**, at least ten (10) calendar days before the deadline set for the submission and receipt of Bids.

## **10. Documents Comprising the Bid: Eligibility and Technical Components**

- 10.1. The first envelope shall contain the eligibility and technical documents of the Bid as specified in **Section IX. Checklist of Technical and Financial Documents**.
- 10.2. If the eligibility requirements or statements, the bids, and all other documents for submission to the BAC are in foreign language other than English, it must be accompanied by a translation in English, which shall be authenticated by the appropriate Philippine foreign service establishment, post, or the equivalent office having jurisdiction over the foreign bidder's affairs in the Philippines. For Contracting Parties to the Apostille Convention, only the translated documents shall be authenticated through an apostille pursuant to GPPB Resolution No. 13-2019 dated 23 May 2019. The English translation shall govern, for purposes of interpretation of the bid.
- 10.3. A valid PCAB License is required, and in case of joint ventures, a valid special PCAB License, and registration for the type and cost of the contract for this Project. Any additional type of Contractor license or permit shall be indicated in the **BDS**.
- 10.4. A List of Contractor's key personnel (e.g., Project Manager, Project Engineers, Materials Engineers, and Foremen) assigned to the contract to be bid, with their

complete qualification and experience data shall be provided. These key personnel must meet the required minimum years of experience set in the **BDS**.

- 10.5. A List of Contractor's major equipment units, which are owned, leased, and/or under purchase agreements, supported by proof of ownership, certification of availability of equipment from the equipment lessor/vendor for the duration of the project, as the case may be, must meet the minimum requirements for the contract set in the **BDS**.

## **11. Documents Comprising the Bid: Financial Component**

- 11.1. The second bid envelope shall contain the financial documents for the Bid as specified in **Section IX. Checklist of Technical and Financial Documents**.
- 11.2. Any bid exceeding the ABC indicated in paragraph 1 of the **IB** shall not be accepted.
- 11.3. For Foreign-funded procurement, a ceiling may be applied to bid prices provided the conditions are met under Section 31.2 of the 2016 revised IRR of RA No. 9184.

## **12. Alternative Bids**

Bidders shall submit offers that comply with the requirements of the Bidding Documents, including the basic technical design as indicated in the drawings and specifications. Unless there is a value engineering clause in the **BDS**, alternative Bids shall not be accepted.

## **13. Bid Prices**

All bid prices for the given scope of work in the Project as awarded shall be considered as fixed prices, and therefore not subject to price escalation during contract implementation, except under extraordinary circumstances as determined by the NEDA and approved by the GPPB pursuant to the revised Guidelines for Contract Price Escalation guidelines.

## **14. Bid and Payment Currencies**

- 14.1. Bid prices may be quoted in the local currency or tradeable currency accepted by the BSP at the discretion of the Bidder. However, for purposes of bid evaluation, Bids denominated in foreign currencies shall be converted to Philippine currency based on the exchange rate as published in the BSP reference rate bulletin on the day of the bid opening.
- 14.2. *Payment of the contract price shall be made in:*
  - a. Philippine Pesos.

## **15. Bid Security**

- 15.1. The Bidder shall submit a Bid Securing Declaration or any form of Bid Security in the amount indicated in the **BDS**, which shall be not less than the percentage of the ABC in accordance with the schedule in the **BDS**.
- 15.2. The Bid and bid security **in no case shall exceed One Hundred Twenty (120) calendar days from the date of opening of bids, unless duly extended by the bidder upon the request of the Head of the Procuring Entity (HoPE) of the Quezon City Local Government**. Any bid not accompanied by an acceptable bid security shall be rejected by the Procuring Entity as non-responsive.

## **16. Sealing and Marking of Bids**

Each Bidder shall submit one copy of the first and second components of its Bid.

The Procuring Entity may request additional hard copies and/or electronic copies of the Bid. However, failure of the Bidders to comply with the said request shall not be a ground for disqualification.

If the Procuring Entity allows the submission of bids through online submission to the given website or any other electronic means, the Bidder shall submit an electronic copy of its Bid, which must be digitally signed. An electronic copy that cannot be opened or is corrupted shall be considered non-responsive and, thus, automatically disqualified.

## **17. Deadline for Submission of Bids**

The Bidders shall submit on the specified date and time and either at its physical address or through online submission as indicated in paragraph 5 of the **IB**.

## **18. Opening and Preliminary Examination of Bids**

- 18.1. The BAC shall open the Bids in public at the time, on the date, and at the place specified in paragraph 9 of the **IB**. The Bidders' representatives who are present shall sign a register evidencing their attendance. In case videoconferencing, webcasting or other similar technologies will be used, attendance of participants shall likewise be recorded by the BAC Secretariat.

In case the Bids cannot be opened as scheduled due to justifiable reasons, the rescheduling requirements under Section 29 of the 2016 revised IRR of RA No. 9184 shall prevail.

- 18.2. The preliminary examination of Bids shall be governed by Section 30 of the 2016 revised IRR of RA No. 9184.

## **19. Detailed Evaluation and Comparison of Bids**

- 19.1. The Procuring Entity's BAC shall immediately conduct a detailed evaluation of all Bids rated "*passed*" using non-discretionary pass/fail criteria. The BAC

shall consider the conditions in the evaluation of Bids under Section 32.2 of 2016 revised IRR of RA No. 9184.

- 19.2. If the Project allows partial bids, all Bids and combinations of Bids as indicated in the **BDS** shall be received by the same deadline and opened and evaluated simultaneously so as to determine the Bid or combination of Bids offering the lowest calculated cost to the Procuring Entity. Bid Security as required by **ITB** Clause 15 shall be submitted for each contract (lot) separately.
- 19.3. In all cases, the NFCC computation pursuant to Section 23.4.2.6 of the 2016 revised IRR of RA No. 9184 must be sufficient for the total of the ABCs for all the lots participated in by the prospective Bidder.

## **20. Post Qualification**

Within a non-extendible period of five (5) calendar days from receipt by the Bidder of the notice from the BAC that it submitted the Lowest Calculated Bid, the Bidder shall submit its latest income and business tax returns filed and paid through the BIR Electronic Filing and Payment System (eFPS), and other appropriate licenses and permits required by law and stated in the **BDS**.

## **21. Signing of the Contract**

The documents required in Section 37.2 of the 2016 revised IRR of RA No. 9184 shall form part of the Contract. Additional Contract documents are indicated in the **BDS**.

## ***Section III. Bid Data Sheet***

### **Notes on the Bid Data Sheet (BDS)**

The Bid Data Sheet (BDS) consists of provisions that supplement, amend, or specify in detail, information, or requirements included in the ITB found in Section II, which are specific to each procurement.

This Section is intended to assist the Procuring Entity in providing the specific information in relation to corresponding clauses in the ITB and has to be prepared for each specific procurement.

The Procuring Entity should specify in the BDS information and requirements specific to the circumstances of the Procuring Entity, the processing of the procurement, and the bid evaluation criteria that will apply to the Bids. In preparing the BDS, the following aspects should be checked:

- a. Information that specifies and complements provisions of the ITB must be incorporated.
- b. Amendments and/or supplements, if any, to provisions of the ITB as necessitated by the circumstances of the specific procurement, must also be incorporated.

# Bid Data Sheet

ITB Clause																																					
5.2	For this purpose, similar contracts shall refer to contracts which have the same major categories of work.																																				
7.1	<b>Subcontracting is not allowed.</b>																																				
10.3	<i>No additional contractor license or permit is required</i>  <i>In addition, eligible bidders shall qualify or comply with the following:</i>  1. Bidders with valid Philippine Contractors Accreditation Board (PCAB)  Type  <b>Park – Medium A</b>																																				
10.4	<table><tr><td colspan="4">The minimum work experience requirements for key personnel are the following:</td></tr><tr><td>Qty.</td><td>Key Personnel</td><td>General Experience</td><td>Relevant Experience</td></tr><tr><td>1</td><td>Project Engineer</td><td>3 years</td><td>3 years</td></tr><tr><td>1</td><td>DPWH duly accredited Materials Engineer</td><td>3 years</td><td>3 years</td></tr><tr><td>1</td><td>Electrical Engineer</td><td>3 years</td><td>3 years</td></tr><tr><td>1</td><td>Safety Officer</td><td>3 years</td><td>3 years</td></tr><tr><td>1</td><td>Construction Foreman</td><td>3 years</td><td>3 years</td></tr><tr><td>23</td><td>Skilled Laborers</td><td>3 years</td><td>3 years</td></tr><tr><td>23</td><td>Unskilled Laborers</td><td>1 year</td><td>3 months</td></tr></table> <i>In addition, the bidder must execute an affidavit of undertaking duly notarized stating that the foregoing personnel shall perform work exclusively for the project until its completion. Please see attached bid forms.</i>	The minimum work experience requirements for key personnel are the following:				Qty.	Key Personnel	General Experience	Relevant Experience	1	Project Engineer	3 years	3 years	1	DPWH duly accredited Materials Engineer	3 years	3 years	1	Electrical Engineer	3 years	3 years	1	Safety Officer	3 years	3 years	1	Construction Foreman	3 years	3 years	23	Skilled Laborers	3 years	3 years	23	Unskilled Laborers	1 year	3 months
The minimum work experience requirements for key personnel are the following:																																					
Qty.	Key Personnel	General Experience	Relevant Experience																																		
1	Project Engineer	3 years	3 years																																		
1	DPWH duly accredited Materials Engineer	3 years	3 years																																		
1	Electrical Engineer	3 years	3 years																																		
1	Safety Officer	3 years	3 years																																		
1	Construction Foreman	3 years	3 years																																		
23	Skilled Laborers	3 years	3 years																																		
23	Unskilled Laborers	1 year	3 months																																		
10.5	<table><tr><td colspan="3">The minimum major equipment requirements are the following:</td></tr><tr><td>Equipment</td><td>Capacity</td><td>Number of Units</td></tr><tr><td>Backhoe</td><td></td><td>1</td></tr><tr><td>Concrete Breaker</td><td></td><td>1</td></tr><tr><td>Mini Dump Truck / Elf</td><td></td><td>2</td></tr><tr><td>Dump Truck</td><td></td><td>2</td></tr><tr><td>Concrete Mixer (one bagger)</td><td></td><td>2</td></tr><tr><td>Concrete Vibrator</td><td></td><td>3</td></tr><tr><td>Generator</td><td></td><td>1</td></tr><tr><td>Welding Machine</td><td></td><td>4</td></tr><tr><td>Pumpcrete</td><td></td><td>1</td></tr><tr><td>Minor Tools</td><td></td><td>4 sets</td></tr></table> <i>In addition, the bidder must execute an affidavit of undertaking duly</i>	The minimum major equipment requirements are the following:			Equipment	Capacity	Number of Units	Backhoe		1	Concrete Breaker		1	Mini Dump Truck / Elf		2	Dump Truck		2	Concrete Mixer (one bagger)		2	Concrete Vibrator		3	Generator		1	Welding Machine		4	Pumpcrete		1	Minor Tools		4 sets
The minimum major equipment requirements are the following:																																					
Equipment	Capacity	Number of Units																																			
Backhoe		1																																			
Concrete Breaker		1																																			
Mini Dump Truck / Elf		2																																			
Dump Truck		2																																			
Concrete Mixer (one bagger)		2																																			
Concrete Vibrator		3																																			
Generator		1																																			
Welding Machine		4																																			
Pumpcrete		1																																			
Minor Tools		4 sets																																			

	<i>notarized stating that the foregoing equipment shall be used exclusively for the project until its completion. Please see attached bid forms.</i>
12	<i>[Insert Value Engineering clause if allowed.]</i>
15.1	<p>The bid security shall be in the form of a Bid Securing Declaration with project number, or any of the following forms and amounts:</p> <ul style="list-style-type: none"> <li>a) The amount of not less than Php 1,341,396.01 or equivalent to two percent (2%) of ABC if bid security is in cash, cashier's/manager's check, bank draft/guarantee or irrevocable letter of credit; or</li> <li>b) The amount of not less than Php 3,353,490.03 or equivalent to five percent (5%) of ABC if bid security is in Surety Bond.</li> </ul>
19.2	<b>Partial bid is not allowed.</b> The infrastructure project is packaged in a single lot and the lot shall not be divided into sub-lots for the purpose of bidding, evaluation, and contract award.
20	No additional requirement.
21	<p><b>Additional Contract Documents relevant to the Project as required:</b></p> <ol style="list-style-type: none"> <li><b>1. Construction Schedule and S-curve,</b></li> <li><b>2. Manpower Schedule,</b></li> <li><b>3. Construction Methods,</b></li> <li><b>4. Equipment Utilization Schedule,</b></li> <li><b>5. PERT/CPM or other acceptable tools of project scheduling, shall be included in the submission of Technical Proposal.</b></li> </ol>

## ***Section IV. General Conditions of Contract***

### **Notes on the General Conditions of Contract**

The General Conditions of Contract (GCC) in this Section, read in conjunction with the Special Conditions of Contract in Section V and other documents listed therein, should be a complete document expressing all the rights and obligations of the parties.

Matters governing performance of the Contractor, payments under the contract, or matters affecting the risks, rights, and obligations of the parties under the contract are included in the GCC and Special Conditions of Contract.

Any complementary information, which may be needed, shall be introduced only through the Special Conditions of Contract.



## **1. Scope of Contract**

This Contract shall include all such items, although not specifically mentioned, that can be reasonably inferred as being required for its completion as if such items were expressly mentioned herein. All the provisions of RA No. 9184 and its 2016 revised IRR, including the Generic Procurement Manual, and associated issuances, constitute the primary source for the terms and conditions of the Contract, and thus, applicable in contract implementation. Herein clauses shall serve as the secondary source for the terms and conditions of the Contract.

This is without prejudice to Sections 74.1 and 74.2 of the 2016 revised IRR of RA No. 9184 allowing the GPPB to amend the IRR, which shall be applied to all procurement activities, the advertisement, posting, or invitation of which were issued after the effectivity of the said amendment.

## **2. Sectional Completion of Works**

If sectional completion is specified in the **Special Conditions of Contract (SCC)**, references in the Conditions of Contract to the Works, the Completion Date, and the Intended Completion Date shall apply to any Section of the Works (other than references to the Completion Date and Intended Completion Date for the whole of the Works).

## **3. Possession of Site**

3.1 The Procuring Entity shall give possession of all or parts of the Site to the Contractor based on the schedule of delivery indicated in the **SCC**, which corresponds to the execution of the Works. If the Contractor suffers delay or incurs cost from failure on the part of the Procuring Entity to give possession in accordance with the terms of this clause, the Procuring Entity's Representative shall give the Contractor a Contract Time Extension and certify such sum as fair to cover the cost incurred, which sum shall be paid by Procuring Entity.

3.2 If possession of a portion is not given by the above date, the Procuring Entity will be deemed to have delayed the start of the relevant activities. The resulting adjustments in contract time to address such delay may be addressed through contract extension provided under Annex "E" of the 2016 revised IRR of RA No. 9184.

## **4. The Contractor's Obligations**

The Contractor shall employ the key personnel named in the Schedule of Key Personnel indicating their designation, in accordance with **ITB** Clause 10.3 and specified in the **BDS**, to carry out the supervision of the Works.

The Procuring Entity will approve any proposed replacement of key personnel only if their relevant qualifications and abilities are equal to or better than those of the personnel listed in the Schedule.

## **5. Performance Security**

- 5.1. Within ten (10) calendar days from receipt of the Notice of Award from the Procuring Entity but in no case later than the signing of the contract by both parties, the successful Bidder shall furnish the performance security in any of the forms prescribed in Section 39 of the 2016 revised IRR.
- 5.2. The Contractor, by entering into the Contract with the Procuring Entity, acknowledges the right of the Procuring Entity to institute action pursuant to RA No. 3688 against any subcontractor be they an individual, firm, partnership, corporation, or association supplying the Contractor with labor, materials and/or equipment for the performance of this Contract.

## **6. Site Investigation Reports**

The Contractor, in preparing the Bid, shall rely on any Site Investigation Reports referred to in the SCC supplemented by any information obtained by the Contractor.

## **7. Warranty**

- 7.1. In case the Contractor fails to undertake the repair works under Section 62.2.2 of the 2016 revised IRR, the Procuring Entity shall forfeit its performance security, subject its property(ies) to attachment or garnishment proceedings, and perpetually disqualify it from participating in any public bidding. All payables of the GOP in his favor shall be offset to recover the costs.
- 7.2. The warranty against Structural Defects/Failures, except that occasioned-on force majeure, shall cover the period from the date of issuance of the Certificate of Final Acceptance by the Procuring Entity. Specific duration of the warranty is found in the SCC.

## **8. Liability of the Contractor**

Subject to additional provisions, if any, set forth in the SCC, the Contractor's liability under this Contract shall be as provided by the laws of the Republic of the Philippines.

If the Contractor is a joint venture, all partners to the joint venture shall be jointly and severally liable to the Procuring Entity.

## **9. Termination for Other Causes**

Contract termination shall be initiated in case it is determined *prima facie* by the Procuring Entity that the Contractor has engaged, before, or during the implementation of the contract, in unlawful deeds and behaviors relative to contract acquisition and implementation, such as, but not limited to corrupt, fraudulent, collusive, coercive, and obstructive practices as stated in ITB Clause 4.

## **10. Dayworks**

Subject to the guidelines on Variation Order in Annex “E” of the 2016 revised IRR of RA No. 9184, and if applicable as indicated in the **SCC**, the Dayworks rates in the Contractor’s Bid shall be used for small additional amounts of work only when the Procuring Entity’s Representative has given written instructions in advance for additional work to be paid for in that way.

## **11. Program of Work**

- 11.1. The Contractor shall submit to the Procuring Entity’s Representative for approval the said Program of Work showing the general methods, arrangements, order, and timing for all the activities in the Works. The submissions of the Program of Work are indicated in the **SCC**.
- 11.2. The Contractor shall submit to the Procuring Entity’s Representative for approval an updated Program of Work at intervals no longer than the period stated in the **SCC**. If the Contractor does not submit an updated Program of Work within this period, the Procuring Entity’s Representative may withhold the amount stated in the **SCC** from the next payment certificate and continue to withhold this amount until the next payment after the date on which the overdue Program of Work has been submitted.

## **12. Instructions, Inspections and Audits**

The Contractor shall permit the GOP or the Procuring Entity to inspect the Contractor’s accounts and records relating to the performance of the Contractor and to have them audited by auditors of the GOP or the Procuring Entity, as may be required.

## **13. Advance Payment**

The Procuring Entity shall, upon a written request of the Contractor which shall be submitted as a Contract document, make an advance payment to the Contractor in an amount not exceeding fifteen percent (15%) of the total contract price, to be made in lump sum, or at the most two installments according to a schedule specified in the **SCC**, subject to the requirements in Annex “E” of the 2016 revised IRR of RA No. 9184.

## **14. Progress Payments**

The Contractor may submit a request for payment for Work accomplished. Such requests for payment shall be verified and certified by the Procuring Entity’s Representative/Project Engineer. Except as otherwise stipulated in the **SCC**, materials and equipment delivered on the site but not completely put in place shall not be included for payment.

## **15. Operating and Maintenance Manuals**

- 15.1. If required, the Contractor will provide “as built” Drawings and/or operating and maintenance manuals as specified in the **SCC**.

- 15.2. If the Contractor does not provide the Drawings and/or manuals by the dates stated above, or they do not receive the Procuring Entity's Representative's approval, the Procuring Entity's Representative may withhold the amount stated in the **SCC** from payments due to the Contractor.

## ***Section V. Special Conditions of Contract***

### **Notes on the Special Conditions of Contract**

Similar to the BDS, the clauses in this Section are intended to assist the Procuring Entity in providing contract-specific information in relation to corresponding clauses in the GCC found in Section IV.

The Special Conditions of Contract (SCC) complement the GCC, specifying contractual requirements linked to the special circumstances of the Procuring Entity, the Procuring Entity's country, the sector, and the Works procured. In preparing this Section, the following aspects should be checked:

- a. Information that complements provisions of the GCC must be incorporated.
- b. Amendments and/or supplements to provisions of the GCC as necessitated by the circumstances of the specific purchase, must also be incorporated.

However, no special condition which defeats or negates the general intent and purpose of the provisions of the GCC should be incorporated herein.

# Special Conditions of Contract

GCC Clause	
2	Completion of work shall be within 360 calendar days.
4.1	The Procuring Entity shall give possession of all parts of the Site to the Contractor upon receipt of the Notice to Proceed.
6	The site investigation reports are: <i>[list here the required site investigation reports.]</i>
7.2	<p><i>[Select one, delete the other.]</i></p> <p><i>[In case of permanent structures, such as buildings of types 4 and 5 as classified under the National Building Code of the Philippines and other structures made of steel, iron, or concrete which comply with relevant structural codes (e.g., DPWH Standard Specifications), such as, but not limited to, steel/concrete bridges, flyovers, aircraft movement areas, ports, dams, tunnels, filtration and treatment plants, sewerage systems, power plants, transmission and communication towers, railway system, and other similar permanent structures:]</i> Fifteen (15) years.</p> <p><i>[In case of semi-permanent structures, such as buildings of types 1, 2, and 3 as classified under the National Building Code of the Philippines, concrete/asphalt roads, concrete river control, drainage, irrigation lined canals, river landing, deep wells, rock causeway, pedestrian overpass, and other similar semi-permanent structures:]</i> Five (5) years.</p> <p><i>[In case of other structures, such as bailey and wooden bridges, shallow wells, spring developments, and other similar structures:]</i> Two (2) years.</p>
10	Dayworks are applicable at the rate shown in the Contractor's original Bid.
13	The amount of the advance payment is no more than fifteen percent (15%) of the Contract Price subject to approval by the HOPE and compliance with the conditions under RA 9184 and its IRR.
14	No further instructions.
15.1	<p>The date by which operating and maintenance manuals are required is <i>thirty (30) days</i></p> <p>The date by which "as built" drawings are required as part of final payment</p>
15.2	The amount to be withheld for failing to produce "as built" drawings and/or operating and maintenance manuals by the date required is ten (10%) percent of the contract price.

## ***Section VI. Specifications***

### **Notes on Specifications**

A set of precise and clear specifications is a prerequisite for Bidders to respond realistically and competitively to the requirements of the Procuring Entity without qualifying or conditioning their Bids. In the context of international competitive bidding, the specifications must be drafted to permit the widest possible competition and, at the same time, present a clear statement of the required standards of workmanship, materials, and performance of the goods and services to be procured. Only if this is done will the objectives of economy, efficiency, and fairness in procurement be realized, responsiveness of Bids be ensured, and the subsequent task of bid evaluation facilitated. The specifications should require that all goods and materials to be incorporated in the Works be new, unused, of the most recent or current models, and incorporate all recent improvements in design and materials unless provided otherwise in the Contract.

Samples of specifications from previous similar projects are useful in this respect. The use of metric units is mandatory. Most specifications are normally written specially by the Procuring Entity or its representative to suit the Works at hand. There is no standard set of Specifications for universal application in all sectors in all regions, but there are established principles and practices, which are reflected in these PBDs.

There are considerable advantages in standardizing General Specifications for repetitive Works in recognized public sectors, such as highways, ports, railways, urban housing, irrigation, and water supply, in the same country or region where similar conditions prevail. The General Specifications should cover all classes of workmanship, materials, and equipment commonly involved in construction, although not necessarily to be used in a particular Works Contract. Deletions or addenda should then adapt the General Specifications to the particular Works.

Care must be taken in drafting specifications to ensure that they are not restrictive. In the specification of standards for goods, materials, and workmanship, recognized international standards should be used as much as possible. Where other particular standards are used, whether national standards or other standards, the specifications should state that goods, materials, and workmanship that meet other authoritative standards, and which ensure substantially equal or higher quality than the standards mentioned, will also be acceptable. The following clause may be inserted in the SCC.

#### **Sample Clause: Equivalency of Standards and Codes**

Wherever reference is made in the Contract to specific standards and codes to be met by the goods and materials to be furnished, and work performed or tested, the provisions of the latest current edition or revision of the relevant standards and codes in effect shall apply, unless otherwise expressly stated in the Contract. Where such standards and codes are national, or relate to a particular country or region, other authoritative standards that ensure a substantially equal or higher quality than the standards and codes specified will be accepted

subject to the Procuring Entity's Representative's prior review and written consent. Differences between the standards specified and the proposed alternative standards shall be fully described in writing by the Contractor and submitted to the Procuring Entity's Representative at least twenty-eight (28) days prior to the date when the Contractor desires the Procuring Entity's Representative's consent. In the event the Procuring Entity's Representative determines that such proposed deviations do not ensure substantially equal or higher quality, the Contractor shall comply with the standards specified in the documents.

These notes are intended only as information for the Procuring Entity or the person drafting the Bidding Documents. They should not be included in the final Bidding Documents.





Republika ng Pilipinas  
Lungsod Quezon

PARKS DEVELOPMENT & ADMINISTRATION DEPARTMENT



PROJECT TITLE : PROPOSED REDEVELOPMENT OF BUENAMAR PLAZA AT QUIRINO HIGHWAY  
LOCATION : BARANGAY NOVALICHES PROPER, DISTRICT 5, QUEZON CITY

**TECHNICAL SPECIFICATIONS**

**I. GENERAL REQUIREMENTS**

- A. Comply with the current and existing laws, ordinances and applicable codes, rules and regulations, and standards. Any works performed contrary to the existing laws, rules and regulations, ordinances and standards without notice shall bear all cost arising therefrom.
- B. Drawings, specifications, codes and standards are minimum requirements. Where requirements differ, the more stringent apply.
- C. Should there be any change(s) in drawings or specifications, it is required to comply with the governing regulations, notify the implementing agency.
- D. Photographs shall be taken as, when and where directed at intervals of not more than one month. The photographs shall be sufficient in number and location, to record the exact progress of the works. The photographs shall be retained and will become the property of the Government.
- E. Site verification / inspection shall be conducted to validate the scope of works. No extra compensation and extension of time shall be given due to negligence or inadvertence.
- F. The quality of materials shall be of the best grade of their respective kinds for the purpose. The work shall also be performed in the best and most capable manner in strict accordance with requirements of the plans and details. All materials not conforming to the requirements of these specifications shall be considered as defective.
- G. All equipment and installations shall meet or exceed minimum requirements of the standards and codes.
- H. Mobilization and Demobilization (if applicable)
  1. Mobilization shall include all activities and related costs for transportation of personnel, equipment, and operating supplies to the site; establishment of offices, buildings, and other necessary general facilities for the operations at the site.
  2. Demobilization shall include all activities and costs for transportation of personnel, equipment, and supplies not anymore required within the construction site including the disassembly, removal and site clean-up of offices and other facilities assembled on the site specifically for this contract.
- I. Execute work in strict accordance with the best practices of the trades in a thorough, substantial workmanlike manner by competent workmen. Provide a competent, experienced, full-time supervisor who is authorized to make decisions on behalf of the Contractor.
- J. Temporary Facilities and Utilities
  1. All facilities shall be near the job site, where necessary and shall conform to the best standard for the required types.
  2. Temporary facilities shall be provided and maintained including sanitary facilities and first aid stations.

3. Temporary utilities shall be sufficiently provided until the completion of the project such as water, power and communication.
  4. Temporary enclosure shall be provided around the construction site with adequate guard lights, railings and proper signage.
  5. Temporary roadways shall be constructed and maintained to sustain loads to be carried on them during the entire construction period.
  6. Upon completion of the work, the temporary facilities shall be demolished, hauled-out and disposed properly.
- K. Adequate construction safety and health protection shall be provided at all times during the execution of work to both workers and property
1. A fully-trained Medical Aide shall be employed permanently on the site who shall be engaged solely to medical duties.
  2. The medical room shall be provided with waterproofing; it could be a building or room designated and used exclusively for the purpose and have a floor area of at least 1.5 square meters and a glazed window area of at least 2 square meters.
  3. The location of the medical room and any other arrangements shall be made known to all employees by posting on prominent locations and suitable notices in the site.
  4. Additional safety precautions shall be provided in the event of a pandemic. Protocols set forth by the government shall be strictly followed.
  5. Personal Protective Equipment (PPE) shall consist of safety helmet/hard hat, safety reflectorized vest, safety insulated gloves, dust mask, safety shoes, safety goggles, and safety harness. Every skilled and unskilled worker, and the project foreman shall be provided PPE by the Contractor. Consideration of quantity shall be made for the Project Engineer, Materials Engineer, Safety Officer/Practitioner (as required) and project driver.
  6. Construction safety materials shall consist of safety net, fire extinguisher and safety signage and posters.
- L. Necessary protections to the adjacent property shall be provided to avoid untoward incidents / accidents.
- M. Final cleaning of the work shall be employed prior to the final inspection for the certification of final acceptance. Final cleaning shall be applied on each surface or unit of work and shall be of condition expected for a building cleaning and maintenance program.

## **II. SITE WORKS**

- A. All grades, lines, levels and dimensions shall be verified as indicated on the plans and details. Any discrepancies or inconsistencies shall be reported before commencing work.
- B. This item shall consist of the removal wholly or in part, and satisfactory disposal of all buildings, fences, structures, old pavements, abandoned pipe lines, and any other obstructions which are not designated or permitted to remain, except for the obstructions to be removed and disposed of under other items in the Contract.

Removal and/or demolition of existing structures shall be done in accordance to safety procedures.

- C. All excavations shall be made to grade as indicated in the plans. Whenever water is encountered in the excavation process, it shall be removed by pumping, care being taken that the surrounding soil particles are not disturbed or removed.

The Contractor shall notify the Engineer sufficiently in advance of the beginning of any excavation so that cross-sectional elevations and measurements may be taken on the undisturbed ground. The natural ground adjacent to the structure shall not be disturbed without permission of the Engineer.

Trenches or foundation pits for structures or structure footings shall be excavated to the lines and grades or elevations shown on the Plans or as staked by the Engineer. They shall be of sufficient size to permit the placing of structures or structure footings of the full width and length shown. The elevations of the bottoms of footings, as shown on the Plans, shall be considered as approximate only and the Engineer may order, in writing, such changes in dimensions or elevations of footings as may be deemed necessary, to secure a satisfactory foundation.

Boulders, logs, and other objectionable materials encountered in excavation shall be removed.

After each excavation is completed, the Contractor shall notify the Engineer to that effect and no footing, bedding material or pipe culvert shall be placed until the Engineer has approved the depth of excavation and the character of the foundation material.

- D All excavated materials, so far as suitable, shall be utilized as backfill. The surplus materials shall be disposed of in such manner as not to obstruct the stream or otherwise impair the efficiency or appearance of the structure. No excavated materials shall be deposited at any time so as to endanger the partly finished structure.

All backfills shall be placed in layers not exceeding to 150mm in thickness and each layer shall be thoroughly compacted by wetting, tamping and rolling.

### III. CIVIL / STRUCTURAL WORKS

#### A. CONCRETE WORKS

- 1 Delivery, Storage, and Handling: All materials shall be so delivered, stored, and handled as to prevent the inclusion of foreign materials and the damage of materials by water or breakage. Package materials shall be delivered and stored in original packages until ready to be used. Packages or materials showing evidence of water or other damage shall be rejected.
- 2 Unless otherwise specified herein, concrete works shall conform to the requirements of the ACI Building Code. Full cooperation shall be given on trades to install embedded items. Provisions shall be made for setting items not placed in the forms. Before concrete is placed, embedded items shall have been inspected and tested for concrete aggregates and other materials shall have been done.
3. Materials
  - a Cement for concrete shall conform to the requirements of specifications for Portland Cement (ASTM C - 150).
  - b. Water used in mixing concrete shall be clean and free from other injurious amounts of oils, acids, alkaline, organic materials or other substances that may be deleterious to concrete or steel.
  - c Fine aggregates shall be beach or river sand conforming to ASTM C33, "Specification for Concrete Aggregates". Sand particles shall be coarse, sharp, clean free from salt, dust, loam, dirt and all foreign matters.
  - d. Coarse aggregates shall be either natural gravel or crushed rock conforming to the "Specifications for Concrete Aggregates (ASTM C33). The minimum size of aggregates shall be larger than one fifth (1/5) of the narrowest dimensions between sides of the forms within which the concrete is to be cast nor larger than three fourths (3/4) of the minimum clear spacing between reinforcing bars or between reinforcing bars and forms.
- 4 Proportioning and Mixing
  - a. Proportioning and mixing of concrete shall conform to the requirements for Item 405 of the standard specification with the following proportions:

Cement:Sand: Gravel  
Class 'A' - 1:2: 3

Class "B" - 1:2:4

- b. Concrete mixture to be used for concrete shall conform with the structural requirements.
- c. Mixing - concrete shall be machine mixed. Mixing shall begin within 30 minutes after the cement has been added to the aggregates.

5. Forms

- a. General - Forms shall be used whatever necessary to confine the concrete and shape it to the required lines, or to insure the concrete of contamination with materials caving from adjacent, excavated surfaces. Forms shall have sufficient strength to withstand the pressure resulting from placement and vibration of the concrete, and shall be maintained rigidly in correct position. Forms shall be sufficiently tight to prevent loss of mortar from the concrete. Forms shall be  $\frac{1}{4}$ " (6mm) thick ordinary plywood and form lumber.
- b. Cleaning of Forms - before placing the concrete, the contact surfaces of the formed shall be cleaned of encrustations of mortar, the grout or other foreign material.
- c. Removal of Forms - forms shall be removed in a manner which will prevent damage to the concrete. Forms shall not be removed without approval. Any repairs of surface imperfections shall be formed at once and airing shall be started as soon as the surface is sufficiently hard to permit it without further damage.

6. Placing Reinforcement:

Steel reinforcement shall be provided as indicated, together with all necessary tie wires, chairs, spacers, supports and other devices necessary to install and secure the reinforcement properly. All reinforcement, when placed, shall be free from loose, flaky rust and scale, oil, grease, clay and other coating and foreign substances that would reduce or destroy its bond with concrete. Reinforcement shall be placed accurately and secured in place by use of metal or concrete supports, spacers and ties. Such supports shall be used in such manner that they will not be exposed or contribute in any way, to the discoloration or deterioration of the concrete.

7. Conveying and Placing Concrete

- a. Conveying - concrete shall be conveyed from mixer to forms as rapidly as applicable, by methods which will prevent segregation, or loss of ingredients. There will be no vertical drop greater than 1.5 meters except where suitable equipment is provided to prevent segregation and where specifically authorized.
- b. Placing - concrete shall be worked readily into the corners and angles of the forms and around all reinforcement and imbedded items without permitting the material to segregate. Concrete shall be deposited as close as possible to its final position in the forms so that flow within the mass does not exceed two (2) meters and consequently segregation is reduced to a minimum near forms or imbedded items, or elsewhere as directed, the discharge shall be so controlled that the concrete may be effectively compacted into horizontal layers not exceeding 30 centimeters in depth within the maximum lateral movement specified.
- c. Time interval between mixing and placing. Concrete shall be placed before initial set has occurred and before it has contained its water content for more than 45 minutes. No concrete mix shall be placed before 60 complete revolution of the machine mixer.
- d. Consolidation of Concrete - concrete shall be consolidated with the aid of mechanical vibrating equipment and supplemented by the hand spading and tamping. Vibrators shall not be inserted into lower courses that have commenced initial set; and reinforcement imbedded in concrete beginning to set or already set shall not be disturbed by vibrators. Consolidation around

major embedded parts shall by hand spading and tamping and vibrators shall not be used.

- e Placing Concrete through reinforcement - In placing concrete through reinforcement care shall be taken that no segregation of the coarse aggregate occurs. On the bottom of beams and slabs, where the congestion of steel near the forms makes placing difficult, a layer of mortar of the same cement-sand ratios as used in concrete shall be first deposited to cover the surfaces.

#### B. Curing

- a General - All concrete shall be moist cured for a period not less than seven (7) consecutive days by an approved method or combination applicable to local conditions
- b Moist Curing - The surface of the concrete shall be kept continuously wet by covering with burlap plastic or other approved materials thoroughly saturated with water and keeping the covering spraying or intermittent hosing

#### 9. Finishing

- a. Concrete surfaces shall not be plastered unless otherwise indicated. Exposed concrete surfaces shall be formed with plywood, and after removal of forms, the surfaces shall be smooth, true to line and shall present or finished appearance except for minor defects which can be easily repaired with patching with cement mortar, or can be ground to a smooth surface to remove all joint marks of the form works.
- b Concrete Slabs on Fill. The concrete slabs on fill shall be laid on a prepared foundation consisting of sub grade and granular fill with thickness equal to the thickness of the overlaying slab except when indicated

### B. MASONRY WORKS

#### 1. Masonry Units (Concrete Hollow Blocks):

- a. 100mm thick for all interior walls and 150mm thick for all exterior walls unless otherwise indicated.
- b. Use 400 psi for non-load bearing blocks and 700 psi for load bearing blocks where required.
- c. Where full height walls are constructed with concrete hollow blocks, those shall extend up to the bottom of beam or slab unless otherwise indicated on plans. Provide stiffener columns and lintel beams as specified in the structural drawings or as specified or as deemed required to assure a stabilized wall due to height and other considerations.

#### 2. Sand:

S-1, washed, clean and greenish in color

#### 3. Mortar:

One part Portland cement and two parts sand and water but not more than three parts sand and water.

#### 4. Reinforcement

The concrete hollow blocks shall be reinforced with 10mm diameter deformed bar spaced not more than 0.8m on centers, both ways.

#### 5. Plaster bond

The mixture of cement plaster for concrete hollow block wall finishes indicated in the drawings shall be one part Portland cement and three parts sand.

6. Floor Topping Preparation for Tilework. One part Portland cement and two parts sand and water but not more than three parts sand and water

## **C. METAL FABRICATION**

### **1. Materials:**

- a. Steel and Iron. If not specified otherwise, use standard mill-finished structural steel shapes or bar iron in compliance with AISC Specifications for Design, Fabrication and Erection of Structural Steel for buildings.
- b. Bolts, Nuts, Studs and Rivets. ASTM A 307 and A 325.
- c. Screws. Fed. Spec FF-S-85, Fed. Spec FF-S-92 and Fed. Spec. FF-S-111.
- d. Metal Purlins. High grade galvanized steel with minimum tensile strength of 275 MPa, 1.4mm in thickness or approved equal.

### **2. Fabrication:**

By mechanics skilled in the trade and in accordance with the manufacturer's directions. Metalwork shall be fabricated to allow for expansion and contraction of materials. Provide welding and bracing of adequate strength and durability, with tight, flush joints, dressed smooth and clean. Complete with bolts and nuts.

### **3. Metal Surfaces**

Surfaces shall be clean and free from all scale, flake, rust and rust pitting, well-formed and finished to shape and size, with sharp lines, angle and smooth surface. Shearing and punching shall leave clean true lines and surfaces. Weld or rivet permanent connections. Weld and flush rivets shall be used and finished flush smooth on surfaces that will be exposed after installation. Do not use screws or bolts where they can be avoided. when used, heads shall be countersunk, screwed up tight and threads nicked to prevent loosening.

### **4. Construction:**

Thickness of metals and details of assembly and supports shall give ample strength and stiffness for the minimum loads specified or indicated. Joints exposed to weather shall be formed to exclude water.

### **5. Welding:**

Use welding electrode E70xx and perform welding, welding inspection and corrective welding in accordance with AWS D1.1. Weld in a manner to prevent permanent distortion of the connected parts. Weld continuously along the entire area of contact (except where tack welding is permitted. Do not tack weld exposed to connections). Grind smooth visible weld in finished installation.

## **D. MOISTURE PROTECTION**

### **1. WATERPROOFING**

- a. Cementitious waterproofing powder mix shall be cement-based, aggregate-type, heavy duty, waterproof coating for reinforced concrete surface and masonry exposed to water. Additive binders shall be of special formulation of acrylic polymers and modifiers in liquid form used as additive with cement-based powder mix that improves adhesion and mechanical properties. Water shall be clean, clear and potable.
- b. Torch-applied waterproofing is a fully-bonded plastoeelastomeric modified bitumen waterproofing membrane consisting of visco-elastic resins and inert filler, reinforced with spunbond polyester carrier to make the membrane very strong to withstand all mechanical loads and stresses it is subjected to, even under extreme conditions.

- c. Concrete surface to be applied with waterproofing shall be structurally sound, clean and free of dirt, loose mortar particles, paint films, oil, protective coats, efflorescence, laitance, etc. All defects shall be properly corrected and carefully formed to provide a smooth surface that is free of marks and properly cured prior to application works.
- d. Furnish all labor, materials, equipment, plant and other facilities required to complete all waterproofing work as shown on the drawings and herein specified. All applications shall be strictly performed by an approved waterproofing Contractor.
- e. Test waterproofed area by seventy-two (72) hours and check for any seepages.
- f. Floor topping with wire mesh of 40mm to 50mm thick.

**Note:** Thickness should be as per Manufacturer's Specifications and Installation depending on the areas to be applied with.

## **2. VAPOR BARRIER**

- a. Vapor barrier shall be placement of 8mil Polyethylene sheet prior to pouring of concrete for foundation members, slabs-on-fill and slabs-on-grade.

# **IV. ARCHITECTURAL WORKS**

## **A. FLOOR FINISHES**

1. **Floor Tiles.** Unglazed ceramic tiles shall be hard, dense tiles of homogeneous composition. Its color and characteristics area determined by the materials used in the body, the method of manufacture and the thermal treatment. Tile work shall not be started until roughing-ins for sanitary/plumbing, electrical and other trades have been completed and tested. The work of all other trades shall be protected from damage.
2. **Granite Tiles.** Unglazed granite tiles shall be hard, dense tiles of homogeneous composition. Its color and structural characteristics are determined by the minerals present from the source where it was mined. Tile work shall not be started until roughing-ins for sanitary/plumbing, electrical and other trades have been completed and tested. The work of all other trades shall be protected from damage.
3. **Concrete Pavers.** Concrete pavers shall be hard, fully cured to ensure durability. Its color will be determined by the architect which shall be informed prior to procurement. Laying shall not be started until roughing-ins for sanitary/plumbing, electrical and other trades have been completed and tested. The work of all other trades shall be protected from damage.
4. **Cement Floor Finish.** Mortar topping shall be one part Portland cement and three parts fine aggregate by loose volume. Finish topping shall be pure Portland cement properly graded, mixed with water to approved consistency and plasticity. Where required to be colored cement floor finish, red or green oxide powder shall be premixed with Portland cement complying with finish topping requirements and the desired color intensity. Cement floor finish floor hardener shall be premixed as required and applied in accordance with the manufacturer's instruction manual.

## **B. WALL FINISHES AND PARTITIONING**

1. **Wall Tiles.** Glazed tiles and trims shall have an impervious face of ceramic materials fused onto the body of the tiles and trims. The glazed surface may be clear white or colored depending on the color scheme approved by the Engineer. Standard glazes may be bright (glossy), semi-matte (less glossy), matte (dull) or crystalline (mottled and textured; good resistance to abrasion). Tile work shall not be started until roughing-ins for sanitary/plumbing, electrical and other trades have been completed and tested. The work of all other trades shall be protected from damage.

2. **Cement Plaster Finish.** Mortar mixture for brown coat shall be freshly prepared and uniformly mixed in the proportion by volume of one part Portland cement, three (3) parts sand and one fourth (1/4) part hydrated lime. Finish coat shall be pure Portland cement properly graded conforming to the requirements and mixed with water to approved consistency and plasticity.

#### C. CEILING FINISHES

1. **Slab Soffit.** Slab soffit shall be rubbed concrete finish then painted based on Architect's approved color.

#### D. CARPENTRY WORKS

Lumber of different species for the various parts of the structure shall be well-seasoned, sawn straight, sundried or kiln-dried and free from defects such as loose unsound knots, pitch pockets, sapwood, cracks and other imperfections impairing its strength, durability and appearance.

Rough lumber for framing and siding boards shall be air-dried or sundried such that its moisture content shall not exceed 22 percent. Dressed lumber for exterior and interior finishing, for doors and windows, millwork, cabinet work and flooring boards shall be kiln-dried and shall not have a moisture content in excess of 14 percent at the time of installation in the structure.

Plyboard shall be good grade and made of laminated wood strips of uniform width and thickness bonded together with water resistant resin glue. The laminated core shall be finished both faces with select grade Tanguile or red Lauan veneers not less than 2 mm thick similarly bonded to the core. The plyboard of not less than 19 mm thick shall be free from defects such as split in veneer, buckling or warping.

Plywood shall conform to the requirements of the Philippine Trade Standards 631-02. Thickness of a single layer laminae shall not be less than 2 mm. The laminae shall be superimposed in layers with grains crossing at right angles in successive layers to produce stiffness. The face veneers shall be rotary cut from select grade timber. The laminae and face veneers shall be bonded with water resistant resin glue, hot pressed and pressure treated. Ordinary Tanguile or red Lauan plywood with good quality face veneers, 6 mm thick shall be used for double walling and ceiling not exposed to moisture; waterproof or marine plywood shall be used for ceiling exposed to moisture such as at toilets and eaves, and ceiling to be finished with acrytex.

Glue shall be from water resistant resins which, upon hardening, shall not dissolve nor lose its bond or holding power even when soaked with water for extended period.

Nails, screw, bolts, and straps shall be provided and used where suitable for fixing carpentry and joinery works. All fasteners shall be brand new and adequate size to ensure rigidity of connections.

1. Nails of adequate size shall be steel wire, diamond-pointed, ribbed shank and blight finish.
2. Screws of adequate size shall be aluminum or brass plated steel with slotted head.
3. Lag screws of adequate size, for anchoring heavy timber framing in concrete or masonry, shall be galvanized steel.
4. Bolts and nuts shall be of steel having a yield point of not less than 245 Mpa. Bolts shall have square heads and provided with standard flat steel washers and hexagonal nuts. Threads shall conform to American coarse thread series. Threaded portion shall be long enough so that the nut can be tightened against the bolted members without any need for blocking. The bolt's threaded end shall be finished smooth for ease of engaging and turning the nut.
5. Wrought iron straps or angles, when required in conjunction with bolts or lag screws to provide proper anchorage, shall be of the shape and size shown on the Plans.



## **E. PAINTING WORKS**

1. **Paint Materials.** All types of paint material and other related products shall be subject to test as to material composition by the Bureau of Research and Standard, DPWH or the National Institute of Science and Technology
2. **Tinting Colors.** Tinting colors shall be first grade quality pigment ground in alkylid resin that disperses and mixes easily with paint to produce the color desired. Use the same brand of paint and tinting color to effect good paint body.
3. **Skim coat.** Skim coat shall be fine powder type material like kalsomine that can be mixed into putty consistency, with oil-based primers and paints to fill minor surface dents and imperfections
4. **Paint Schedule**
  - a. **Exterior Masonry Wall** (plain cement plastered finish to be painted)
    - i. 1 coat skim coating, 1 coat primer, 2 coats elastomeric paint finish
  - b. **Interior Masonry Wall** (plain cement plastered finish to be painted)
    - i. 1 coat skim coating, 1 coat primer, 2 coats latex paint finish
  - c. **Interior Dry Wall**
    - i. 1 coat primer, 2 coats latex paint finish
  - d. **Ceiling Boards**
    - i. 1 coat primer, 2 coats latex paint finish
  - e. **Slab Soffit**
    - i. 1 coat primer, 2 coats latex paint finish
1. **Metal / Steel Surfaces**
  - i. 1 coat primer, 2 coats epoxy enamel finish
5. **Surface Preparation.** All surfaces shall be in proper condition to receive the finish. Woodworks shall be hand-sanded smooth and dusted clean. All knot-holes, pitch pockets or sappy portions shall be sealed with natural wood filler. Nail holes, cracks or defects shall be carefully puttied after the first coat, matching the color of paint.

Interior woodworks shall be sandpapered between coats. Cracks, holes or imperfections in plaster shall be filled with patching compound and smoothed off to match adjoining surfaces.

Concrete and masonry surfaces shall be coated with concrete neutralizer and allowed to dry before any painting primer coat is applied. When surface is dried apply first coating. Hairline cracks and unevenness shall be patched and sealed with approved putty or patching compound. After all defects are corrected apply the finish coats as specified on the Plans (color scheme approved).

Metal shall be clean, dry and free from mill scale and rust. Remove all grease and oil from surfaces. Wash, unprimed galvanized metal with etching solution and allow it to dry. Where required to prime coat surface with Red Lead Primer same shall be approved by the Engineer.

In addition, the Contractor shall undertake the following:

- a. Voids, cracks, nick etc. will be repaired with proper patching material and finished flush with surrounding surfaces

- b. Matted or damaged shop coats on metal shall be spot primed with appropriate metal primer.
  - c. Painting and varnishing works shall not be commenced when it is too hot or cold
  - d. Allow appropriate ventilation during application and drying period
  - e. All hardware will be fitted and removed or protected prior to painting and varnishing works.
6. Application. Paints when applied by brush shall become non-fluid, thick enough to lay down as adequate film of wet paint. Brush marks shall have flowed out after application of paint
- Paints made for application by roller must be similar to brushing paint. It must be non-sticky when thinned to spraying viscosity so that it will break up easily into droplets.
- Paint is atomized by high pressure pumping rather than broken up by the large volume of air mixed with it. This procedure changes the required properties of the paint.
- 7. Application shall be as per paint Manufacturer's specification and recommendation
  - 8. Provide all drop cloth and other covering requisite for protection of floors, walls, aluminum, glass, finishes and other works
  - 9. All applications and methods used shall strictly follow the Manufacturer's Instructions and Specifications.
  - 10. All surfaces including masonry wall shall be thoroughly cleaned, puttied, sandpapered, rubbed and polished; masonry wall shall be treated with Neutralizer.
  - 11. All exposed finish hardware, lighting fixtures and accessories, glass and the like shall be adequately protected so that these are not stained with paint and other painting materials prior to painting works
  - 12. All other surfaces endangered by stains and paint marks should be taped and covered with craft paper

#### V. **SANITARY / PLUMBING WORKS**

- A. Comply with the current applicable codes, ordinances, and regulations of the authority or authorities having jurisdiction, the rules, regulations and requirements of the utility companies (as applicable).
- B. Supply installation and testing of the following:
  - 1. Potable water supply system complete in all respects including but not limited to submittals, shop drawings, piping, water meters, valves, bibbs, insulation, all accessories required for complete and operational of the system
  - 2. Water service connections including but not limited to water meters, float valves. Any and all other works involve in providing the complete operation of the water supply system
  - 3. Soil waste and vent system complete in all respect including but not limited to connection to existing sewer, submittals, shop drawings, pipes, fittings, valves, cleanout, drains, etc. Complete and operational
  - 4. Storm drainage system complete in all respect including but not limited to connection to existing storm drainage, submittals, shop drawings, pipes, fittings, valves, cleanout, drains, etc. Complete and operational.
- C. Workmanship and installation methods shall conform to the best modern practice. Employ skilled tradesmen to perform work under the direct supervision of fully qualified personnel

- D. All equipment and installations shall meet or exceed minimum requirements of the Standards and Codes as specified in plans and program of work.
- E. Install equipment in strict accordance with manufacturers written recommendations.
- F. Physical sizes of all plant and equipment are to be suitable for the space allocated for the accommodation of such plant and equipment, taking into account the requirement of access for maintenance purposes.
- G. In selecting makes and types of equipment, the Contractor shall ascertain that facilities for proper maintenance, repair and replacement are provided.
- H. Where the Contractor proposes to use an item of equipment other than that specified or detailed in the drawing, which requires any redesign of the system drawings showing the layout of the equipment and such redesign as required therefore shall be prepared by the Contractor at his own expenses. Where such approved deviation necessitates a different quantity and arrangement of materials and equipment's from that originally specified or indicated in the drawings, the Contractor shall furnish and install any such additional materials and equipment's required by the system at no additional cost.
- I. Equipment catalogue and manufacturer's specifications must be submitted for examination and details shall be submitted for approval before any equipment is to be ordered.
- J. This shall include all information necessary to ascertain the equipment comply with this specification and drawings. Data and sales catalogue of a general nature will not be accepted.
- K. All materials, equipment, components and accessories shall be delivered to the Site in a new condition, properly packed and protected against damage or contamination or distortion breakage or structural weakening due to handling, adverse weather or other circumstances and, as far as practicable, they shall be kept in the packing cases or under approved protective coverings until required for use.
- L. Any items suffering from damage during manufacture, or in transit, or on site whilst in storage or during erection shall be rejected and replaced without extra cost.
- M. All sanitary fittings and pipework shall be cleaned after installation and keep them in a new condition.
- N. All installed pipelines shall be flushed through with water rodded when necessary to ensure clearance of debris.
- O. Cleaning and flushing shall be carried out in sections as the installation becomes completed.
- P. The Contractor shall carry out hydraulic test on the complete plumbing systems and the drainage system to show that it is functioning satisfactorily within the requirements of this Specification and local regulations.
- Q. The Contractor shall provide suitable test pumps and arrange for a supply of water required in connection with testing of pipework. The test pump shall be fitted with pressure gauges which shall be of suitable range for the pressure being applied.
- R. Hydraulic tests shall be carried out as the pipework is installed and shall be completed before chases in walls and ducts are closed. Also test shall be carried out prior to false ceilings and other finishes are installed.
- S. Testing apparatus shall be provided by the Contractor. Where any section of pipework or equipment is unable to withstand the maximum pipework test pressure, it shall be isolated during the pipework test then that section of pipework or equipment shall be re-tested at the appropriate test pressure.
- T. The Sanitary Contractor must carry out any additional tests required by the end-user and/or approving agency.
- U. Drainage pipe shall be tested by filling the pipe with 3m. of water higher than the test section and wait for 15 min, then check for leakage at every joints.

V. Testing of drainage systems shall be carried out in sections by dividing the system horizontally. Each section shall comprise pipework and fitting for three floors/storeys required for testing

W. Drainage pressure pipe shall be hydraulic tested at minimum pressure 50 psi

X. Hangers and supports for plumbing piping and equipment shall withstand the effects of gravity loads and stresses within limits and under conditions indicated according to ASCE/SEI 7

Y. Install hangers and supports to allow controlled thermal and seismic movement of piping systems, to permit freedom of movement between pipe anchors, and to facilitate action of expansion joints, expansion loops, expansion bands, and similar units

Z. Install lateral bracing with pipe hangers and supports to prevent swaying.

AA. Install building attachments within concrete slabs or attach to structural steel. Install additional attachments at concentrated loads, including valves, flanges, and strainers. NPS 2-1/2 (DN 65) and larger and at changes in direction of piping. Install concrete inserts before concrete is placed; fasten inserts to forms and install reinforcing bars through openings at top of inserts

BB. Install hangers and supports so that piping live and dead loads and stresses from movement will not be transmitted to connected equipment.

CC. Install hangers and supports to provide indicated pipe slopes and to not exceed maximum

DD. pipe deflections allowed by ASME B31.9 for building services piping.

## VI. ELECTRICAL WORKS

### A. CONDUITS, BOXES AND FITTINGS

1. This item shall consist of the furnishing and installation of the complete conduit work, consisting of electrical conduits; conduit boxes such as junction boxes, pull boxes, utility boxes, octagonal and square boxes; conduit fittings, such as couplings, locknuts and bushings and other electrical materials needed to complete the conduit roughing-in work of this project.
2. All materials shall be brand new and shall be of the approved type meeting all the requirements of the Philippine Electrical Code and bearing the Philippine Standard Agency (PSA) mark.
3. All works throughout shall be executed in the best practice in a workmanlike manner by qualified and experienced electricians under the immediate supervision of a duly licensed Electrical Engineer.
4. The work to be done under this division of specifications consists of the fabrication, furnishing, delivery and installation, complete in all details of the electrical work, at the subject premises and all work materials incidental to the proper completion of the installation, except those portions of the work which are expressly stated to be done by other fields. All works shall be done in accordance with the rules and regulations and with the specifications
5. All lighting fixtures and lamps are as specified and listed on lighting fixture schedule.
6. All grounding system installation shall be executed in accordance with the approved plans. Grounding system shall include building perimeter ground wires, ground rods, clamps, connectors, ground wells and ground wire taps as shown in the approved design
7. All auxiliary systems such as telephone and intercom system, time clock system, fire alarm system and public address/nurse's call/paging system installations shall be done in accordance with the approved design.

- B. Upon completion of the electrical construction work, the contractor shall provide all test equipment and personnel and to submit written copies of all test results.

9. The contractor shall guarantee the electrical installation are done and in accordance with the approved plans and specifications. The contractor shall guarantee that the electrical systems are free from all grounds and from all defective workmanship and materials and will remain so for a period of one year from date and acceptance of works. Any defect shall be remedied by the Contractor at his own expense.

#### B. WIRES AND WIRING DEVICES

1. This item shall consist of the furnishing and installation of all wires and wiring devices consisting of electric wires and cables, wall switches, convenience receptacles, heavy duty receptacles and other devices shown on the approved Plans but not mentioned in these specifications.
2. Wires and cables shall be of the approved type meeting all the requirements of the Philippine Electrical Code and bearing the Philippine Standard Agency (PSA) mark. Unless specified or indicated otherwise, all power and lighting conductors shall be insulated for 600 volts. All wires shall be copper, soft drawn and annealed, smooth and of cylindrical form and shall be centrally located inside the insulation.
3. Conductors or wires shall not be drawn in conduits until after the cement plaster is dry and the conduits are thoroughly cleaned and free from dirt and moisture. In drawing wires into conduits, sufficient slack shall be allowed to permit easy connections for fixtures, switches, receptacles and other wiring devices without the use of additional splices.
4. All conductors of convenience outlets and lighting branch circuit homeruns shall be wired with a minimum of 3.5 mm in size. Circuit homeruns to panelboards shall not be smaller than 3.5 mm but all homeruns to panelboard more than 30 meters shall not be smaller than 5.5 mm. No conductor shall be less than 2 mm in size.
5. All wires of 14mm and larger in size shall be connected to panels and apparatus by means of approved type lugs or connectors of the solderless type, sufficiently large enough to enclose all strands of the conductors and securely fastened. They shall not loosen under vibration or normal strain.
6. All joints, taps and splices on wires larger than 14 mm shall be made of suitable solderless connectors of the approved type and size. They shall be taped with rubber and PVC tapes providing insulation not less than that of the conductors.
7. No splices or joints shall be permitted in either feeder or branch conductors except within outlet boxes or accessible junction boxes or pull boxes. All joints in branch circuit wiring shall be made mechanically and electrically secured by approved splicing devices and taped with rubber and PVC tapes in a manner which will make their insulation as that of the conductor.
8. All wall switches and receptacles shall be fitted with standard Bakelite face plate covers. Device plates for flush mounting shall be installed with all four edges in continuous contact with finished wall surfaces without the use of coiled wire or similar devices. Plaster filling shall not be permitted. Plates installed in wet locations shall be gasketed.
9. When more than one switch or device is indicated in a single location, gang plate shall be used.

#### C. PANELBOARDS

1. Fabricate and test panelboards according to IEEE 344 to withstand seismic forces defined in Division 16 Sections 16073 and 16074 "Hangers and Supports for Electrical Systems and Vibration and Seismic controls for Electrical Systems" respectively.
2. Enclosures: Flush, Surface, Flush- and surface-mounted cabinets.
  - a. Rated for environmental conditions at installed location.
    - i. Indoor Dry and Clean Locations: NEMA Type 1

- ii. Outdoor Locations: NEMA, Type 3R.
- iii. Kitchen and Wash-Down Areas: NEMA, Type 4X, stainless steel.
- iv. Indoor Locations Subject to Dust, Falling Dirt, and Dripping Noncorrosive Liquids: NEMA, Type 12.
- v. Outdoor Locations Subject to Dust, Falling Dirt, and Dripping Noncorrosive Liquids: NEMA, Type 5R.
- b. Front: Secured to box with concealed trim clamps. For surface-mounted fronts, match box dimensions; for flush-mounted fronts, overlap box.
- c. Hinged Front Cover: Entire front trim hinged to box and with standard door within hinged trim cover.
- d. Skirt for Surface-Mounted Panelboards: Same gauge and finish as panelboard front with flanges for attachment to panelboard wall, and ceiling or floor.
- e. Gutter Extension and Barrier: Same gauge and finish as panelboard enclosure; integral with enclosure body. Arrange to isolate individual panel sections.
- f. Finishes.
  - i. Panels and Trim: Steel and galvanized steel, factory finished immediately after cleaning and pretreating with manufacturer's standard two-coat, baked-on finish consisting of prime coat and thermosetting topcoat.
  - ii. Back Boxes: Galvanized steel. Same finish as panels and trim.
  - iii. Fungus Proofing: Permanent fungicidal treatment for overcurrent protective devices and other components.
- g. Directory Card: Inside panelboard door, mounted in transparent card holder metal frame with transparent protective cover.
- 3. Incoming Mains Location: Top or Bottom.
- 4. Phase, Neutral, and Ground Buses.
  - a. Material: Hard-drawn copper, 98 percent conductivity.
  - b. Equipment Ground Bus: Adequate for feeder and branch-circuit equipment grounding conductors, bonded to box.
  - c. Neutral Bus: 100 percent of phase bus. 4. Extra-Capacity Neutral Bus. Neutral bus rated 200 percent of phase bus and UL listed as suitable for nonlinear loads.

## **VIII. LANDSCAPING**

### **A. PLANT SCHEDULE**

1. A complete schedule of plants, including quantities, sizes, and other requirements, is shown on the Planting Plan. In the event of a discrepancy between the Plant Schedule and the plants counted on the Drawings and the Cost Estimates, the Cost Estimates shall prevail. No substitutes shall be accepted except with the approval of the implementing agency. The Contractor shall submit all substitution requests, noting the source of plants, location, size, and condition, within thirty (30) days of receiving the Notice to Proceed.

### **B. PLANT MATERIALS**

#### **1. Plant Quality and Size**

- a. Species and Culture: All plants shall be true to species and variety specified on plan and nursery grown in accordance with good horticultural practices. All plants to be planted must be in good condition, not infected by insects and diseases, in full health and has a well-developed root system.

**b. Tree Specifications:**

i. All trees shall be typical of their species or variety. Trees shall conform to the measurements specified except that plants larger than those specified may be used, if approved by the implementing agency. Caliper measurements shall be taken six inches (6") above the trunk flare for trees up to four inches (4") in caliper, and 12 inches (12") above the trunk flare for trees over four inches (4") in caliper. Trees shall be measured when branches are in their normal position. If a range of size is given, no tree shall be less than the minimum size, and no less than fifty percent (50%) of the trees shall be as large as the maximum size specified. Trees that meet measurements but do not possess a normal balance between height and spread shall be rejected. Trees shall not be altered by pruning or other means to meet specifications.

ii. Tree trunks shall be straight and well-tapered. Damaged, cut, or crooked trunks; included bark, bark abrasions, sunscald, disfiguring knots, mold, and prematurely opened buds, or cut limbs over three-quarter inch (3/4") diameter that are not completely callused are cause for rejection. Trunk diameter and taper shall be sufficient so that tree remains vertical without support.

iii. All trees must be properly balled and burlapped prior to installation.

**c. Shrub Specifications:**

i. All shrubs shall be typical of their species or variety. Shrubs shall conform to the measurements and qualities as indicated in the Planting Plan. Shrubs shall be measured when branches are in their normal position. If a range of size is given, no shrub shall be less than the minimum size, and no less than fifty percent (50%) of the shrubs shall be as large as the maximum size specified. Shrubs that meet measurements but do not possess a normal balance between height and spread shall be rejected. Shrubs shall not be altered by pruning or other means to meet specifications.

**c. Groundcover Specifications:**

i. All groundcovers shall be typical of their species or variety. Groundcovers shall conform to the measurements and qualities as indicated in the Planting Plan.

**G. CONSTRUCTION AND INSTALLATION**

**1. Layout**

a. The Contractor shall follow the planting layout as specified on the Planting Plan.

**2. Protection of Existing Trees**

a. Contractor shall protect existing trees that are not designated for removal on the Planting Plan. Contractor shall disturb not more than one-third (1/3) of the root system. Contractor shall temporarily brace the tree trunk in place until the root system is backfilled. Contractor shall thoroughly water exposed root systems until backfilled.

b. Contractor shall ensure bark, branches, roots, and balls of plants are adequately protected at all times from damage including sun and winds.

c. Contractor shall ensure tree branches, trunk, and roots of existing trees are protected during construction. Measures for protection may include effective barrier fencing, branch and/or root pruning, protective mulch, supplementary water, soil aeration and information signage.

### 3. Existing Plant Relocation

- a. Existing trees and shrubs designed for relocation as shown on the Planting Plan shall be dug according to the applicable standards for the plant type. Plants shall be pruned, dug, balled and burlapped, containerized, or dug bare root, moved and planted in accordance with specified tree planting requirements.
- b. Plants designated for relocation shall be maintained well, watered adequately, protected from the sun, properly braced and stored in a safe area.

### 4. Setting and Planting

- a. Setting and Planting Contractor shall set balled and burlapped plants, which are not planted immediately upon delivery, on the ground and protect them with soil, moist shredded bark, mulch or other acceptable material.
- b. Contractor shall protect plants, if possible, from direct sun until they are planted.
- c. During planting, plants shall be gently removed from plastic containers and shall not be pulled from the container by the trunk.
- d. Soil shall be worked firmly into and around the roots so that there are no air pockets. All broken or damaged roots shall be cut back to the point where they are clean and free of rot. No other root pruning shall be done.
- e. After planting, a topsoil of 2" thickness shall be backfilled as specified to fill all voids and to avoid breaking root ball or bruising roots.

### 5. Trees

- a. Staking and guying shall conform to the Drawings. The Contractor shall stake only if necessary.
- b. Ties made of approved material shall be attached directly to the stakes or attached to the stakes by wire. In no case shall the wire extend around the tree trunk, even if covered by a hose.
- c. Ties shall be attached loosely enough to allow the trunk to sway in the wind without allowing movement to the roots. Ties shall be secured at the lowest point on the trunk at which the root ball remains stationary.

### 6. Shrubs

- a. When planting a row, shrubs shall be arranged in a zigzag pattern, rather than a straight line. This allows more area for shrub spread and prevention of competition for nutrients in the soil.

### 7. Ground Cover

- a. Sodded grass shall be planted in a tight spacing, allowing no gaps in between each patch.

### 8. Watering

- a. Thoroughly water each plant immediately following planting. Under no condition shall plants not be watered in the same day as planting.
- b. The Contractor shall assume full responsibility for plant failure as a direct result of insufficient watering. Upon directive from the implementing agency, the Contractor shall remove the affected plants and replace them immediately. Replacement of plants is considered incidental to the Contract and no separate payment shall be made.

### 9. Pruning and Repair

- a. The only pruning allowed at planting shall be removal of dead, damaged, or broken branches and roots. No pruning paint or other wound dressing shall be used.



#### D. MAINTENANCE

##### 1. Watering

- a. A proposed watering schedule shall be submitted to the Engineer thirty (30) days prior to installation of plant materials. The Contractor shall deep water all trees and shrubs, providing water penetration throughout the root zone to the full depth of the planting pits.
- b. The Contractor shall deep water all trees and shrubs twice each week during the maintenance period.
- c. If at any time during the maintenance period weather conditions (such as extended period with no rain or continuous drying winds) cause the plant root zone to dry out, the implementing agency may direct the Contractor to deep water all trees and shrubs, vis-à-vis during rainy seasons, when the root zone is always saturated, the Contractor may not water for this period of time.
- d. Contractor shall provide supplemental watering immediately and at no additional cost to the Municipality.

##### 2. Plant Repair and Replacement

- a. The Contractor shall repair/replace damaged plant materials, regardless of cause, immediately upon notification by the implementing agency. Repair shall include pruning, guying, staking, etc., as necessary. Should repair of plant materials reduce their acceptance to less than minimum specified conditions, the Contractor shall replace plants with specified plant replacements at no additional cost to the Owner.

##### 3. Diseases and Pests

- a. The Contractor shall coordinate with the Engineer in the event that disease, invasive plant infestation, or pest problems are observed on plants within a Project area.
- b. Chemical pesticides are to be used only when other options are not feasible or effective. If pesticides are used, the least toxic pesticide to accomplish the task shall be used.

##### 4. Weeding

- a. The Contractor shall maintain all areas in a weed-free condition. Weed removal shall be a routine maintenance activity.

  
JOSEPH RYAN A. TUTAY  
Special Operations Officer II  
Construction and Maintenance Division

  
JOSE ANGELO S. MANGROUPANG  
Architect  
Landscape Development Division

## ***Section VII. Drawings***

*[Insert here a list of Drawings. The actual Drawings, including site plans, should be attached to this section, or annexed in a separate folder.]*



**1| PERSPECTIVE 1**

A00 SCALE NTS METERS



**2| PERSPECTIVE 2**

A00 SCALE NTS METERS



**3| VICINITY MAP**

A00 SCALE NTS METERS



**4| LOCATION MAP**

A00 SCALE NTS METERS

## TABLE OF CONTENTS

**24-00034**

### 1. ARCHITECTURAL

A00	PERSPECTIVES, LOCATION AND VICINITY MAPS
A01	SITE DEVELOPMENT PLAN
A02	AS-BUILT PLAN OVERLAY
A03	LOWER AND UPPER GROUND FLOOR PLAN
A04	SECOND FLOOR PLAN
A05	ELEVATION
A06	LONGITUDINAL SECTIONS
A07	CROSS SECTIONS AND SECTION DETAILS
A08	SECOND FLOOR PLANTER SEATING DETAILS
A09	MAIN STAIRS SECTION DETAILS
A10	LOWER TO UPPER GROUND FLOOR RAMP DETAILS
A11	LOWER TO UPPER GROUND STAIR DETAILS
A12	BONIFACIO MONUMENT DETAILS
A13	CANTILEVER BENCH DETAILS
A14	UPPER GROUND TO SECOND FLOOR RAMP RAILING DETAILS
A15	BIKE RACK & LEANING RAIL DETAILS
A16	FENCE DETAILS

### 2. STRUCTURAL

S01	FOUNDATION PLAN
S02	FOOTING DETAILS, SCHEDULE OF COLUMNS AND FOOTINGS
S03	FRAMING PLAN
S04	FRAMING PLAN
S05	SCHEDULE OF BEAMS AND GIRDERS
S06	SECTION OF SLABS & SLAB DETAILS
S07	GIRDER & BEAM REINFORCEMENT DETAIL
S08	STRUCTURAL SECTION DETAILS
S09	STRUCTURAL SECTION DETAILS
S10	STRUCTURAL SECTION DETAILS
S11	GENERAL CONSTRUCTION NOTES

### 3. PLUMBING

P01	GROUND FLOOR IRRIGATION PLAN
P02	SECOND FLOOR IRRIGATION PLAN
P03	GROUND FLOOR DRAINAGE PLAN
P04	SECOND FLOOR DRAINAGE PLAN
P05	DRAINAGE LINE SECTION

### 4. ELECTRICAL

E01	GROUND FLOOR LIGHTING LAYOUT
E02	GROUND FLOOR CEILING PLAN - LIGHTING LAYOUT
E03	SECOND FLOOR LIGHTING LAYOUT
E04	GROUND FLOOR POWER LAYOUT
E05	SECOND FLOOR POWER LAYOUT
E06	SCHEDULE OF LOADS & RISER DIAGRAM
E07	GENERAL NOTES

### 5. LANDSCAPE

LA01	GROUND FLOOR MATERIALS PLAN
LA02	BARANGAY HALL PLAZA MATERIALS PLAN
LA03	GROUND FLOOR TREE AND SHRUB PLANTING PLAN
LA04	SECOND FLOOR TREE AND SHRUB PLANTING PLAN

PREPARED BY:

**PARKS**  
DEVELOPMENT &  
ADMINISTRATION  
DEPARTMENT

RECOMMENDING APPROVAL:

Arch. BALTAZAR C. AVELINO  
OFFICER IN CHARGE

APPROVED BY:

Hon. MA. JOSEFINA G. BELMONTE  
CITY MAYOR  
QUEZON CITY

PROJECT TITLE:

PROPOSED REDEVELOPMENT  
OF BUENAMAR PLAZA AT  
QUIRINO HIGHWAY

LOCATION: BNGY. NOVALICHES PROPER,  
DISTRICT 8, QUEZON CITY

SHEET CONTENT:

PERSPECTIVES,  
LOCATION AND  
VICINITY MAPS

NOTED BY: M.A.S.T.

DATE: 07/10/2023 8:12:03 am

CHECKED BY: M.A.S.T.

DATE: 21/10/2023 8:32:03 am

DESIGNED &  
GADD BY: J.S.M.

DATE: 07/10/2023 8:32:03 am

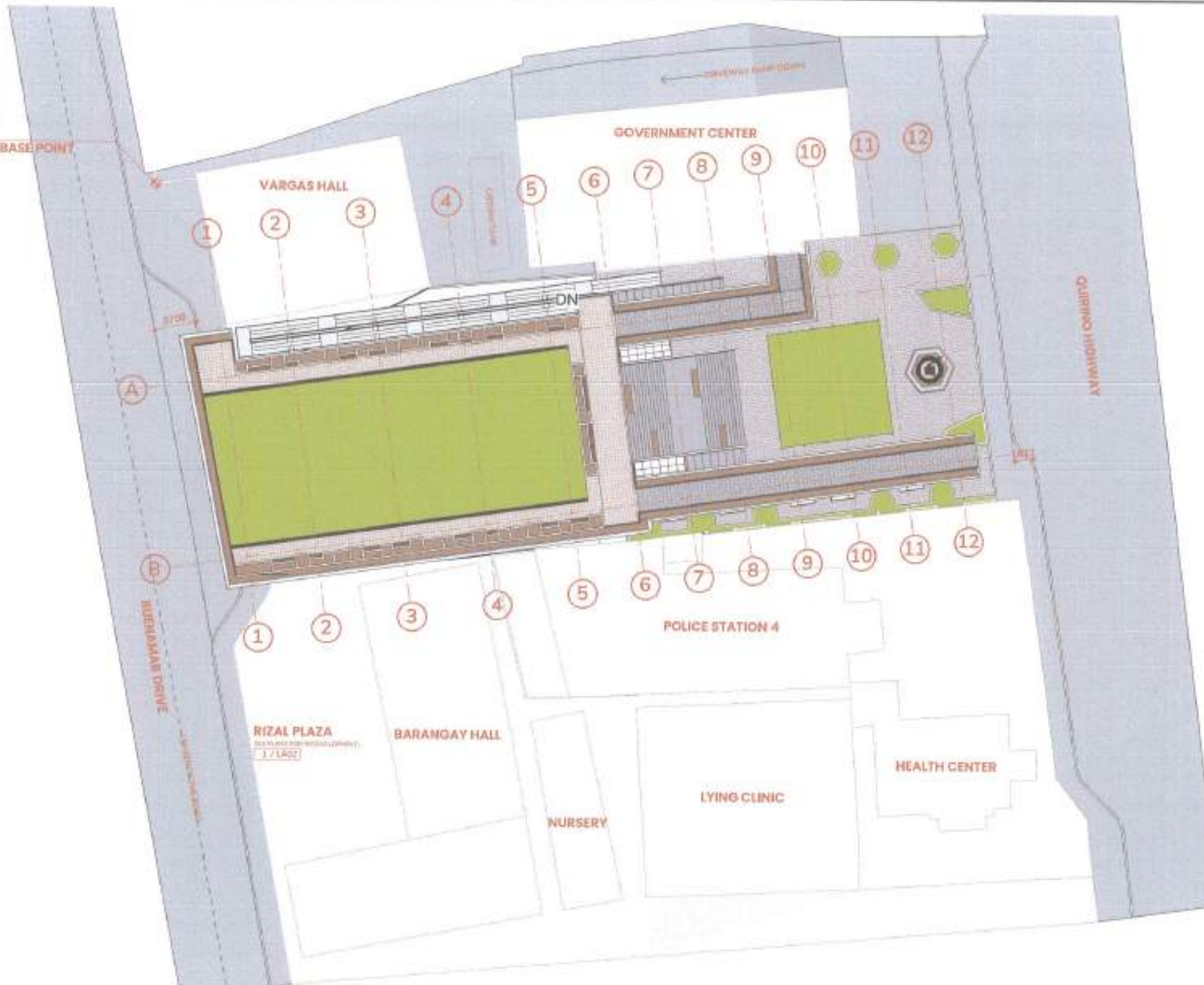
SHEET NO.:

**A00**







24-00034

NORTH IS 1500  
EAST IS 500  
PROJECT BASE POINT



# **I SITE DEVELOPMENT PLAN**

A01 SCALE 1:400 METERS

PREPARED BY:	RECOMMENDING APPROVAL:	APPROVED BY:	PROJECT TITLE:	SHEET CONTENT:	NOTED BY: M.S.T.	SHEET NO.:
 <b>PARKS</b> DEVELOPMENT & ADMINISTRATION DEPARTMENT	 Arch. BALTAZAR C. AVELINO OFFICER IN CHARGE	 Hon. MA. JOSEFINA G. BELMONTE CITY MAYOR QUEZON CITY	PROPOSED REDEVELOPMENT OF BUENAMAR PLAZA AT QUIRINO HIGHWAY  LOCATION: BRGY. NOVALICHES PROPER DISTRICT 5, QUEZON CITY	SITE DEVELOPMENT PLAN	DATE: 27/10/2023 8:32:07 am CHECKED BY:  DATE: 27/10/2023 8:32:07 am DESIGNED & CAD BY: J.S.M. DATE: 27/10/2023 8:32:07 am	<b>A01</b>


24-00034

NORTH 0.000  
EAST 0.000  
PROJECT BASE POINT

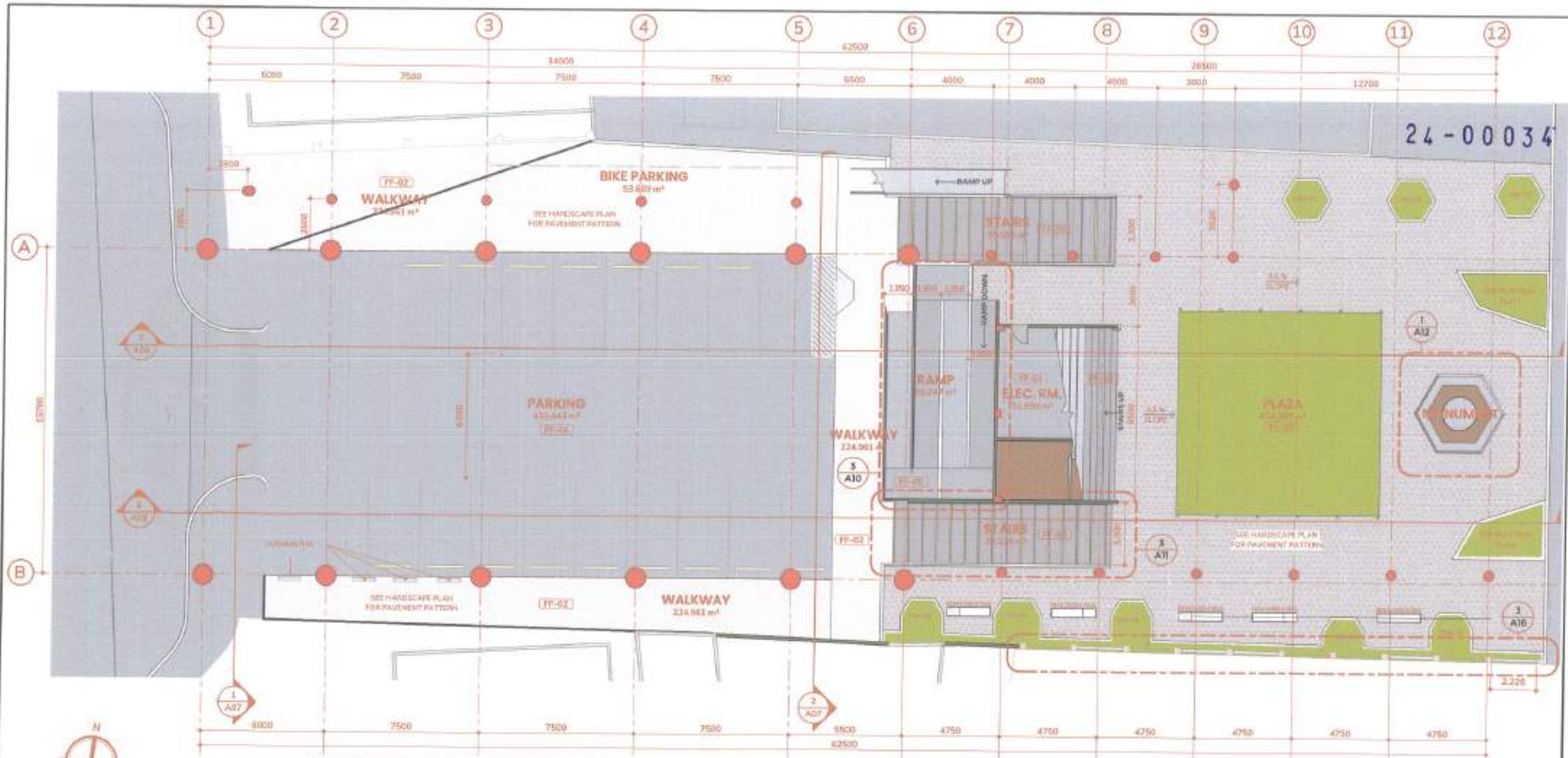
AS-BUILT PLAN  
NEW PROPOSED PLAN

# 1 SITE DEVELOPMENT PLAN WITH AS-BUILT OVERLAY

AS-BUILT SCALE 1:400 METERS

PREPARED BY:	RECOMMENDING APPROVAL:	APPROVED BY:	PROJECT TITLE:	SHEET CONTENT:	NOTED BY:	SHEET NO.:
 <b>PARKS</b> DEVELOPMENT & ADMINISTRATION DEPARTMENT	Arch. BALTAZAR C. AVELINO OFFICER IN CHARGE	Hon. MA. JOSEFINA G. BELMONTE CITY MAYOR QUEZON CITY	PROPOSED REDEVELOPMENT OF BUENAMAR PLAZA AT QUIRINO HIGHWAY  LOCATION: BRGY. NOVALICHES PROPER, DISTRICT 5, QUEZON CITY	AS-BUILT PLAN OVERLAY	DATE: 2019/05/20 8:02:18 AM CHECKED BY: J.S.M. DATE: 2019/05/23 8:32:05 AM DESIGNED & CADD BY: J.S.M. DATE: 2019/05/23 8:32:05 AM	A02






# 1 | GROUND FLOOR PLAN

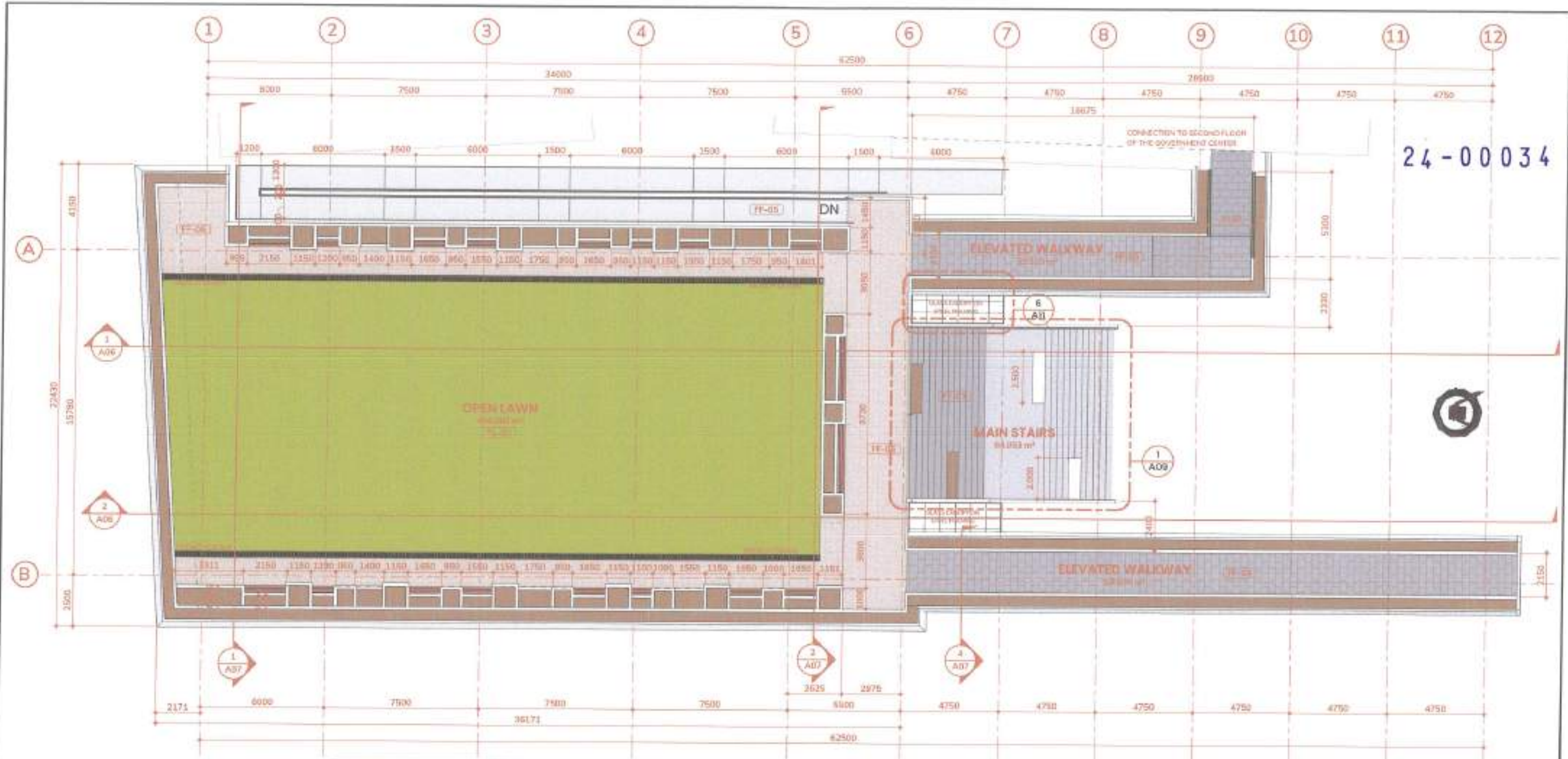
SCALE 1:300 METERS

SCALE BAR 1:200m

MATERIAL KEYNOTE LEGEND		MATERIAL KEYNOTE LEGEND		MATERIAL KEYNOTE LEGEND		MATERIAL KEYNOTE LEGEND	
Key Value	Keynote Text	Key Value	Keynote Text	Key Value	Keynote Text	Key Value	Keynote Text
FF-01	300 x 300 x 60 mm TRIANGULAR CONCRETE PAVERS - GREY, DARK GRAY, LIGHT GRAY, GRADIENT PATTERN (as per architect's approval)	FF-02	300 x 300 x 60 mm TRIANGULAR CONCRETE PAVERS - LIGHT GRAY (as per architect's approval)	FF-05	Straight to Finish Concrete with horizontal Grooves	FF-06	300 x 300 x 20 mm Non-Skid Granite Tiles, Flamed Finish, Gray
		FF-03	350 x 600 x 20 mm Non-Skid Granite Tiles, Flamed Finish, Gray			MF-01	Stainless Steel, Brushed Finish
		FF-04	Non-Skid Epoxy Paint Finish, Light Grey Color			PL-01	Green Roof System with Drainage and Irrigation
						PL-02	Carpet Grass on Soil with Irrigation
						WF-01	White Exterior Paint on Concrete

PREPARED BY:	RECOMMENDING APPROVAL:	APPROVED BY:	PROJECT TITLE:	SHEET CONTENT:	NOTED BY:	SHEET NO.:
 PARKS DEVELOPMENT & ADMINISTRATION DEPARTMENT	Arch. BALTAZAR C. AVELINO OFFICER IN CHARGE	Hon. MA. JOSEFINA G. BELMONTE CITY MAYOR QUEZON CITY	PROPOSED REDEVELOPMENT OF BUENAMAR PLAZA AT QUIRINO HIGHWAY	LOWER AND UPPER GROUND FLOOR PLAN	DATE: 2019/08/23 8:32:10 am CHECKED BY: J.S.M. DATE: 2019/08/23 8:32:10 am DESIGNED & CADD BY: J.S.M. DATE: 2019/08/23 8:32:10 am	A03





## II SECOND FLOOR PLAN

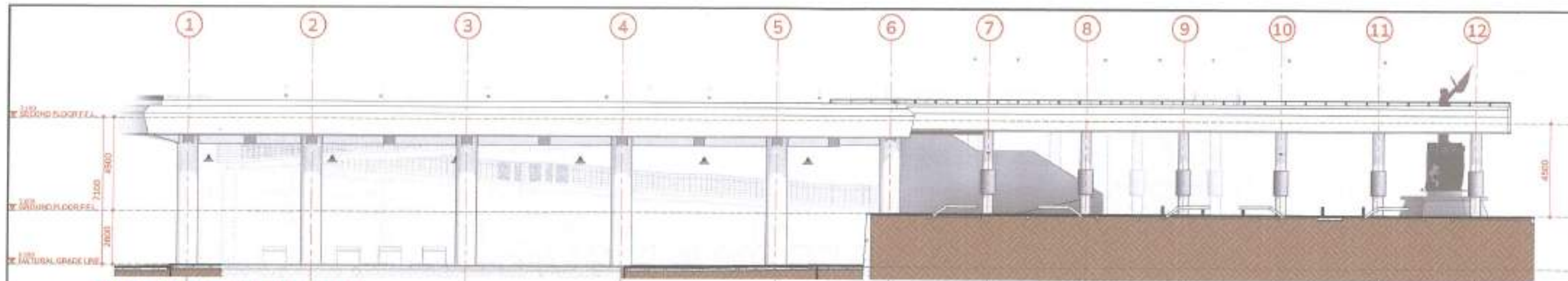
AREA SCALE 1:100 METERS

0 2m 5m 10m  
SCALE BAR 1:200m

MATERIAL KEYNOTE LEGEND		MATERIAL KEYNOTE LEGEND		MATERIAL KEYNOTE LEGEND		MATERIAL KEYNOTE LEGEND	
Key Value	Keynote Text	Key Value	Keynote Text	Key Value	Keynote Text	Key Value	Keynote Text
FF-01	300 x 300 x 60 mm TRIANGULAR CONCRETE PAVERS - GREY, DARK GRAY, LIGHT GRAY, GRADIENT PATTERN (as per architect's approval)	FF-02	300 x 300 x 60 mm TRIANGULAR CONCRETE PAVERS - LIGHT GRAY (as per architect's approval)	FF-05	Straight to Finish Concrete with horizontal Grooves	FF-06	300 x 300 x 20 mm Non-Skid Granite Tiles, Flamed Finish, Gray
		FF-03	350 x 600 x 20 mm Non-Skid Granite Tiles, Flamed Finish, Gray			MF-01	Stainless Steel, Brushed Finish
		FF-04	Non-Skid Epoxy Paint Finish, Light Grey Color			PL-01	Green Roof System with Drainage and Irrigation
						PL-02	Carpet Grass on Soil with Irrigation
						WE-01	White Exterior Paint on Concrete

PREPARED BY:	RECOMMENDING APPROVAL:	APPROVED BY:	PROJECT TITLE:	SHEET CONTENT:	NOTED BY:	SHEET NO.:
PARKS DEVELOPMENT & ADMINISTRATION DEPARTMENT	Arch. BALTAZAR C. AVELINO OFFICER IN CHARGE	Hon. MA. JOSEFINA G. BELMONTE CITY MAYOR	PROPOSED REDEVELOPMENT OF BUENAMAR PLAZA AT QUIRINO HIGHWAY	SECOND FLOOR PLAN	DATE: 2016/03/29 9:30:12 am CHECKED BY: CLASO.T. DATE: 2016/03/29 9:30:12 am DESIGNED & CADD BY: J.S.M. DATE: 2016/03/29 9:30:12 am	A04

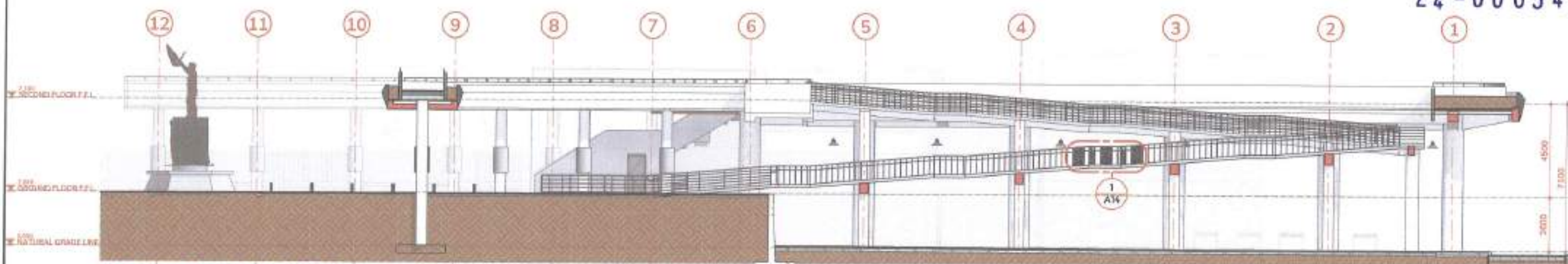




1 LEFT SIDE ELEVATION

A05 SCALE 1:200 METERS

24-00034



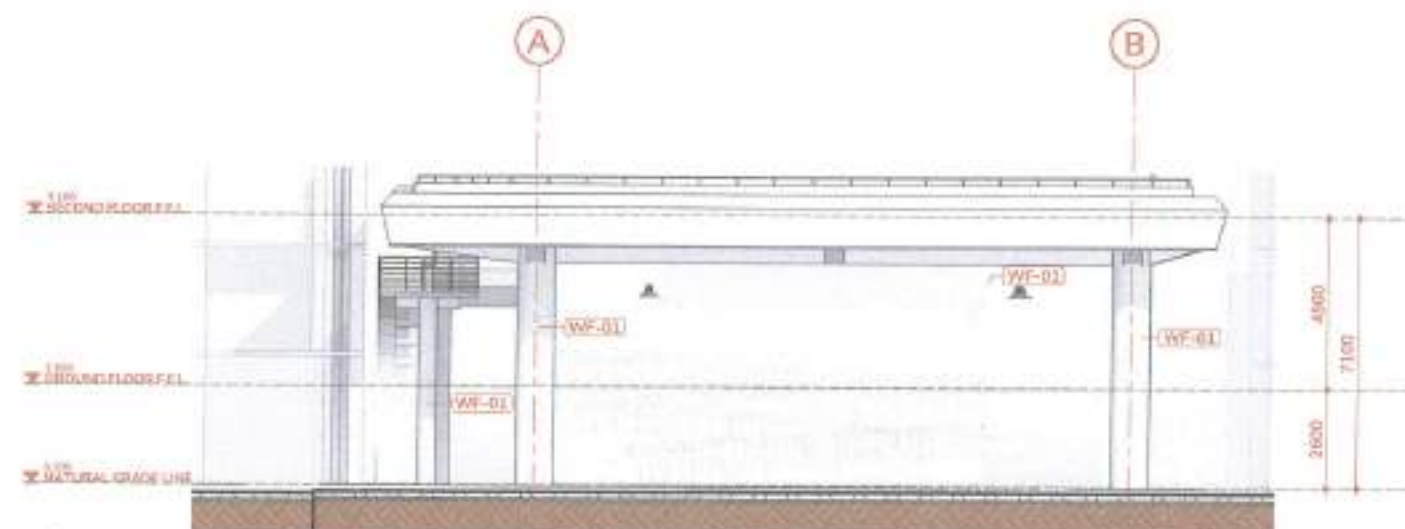
2 RIGHT SIDE ELEVATION

A05 SCALE 1:200 METERS




3 FRONT ELEVATION

A05 SCALE 1:200 METERS



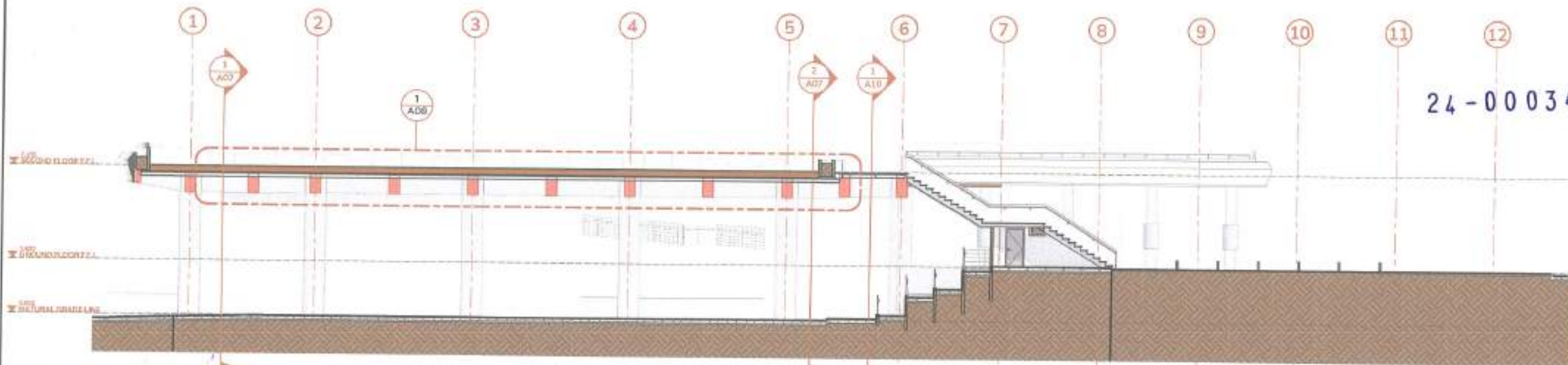
4 REAR ELEVATION

A05 SCALE 1:200 METERS

PREPARED BY:	RECOMMENDING APPROVAL:	APPROVED BY:	PROJECT TITLE:	SHEET CONTENT:	NOTED BY: M.S.T.	SHEET NO:
 <b>PARKS</b> DEVELOPMENT & ADMINISTRATION DEPARTMENT	Arch. BALTAZAR C. AVELINO OFFICER IN CHARGE	Hon. MA. JOSEFINA G. BELMONTE CITY MAYOR QUEZON CITY	PROPOSED REDEVELOPMENT OF BUENAMAR PLAZA AT QUIRINO HIGHWAY LOCATION: BRGY. NOVALICHES PROPER, DISTRICT 5, QUEZON CITY	ELEVATION	DATE: 27/10/2023 8:32:23 am CHECKED BY: M.S.T. DATE: 27/10/2023 8:32:23 am DESIGNED & CADD BY: J.S.M.	A05

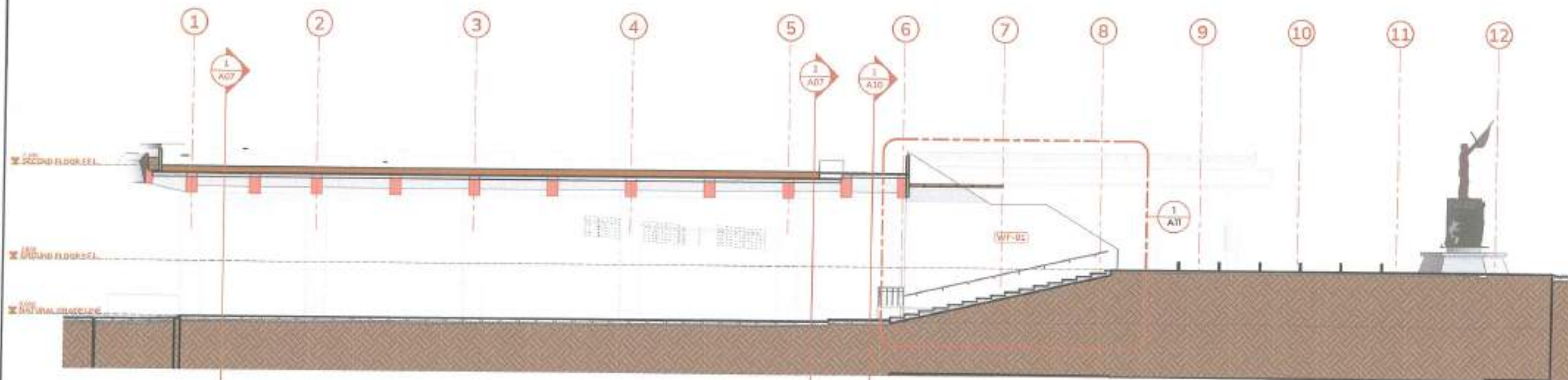


24-00034




## 1 | LONGITUDINAL SECTION 1

ASB SCALE 1:200 METERS

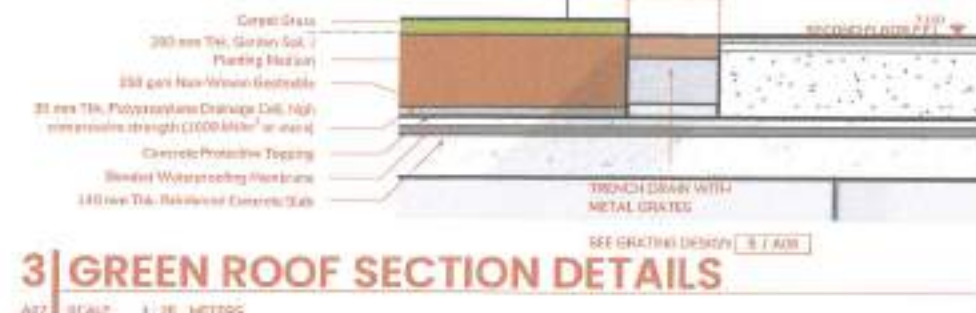
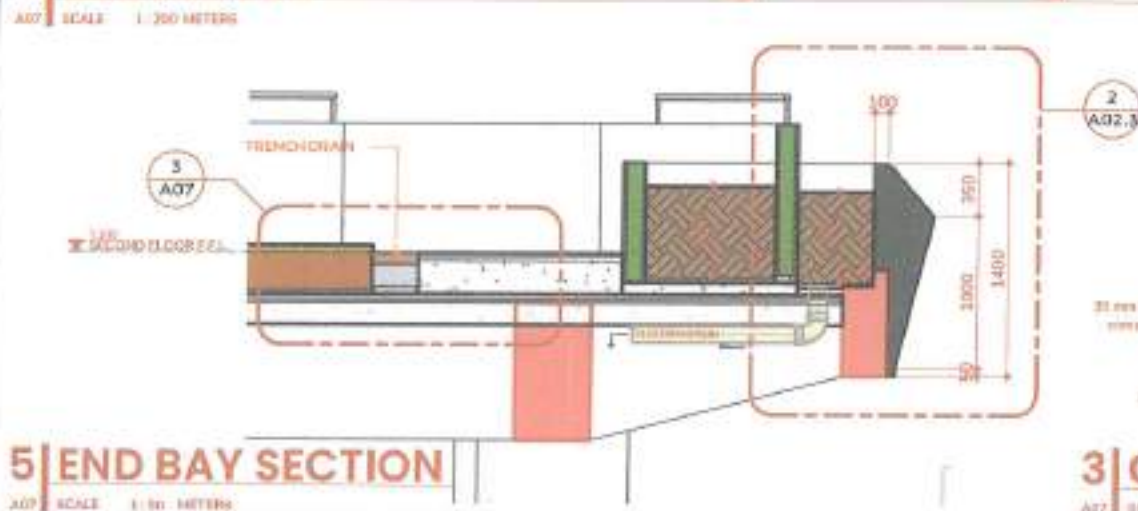
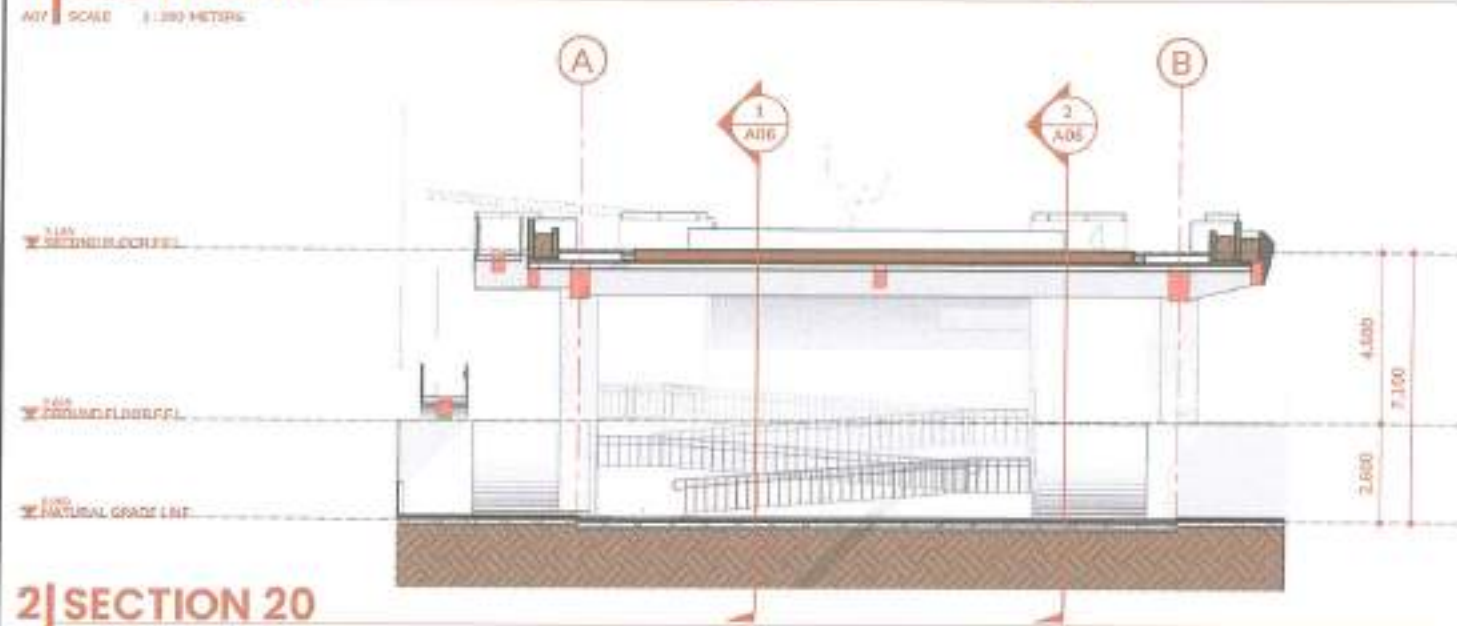
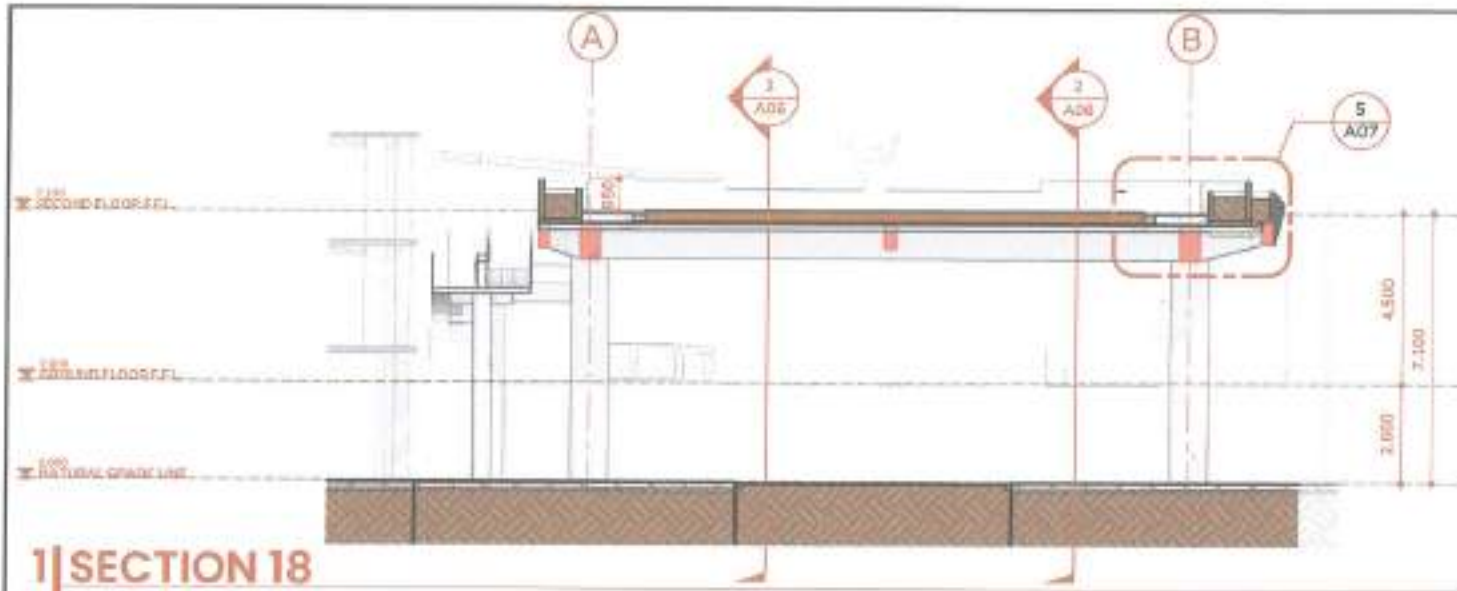


## 2 | LONGITUDINAL SECTION 2

ASB SCALE 1:200 METERS

PREPARED BY:	RECOMMENDING APPROVAL:	APPROVED BY:	PROJECT TITLE:	SHEET CONTENT:	NOTED BY: M.S.T.	SHEET NO.:
 <b>PARKS</b> DEVELOPMENT & ADMINISTRATION DEPARTMENT	Arch. BALTAZAR C. AVELINO OFFICER IN CHARGE	Hon. MA. JOSEFINA G. BELMONTE CITY MAYOR QUEZON CITY	PROPOSED REDEVELOPMENT OF BUENAMAR PLAZA AT QUIRINO HIGHWAY LOCATION: BRGY. NOVALICHES PROPER, DISTRICT 5, QUEZON CITY	LONGITUDINAL SECTIONS	DATE: 27/10/2023 8:32:27 am CHECKED BY: J.S.M. DATE: 27/10/2023 8:32:27 am DESIGNED & CADD BY: J.S.M. DATE: 27/10/2023 8:32:27 am	A06





**FF-03**  
350 x 600 x 20 mm Non-Skid Granite Tiles, Flamed Finish, Gray

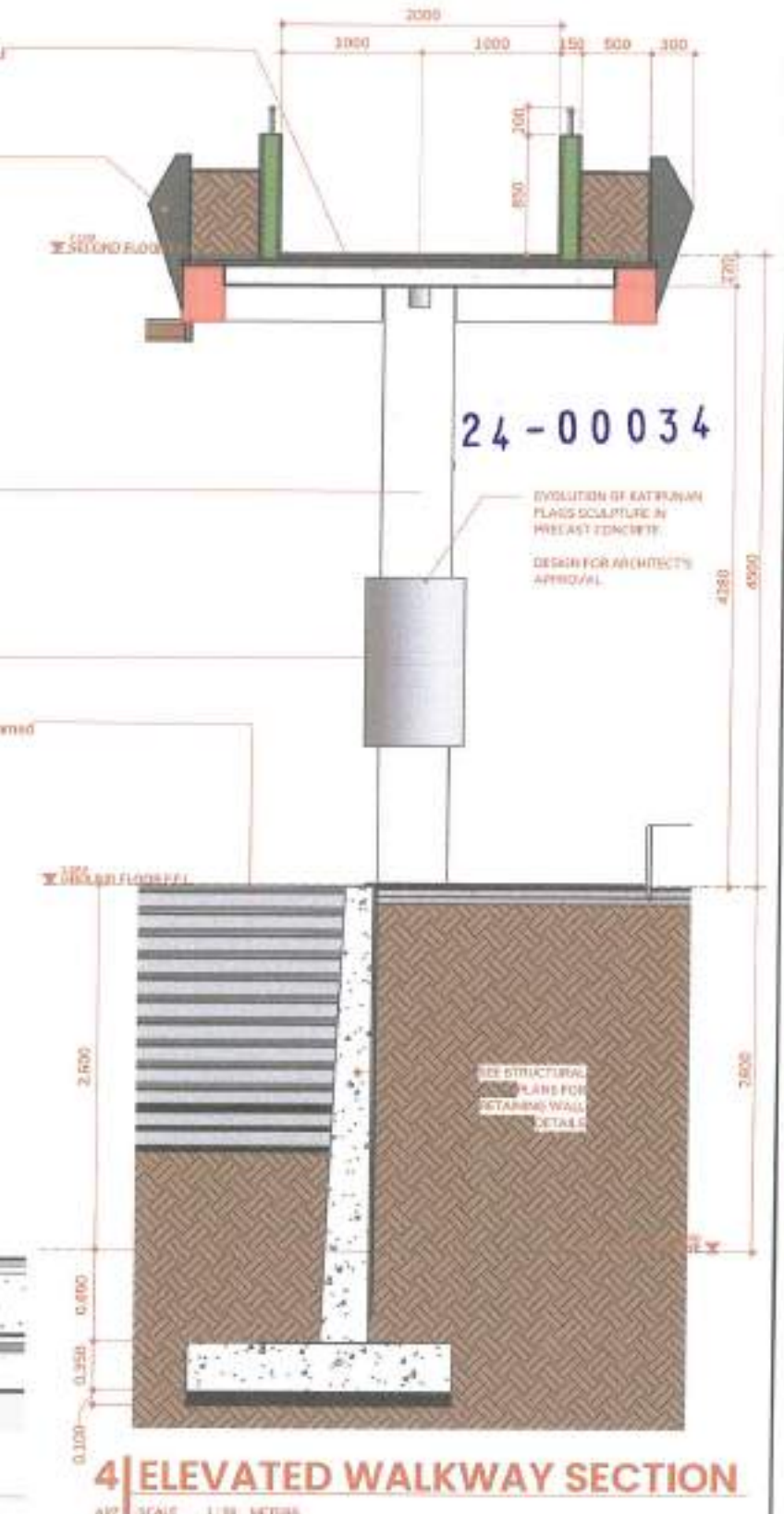
SEE STRUCTURAL PLANS FOR DETAILS


**WF-01**  
White Exterior Paint on Concrete

CUT-OUT REINFORCING METAL PLATE, PROVIDE BOLT BOLTS EMBEDDED ON CONCRETE COLUMN FOR INSTALLATION

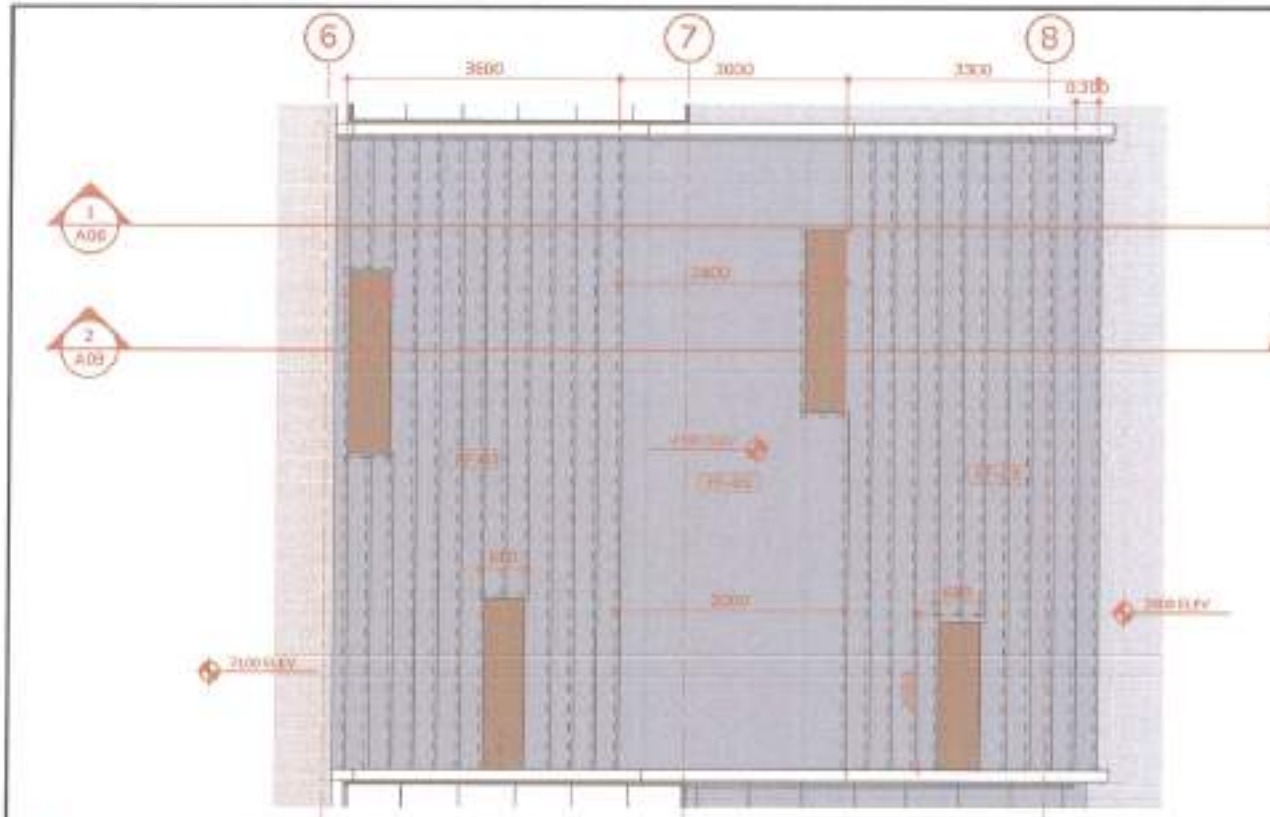
SEE EDS FOR DETAILS

**FF-03**  
350 x 600 x 20 mm Non-Skid Granite Tiles, Flamed Finish, Gray



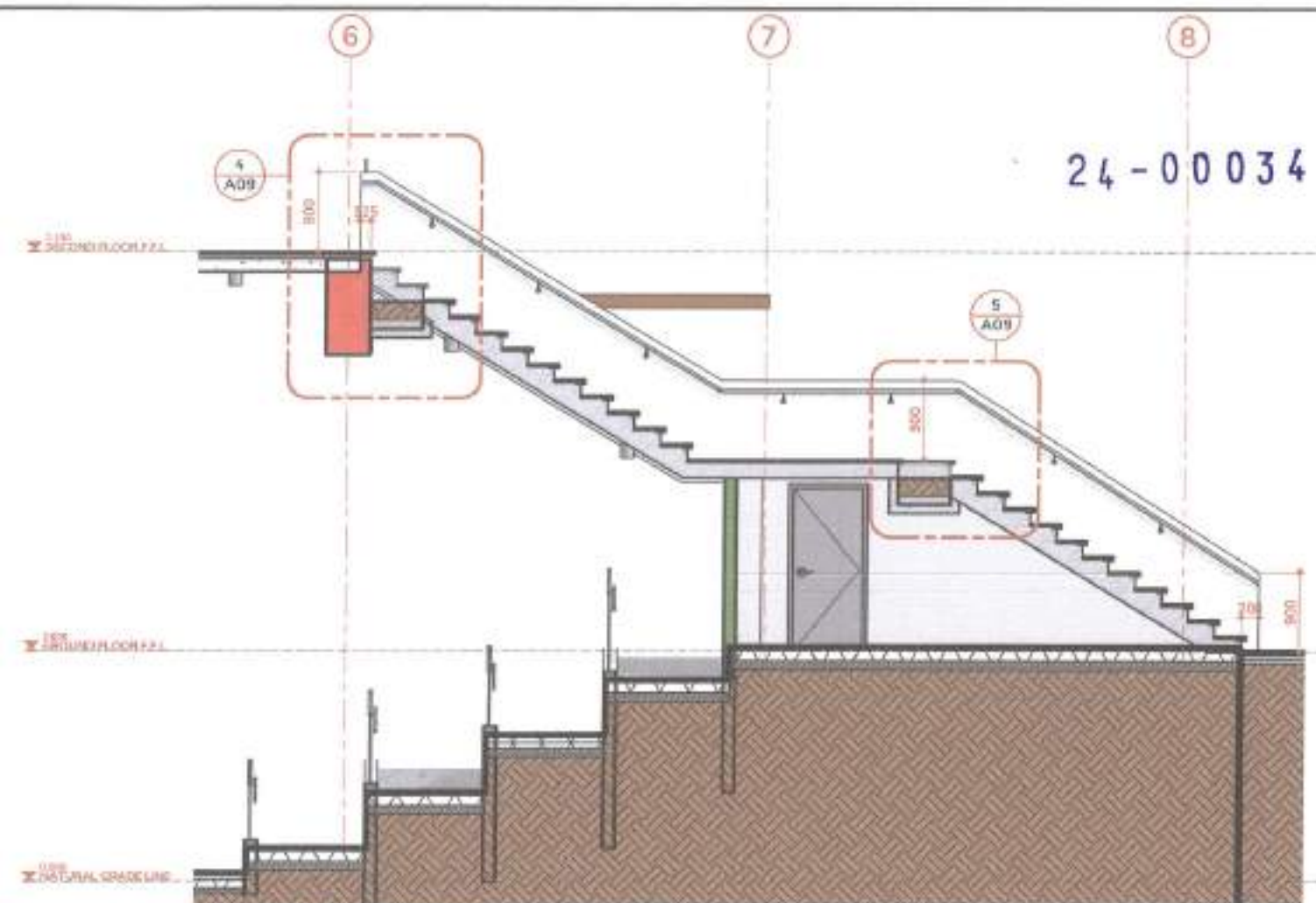
PREPARED BY:  <b>PARKS</b> DEVELOPMENT & ADMINISTRATION DEPARTMENT	RECOMMENDING APPROVAL:  Arch. BALTAZAR C. AVELINO OFFICER IN CHARGE	APPROVED BY:  Hon. MA. JOSEFINA G. BELMONTE CITY MAYOR QUEZON CITY	PROJECT TITLE:  PROPOSED REDEVELOPMENT OF BUENAMAR PLAZA AT QUIRINO HIGHWAY  LOCATION: BRGY. NOVALICHES PROPER, DISTRICT 5, QUEZON CITY	SHEET CONTENT:  CROSS SECTIONS AND SECTION DETAILS	NOTED BY: M.S.T. DATE: 201100003 8:32:30 am CHECKED BY: J.S.M. DATE: 201100003 8:32:30 am DESIGNED & CADD BY: J.S.M. DATE: 201100003 8:32:30 am	SHEET NO.:  <b>A07</b>
---	--	--	--	---	--	------------------------------





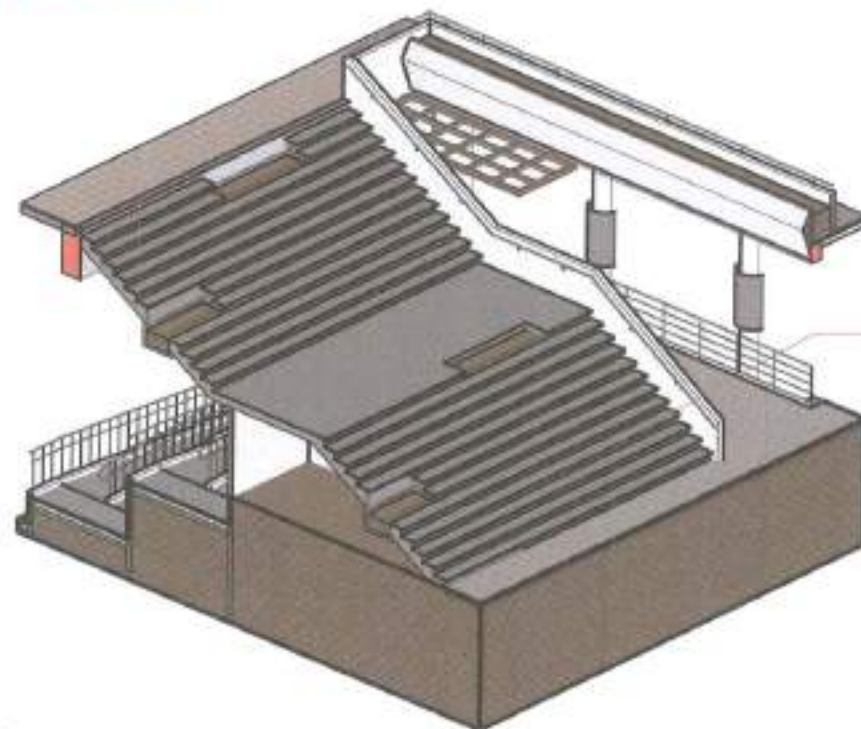
**1| MAIN STAIRS BLOW-UP PLAN**

ASB SCALE 1:100 METERS



**2| MAIN STAIRS SECTION**

ASB SCALE 1:25 METERS



**3| MAIN STAIRS ISOMETRIC VIEW**

ASB SCALE 1:100 METERS



**4| MAIN STAIRS SECTION BLOWUP 1**

ASB SCALE 1:25 METERS

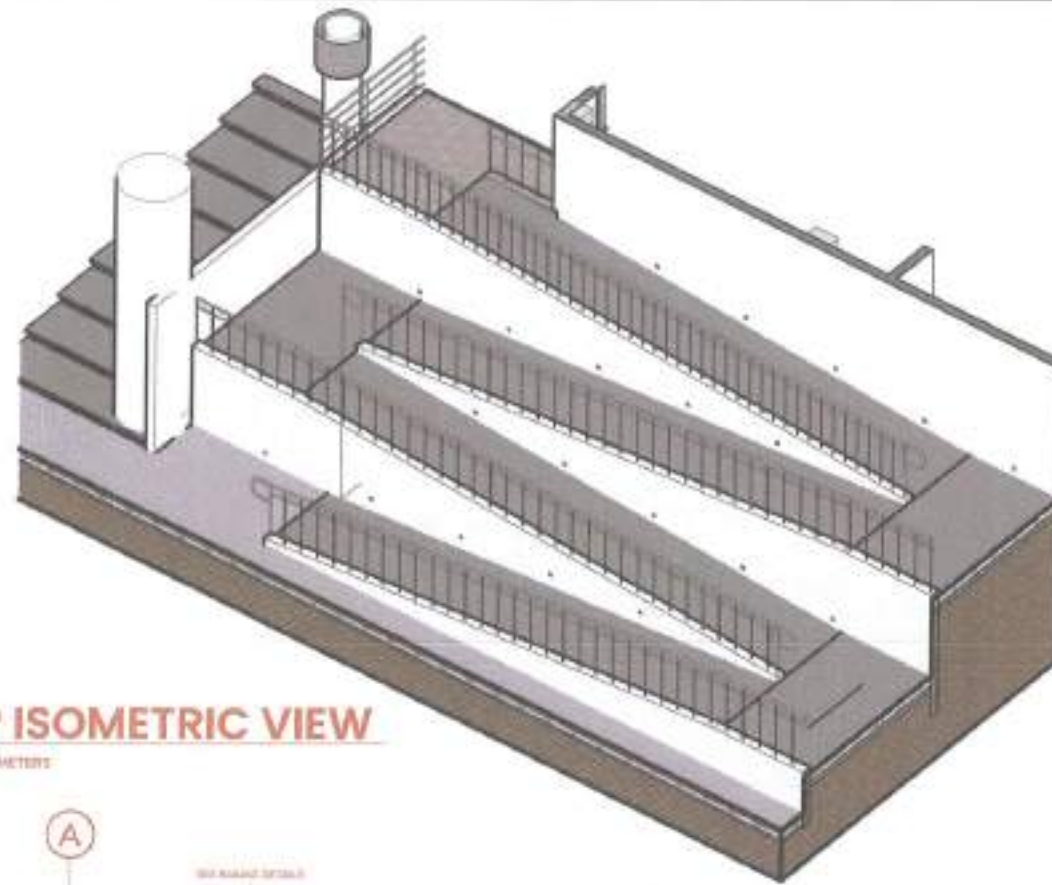


**5| MAIN STAIRS SECTION BLOWUP 2**

ASB SCALE 1:25 METERS

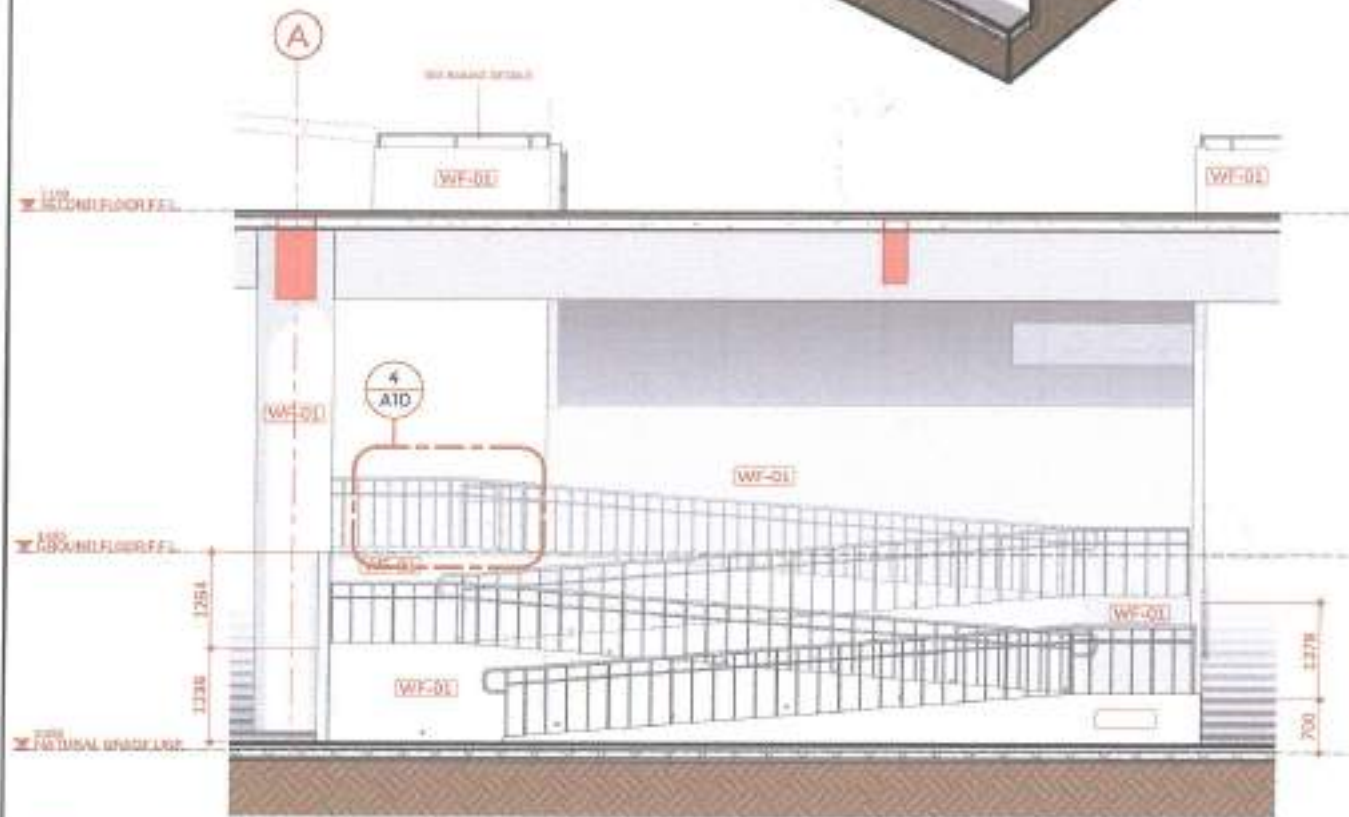
PREPARED BY:	RECOMMENDING APPROVAL:	APPROVED BY:	PROJECT TITLE:	SHEET CONTENT:	NOTED BY:	SHEET NO.:
			PROPOSED REDEVELOPMENT OF BUENAMAR PLAZA AT QUIRINO HIGHWAY	MAIN STAIRS SECTION DETAILS		A09
	Arch. BALTAZAR C. AVELINO OFFICER IN CHARGE	Hon. MA. JOSEFINA G. BELMONTE CITY MAYOR	LOCATION: BRGY. NOVALICHES PROPER, DISTRICT 5, QUEZON CITY		DATE: 20100220 8:32:35 am CHECKED BY:	
					DATE: 20100220 8:32:35 am DESIGNED & CADD BY:	
					DATE: 20100220 8:32:35 am	





## 2 | RAMP ISOMETRIC VIEW

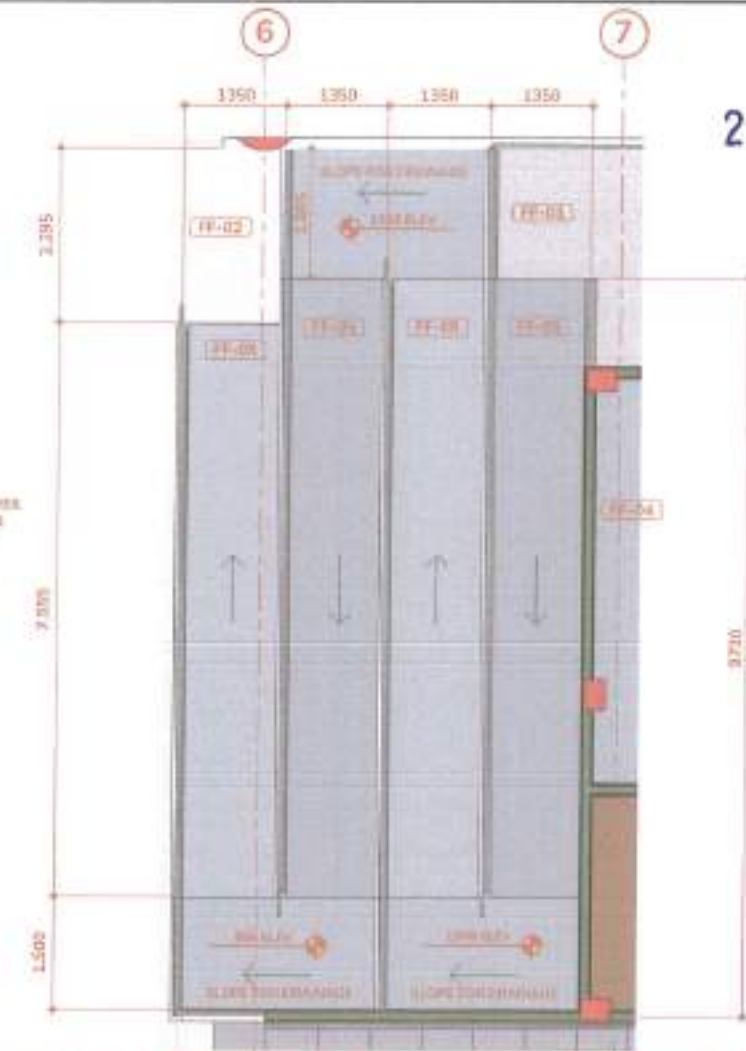
A10 SCALE 1:100 METERS



## 1 | Section 22

A10 SCALE 1:100 METERS

NOTE:  
SEE FOLLOWING FOR LOWER  
TO UPPER GROUND FLOOR  
RAMP RAILING DETAILS  
4 / A10  
5 / A10



24-00034

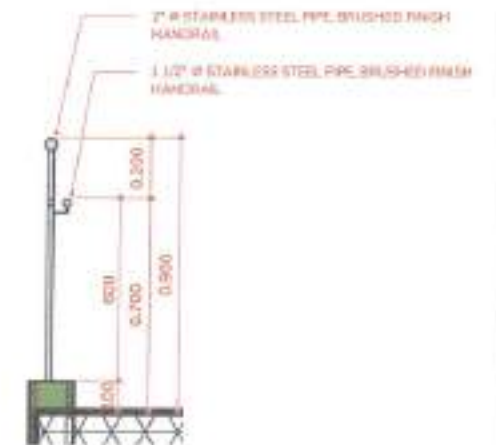
## 3 | LOWER TO UPPER GROUND FLOOR RAMP

A10 SCALE 1:100 METERS



## 4 | RAMP RAILING ELEVATION

A10 SCALE 1:25 METERS



## 5 | RAMP RAILING DETAIL

A10 SCALE 1:25 METERS

PREPARED BY:



RECOMMENDING APPROVAL:

Arch. BALTAZAR C. AVELINO  
OFFICER IN CHARGE

APPROVED BY:

Hon. MA. JOSEFINA G. BELMONTE  
CITY MAYOR

PROJECT TITLE:

PROPOSED REDEVELOPMENT  
OF BUENAMAR PLAZA AT  
QUIRINO HIGHWAY

LOCATION: BRGY. NOVALICHES PROPER,  
DISTRICT 8, QUEZON CITY

SHEET CONTENT:

LOWER TO UPPER  
GROUND FLOOR RAMP  
DETAILS

NOTED BY: M.S.T.

DATE: 20100203 9:32:37 am

CHECKED BY: J.S.T.

DATE: 20100203 9:32:37 am

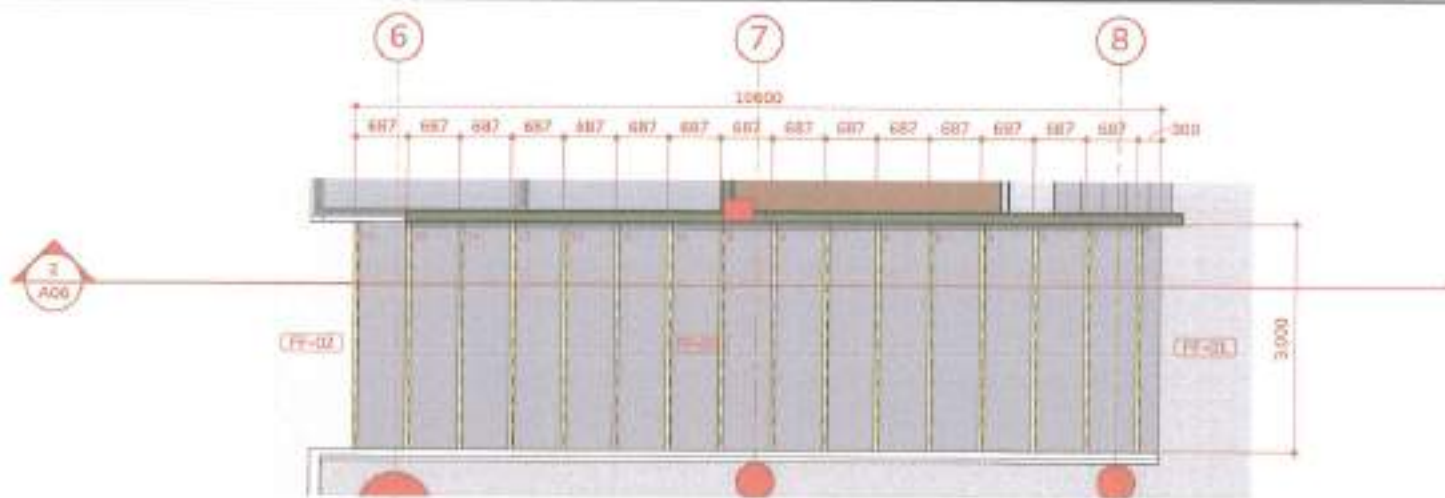
DESIGNED &  
CADD BY: J.S.T.

DATE: 20100203 9:32:37 am

SHEET NO.:

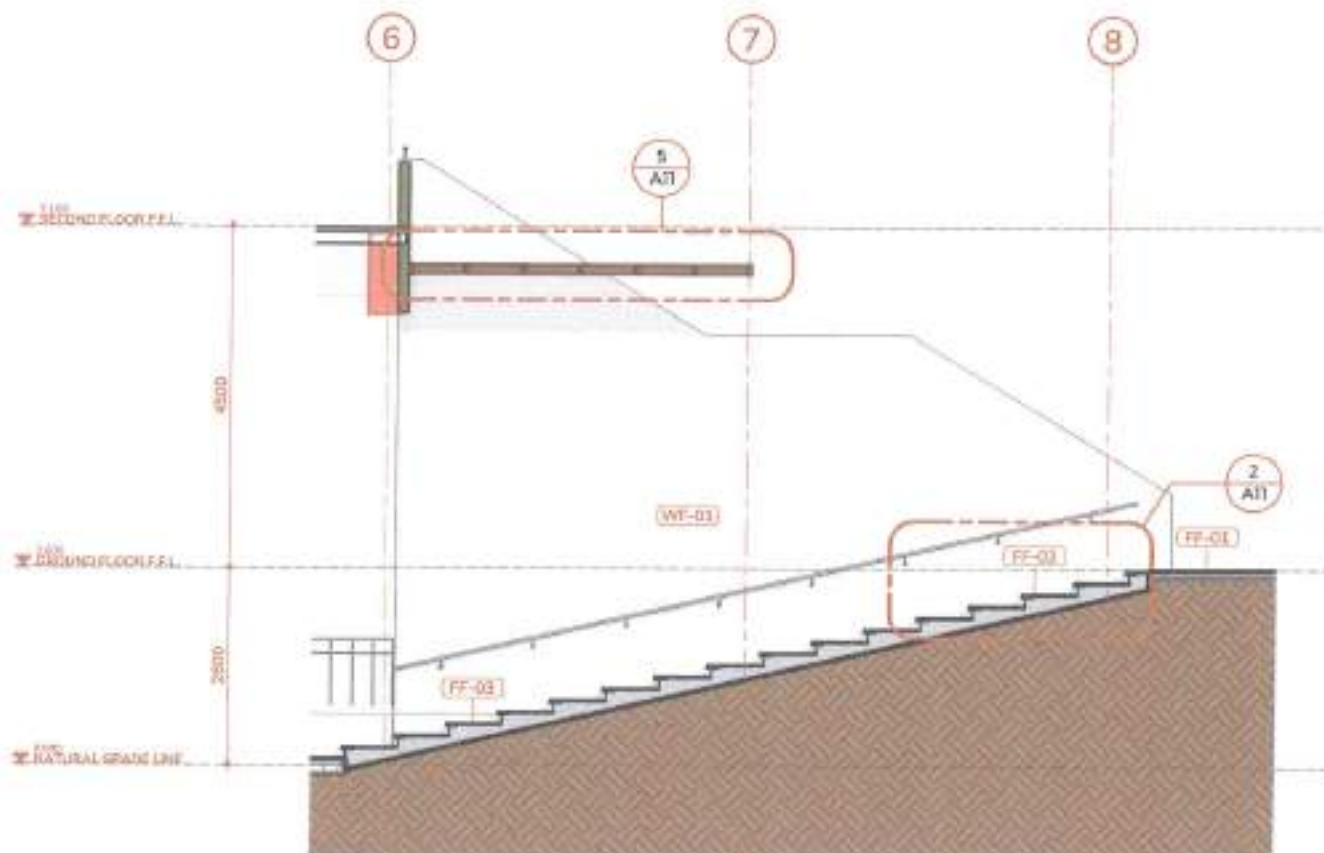
A10





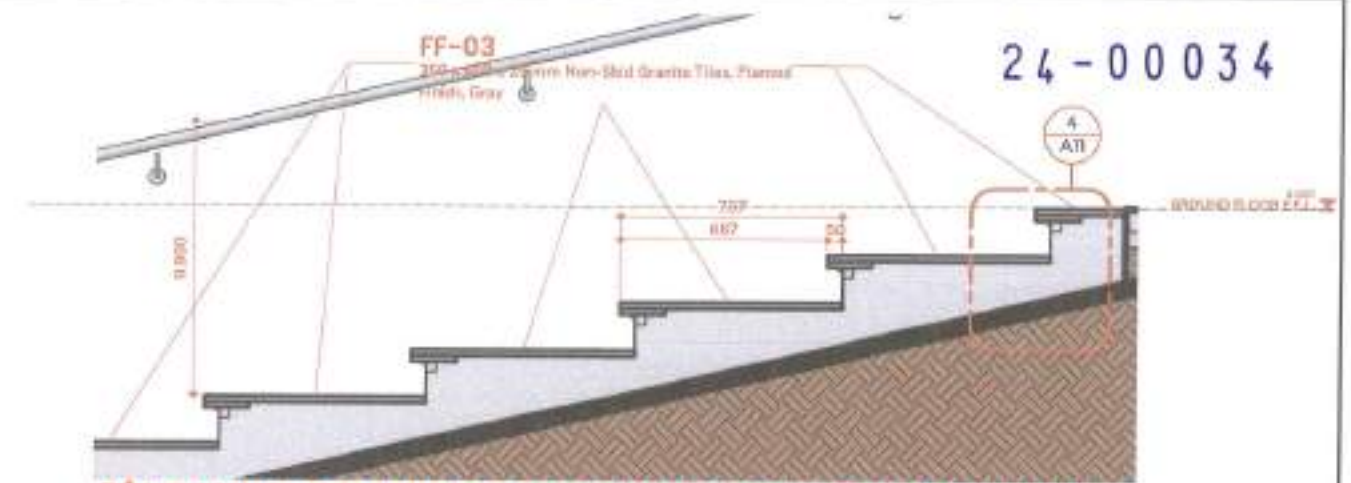
**3 | UPPER TO LOWER GROUND FLOOR STAIR ACCESS**

A11 SCALE 1:100 METERS



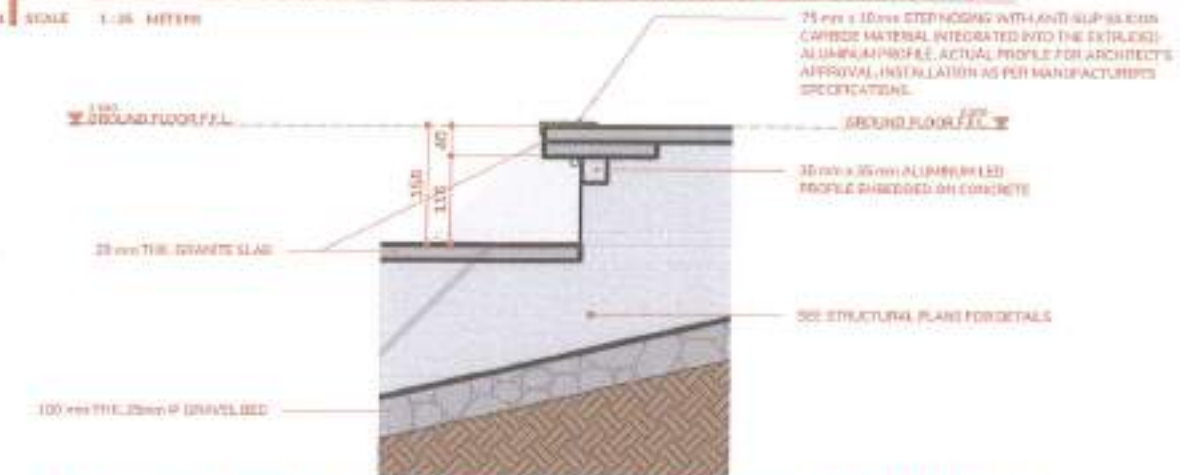
**1 | UPPER TO LOWER GROUND FLOOR STAIR ACCESS SECTION**

A11 SCALE 1:100 METERS



**2 | LOWER TO UPPER GROUND STAIRS BLOWUP 1**

A11 SCALE 1:25 METERS



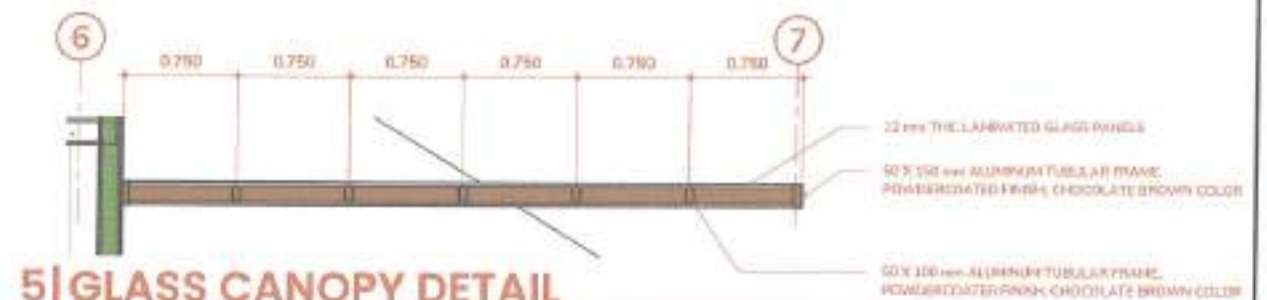
**4 | LOWER TO UPPER GROUND STAIRS BLOWUP 2**

A11 SCALE 1:50 METERS



**6 | GLASS CANOPY DETAIL**

A11 SCALE 1:100 METERS



**5 | GLASS CANOPY DETAIL**

A11 SCALE 1:25 METERS

PREPARED BY:	RECOMMENDING APPROVAL:	APPROVED BY:	PROJECT TITLE:	SHEET CONTENT:	NOTED BY:	SHEET NO.:
			PROPOSED REDEVELOPMENT OF BUENAMAR PLAZA AT QUIRINO HIGHWAY LOCATION: BRGY. NOVALICHES PROPER, DISTRICT 5, QUEZON CITY	LOWER TO UPPER GROUND STAIR DETAILS	M.S.T. DATE: 07/16/2023 8:32:43 am CHECKED BY: J.S.M. DATE: 07/16/2023 8:32:43 am DESIGNED & CADD BY: J.S.M. DATE: 07/16/2023 8:32:43 am	A11



24-00034



# BONIFACIO MONUMENT

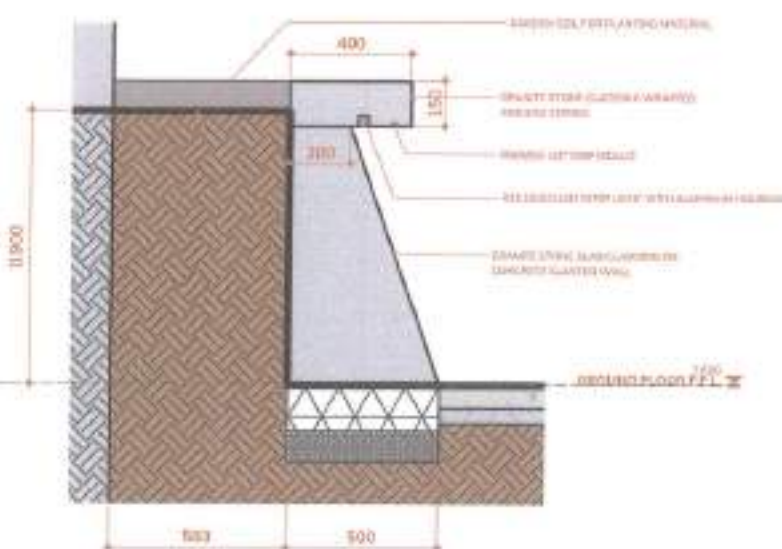
NOTE: IMAGES OF THE SCULPTURES SHOWN BELOW ARE FOR REFERENCE PURPOSES ONLY. IT IS NOT THE PROPOSED DESIGN INTENDED FOR THIS PROJECT. ACTUAL DESIGN FOR ARCHITECT'S APPROVAL.

Bronze sculpture of Bonifacio for replacement.

Concrete pedestal with whole washout finish.

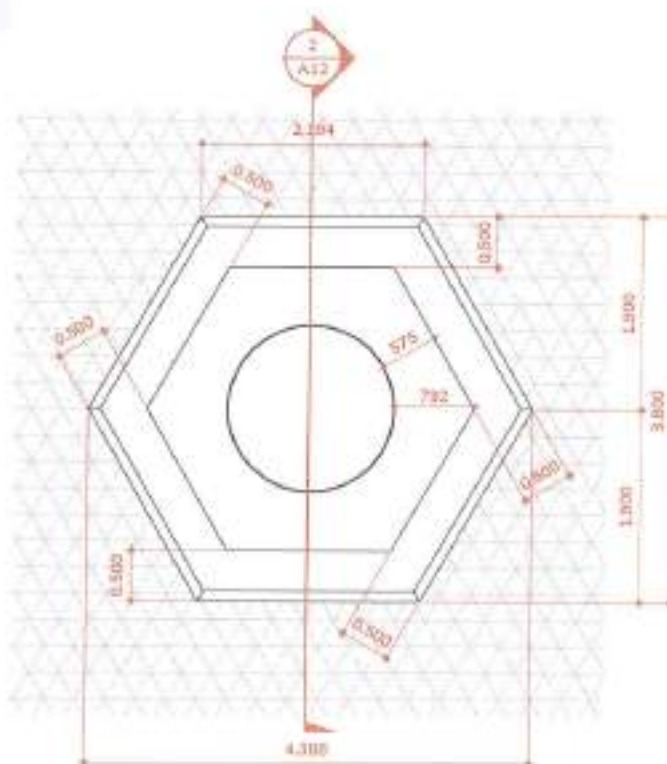
Bronze sculpture.

Granite cladding on monument base for architect's approval.



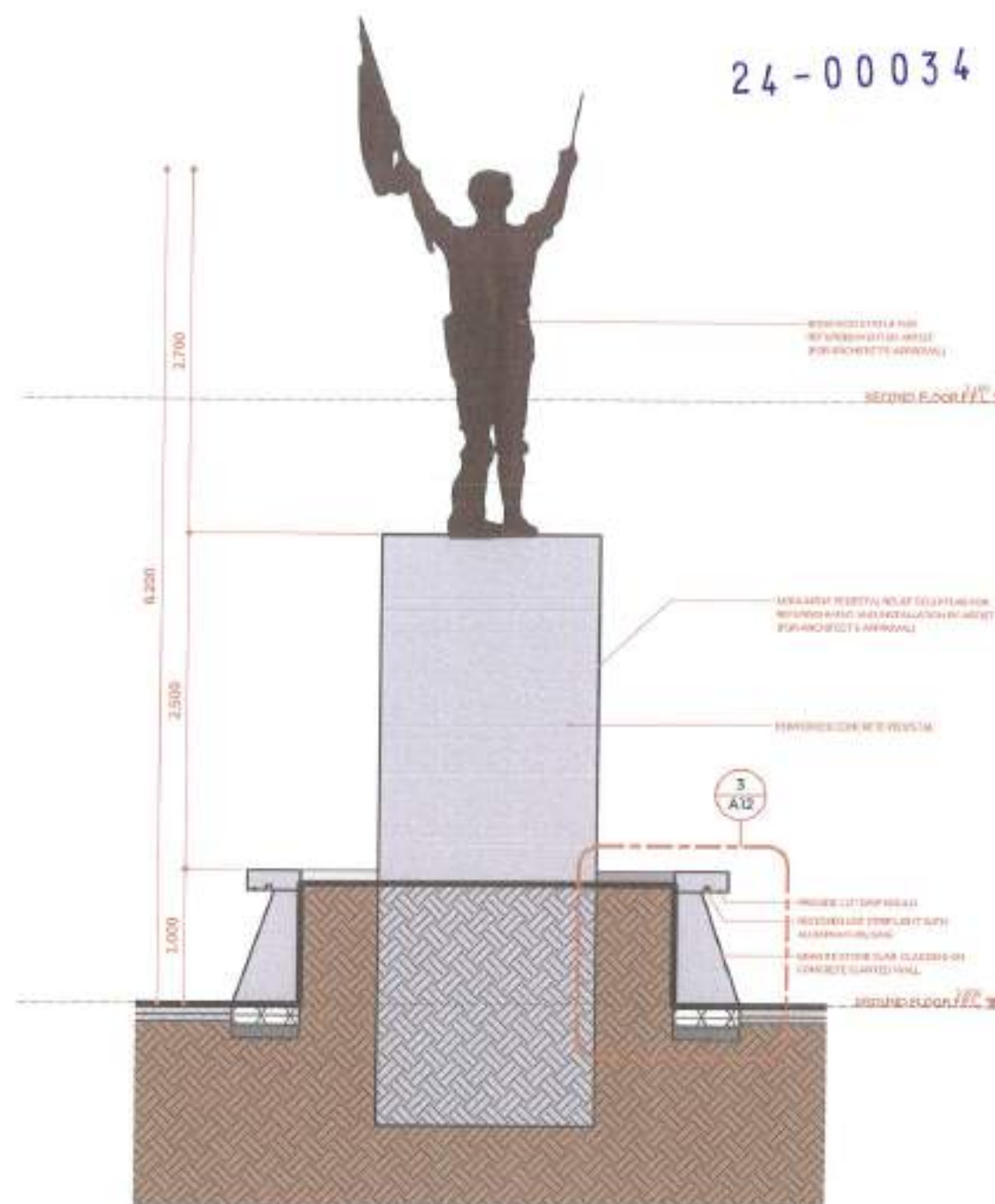
## 3 | MONUMENT CROSS SECTION BLOWUP 1

A12 SCALE: 1:25 METERS



## 1 | BONIFACIO MONUMENT PLAN VIEW

A12 SCALE: 1:75 METERS



## 2 | MONUMENT CROSS SECTION

A12 SCALE: 1:50 METERS

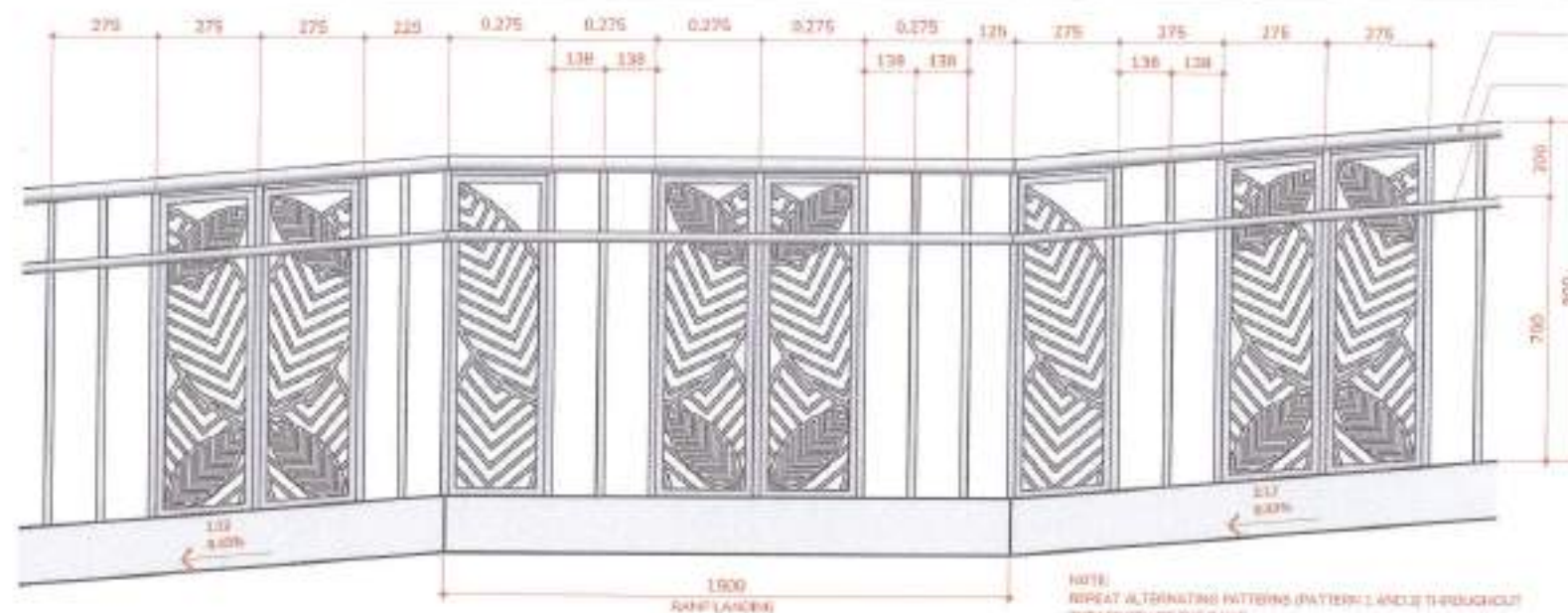
PREPARED BY:	RECOMMENDING APPROVAL:	APPROVED BY:	PROJECT TITLE:	SHEET CONTENT:	NOTED BY: M.S.T.	SHEET NO.:
 PARKS DEVELOPMENT & ADMINISTRATION DEPARTMENT	Arch. BALTAZAR C. AVELINO OFFICER IN CHARGE	Hon. MA. JOSEFINA G. BELMONTE CITY MAYOR	PROPOSED REDEVELOPMENT OF BUENAMAR PLAZA AT QUIRINO HIGHWAY	BONIFACIO MONUMENT DETAILS	DATE: 22/10/2023 6:32:41 pm CHECKED BY: J.S.M. DATE: 27/10/2023 6:32:41 pm DESIGNED & CADD BY: J.S.M. DATE: 27/10/2023 6:32:41 pm	A12





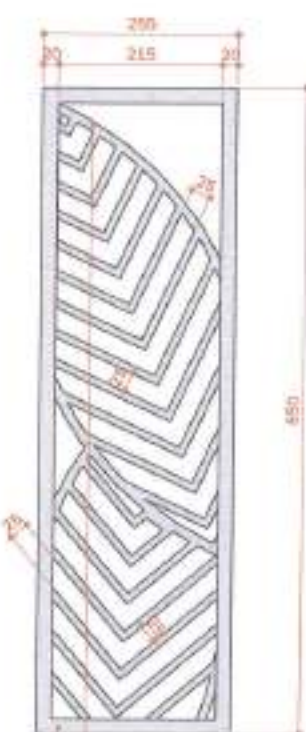


24-00034



# 1 | UPPER GROUND TO SECOND FLOOR RAMP RAILING ELEVATION

A14 SCALE 1:20 METERS



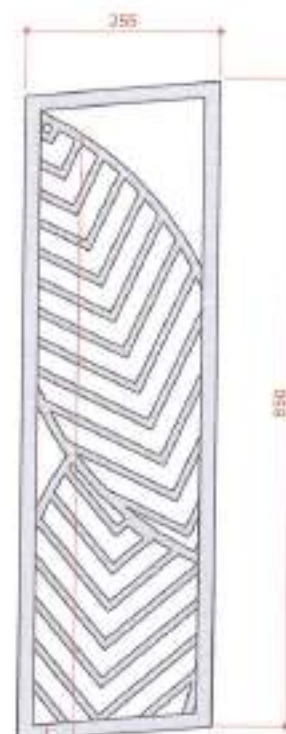
## 3 | RAMP RAILING 2

A14 SCALE 1:10 METERS



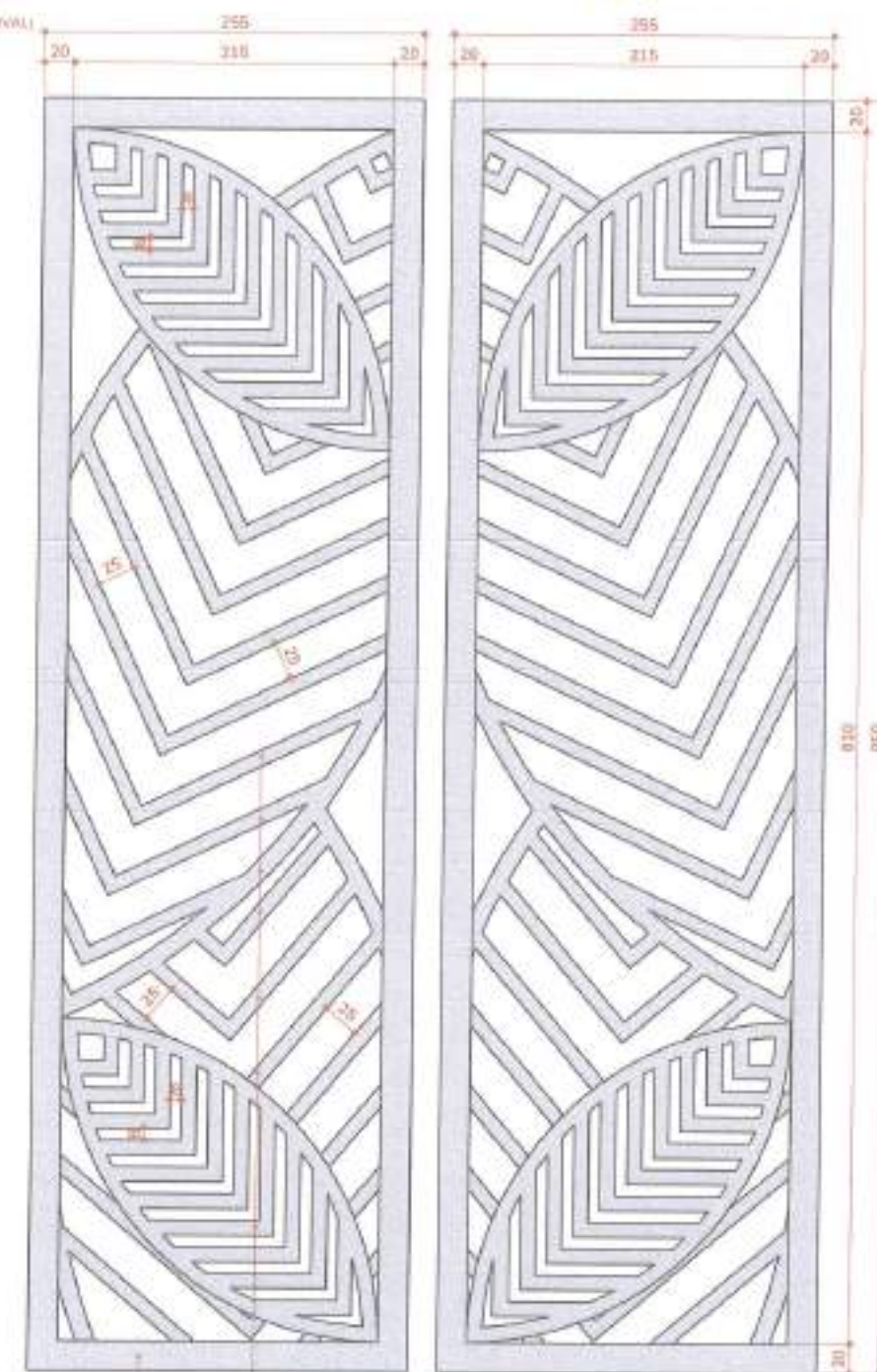
## 4 | RAMP RAILING 1 ON SLOPE

A14 SCALE 1:10 METERS




## 5 | RAMP RAILING 2 ON SLOPE

A14 SCALE 1:10 METERS

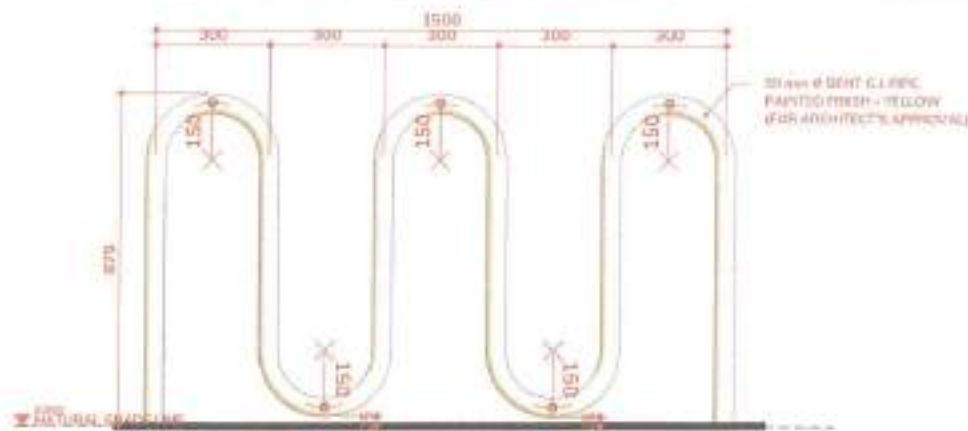


## 2 | RAMP RAILING 1

A14 SCALE 1:10 METERS

PREPARED BY:	RECOMMENDING APPROVAL:	APPROVED BY:	PROJECT TITLE:	SHEET CONTENT:	NOTED BY:	SHEET NO.:
 <b>PARKS</b> DEVELOPMENT & ADMINISTRATION DEPARTMENT	Arch. BALTAZAR C. AVELINO OFFICER IN CHARGE	Hon. MA. JOSEFINA G. BELMONTE CITY MAYOR	PROPOSED REDEVELOPMENT OF BUENAMAR PLAZA AT QUIRINO HIGHWAY LOCATION: BRGY. NOVALICHES PROPER, DISTRICT 5, QUEZON CITY	UPPER GROUND TO SECOND FLOOR RAMP RAILING DETAILS	DATE: 27/10/2023 8:32:44 am CHECKED BY: J.S.M. DATE: 27/10/2023 8:32:44 am DESIGNED & CADD BY: J.S.M. DATE: 27/10/2023 8:32:44 am	A14






**1 | BIKE RACK ELEVATION**

A15 SCALE 1:20 METERS



**3 | BIKE RACK PLAN**

A15 SCALE 1:20 METERS



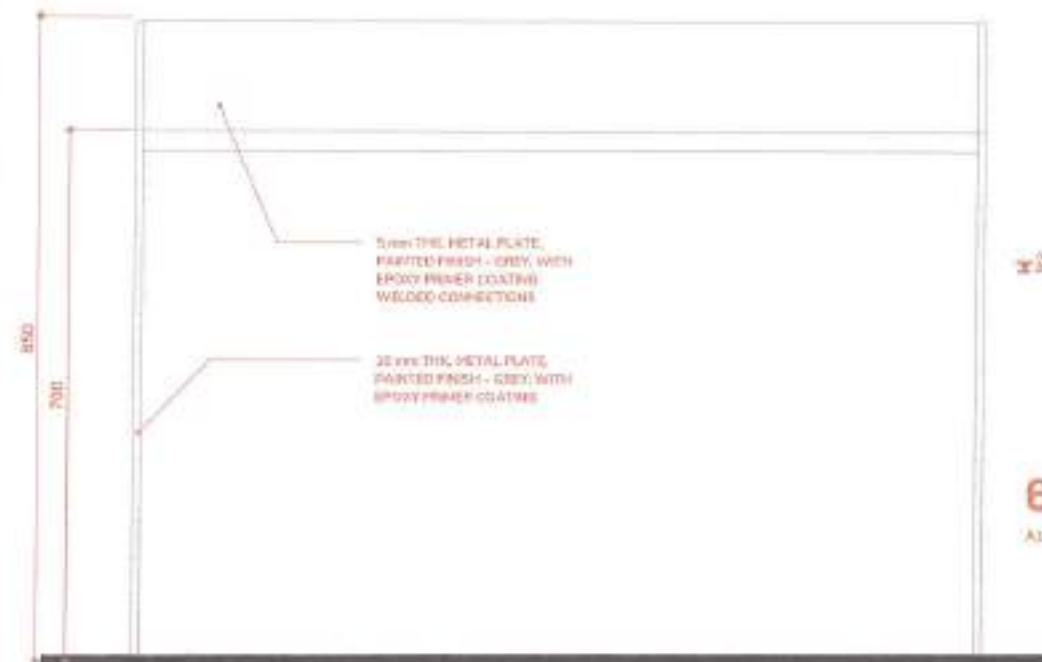
**2 | BIKE RACK ISOMETRIC**

A15 SCALE METERS



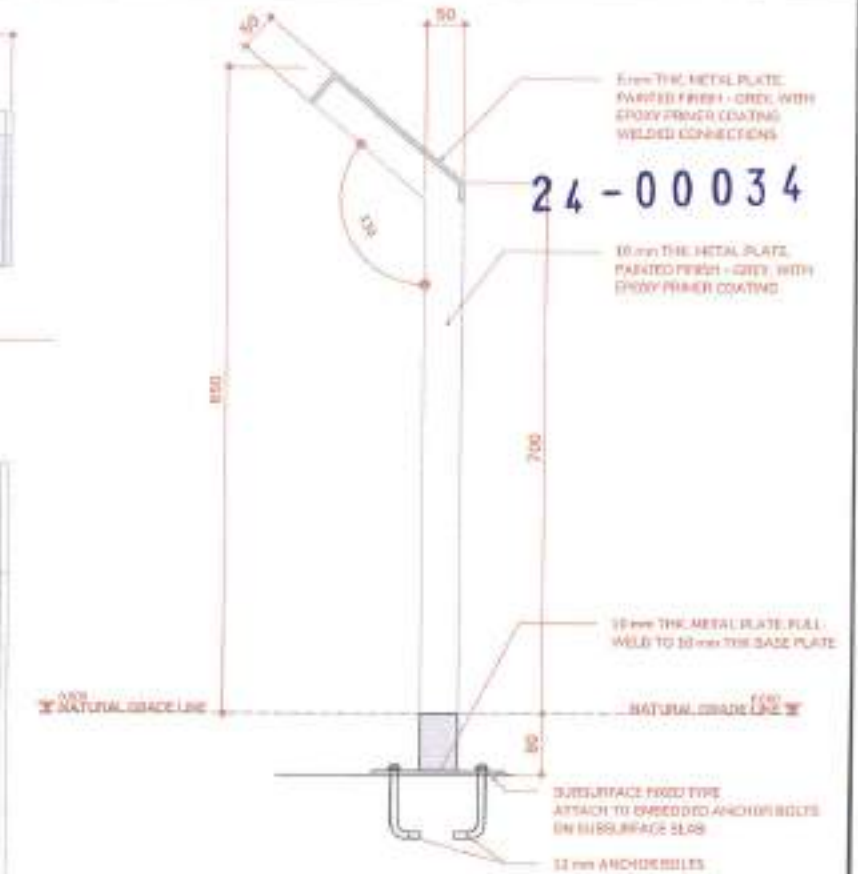
**4 | LEANING RAIL PLAN**

A15 SCALE 1:10 METERS



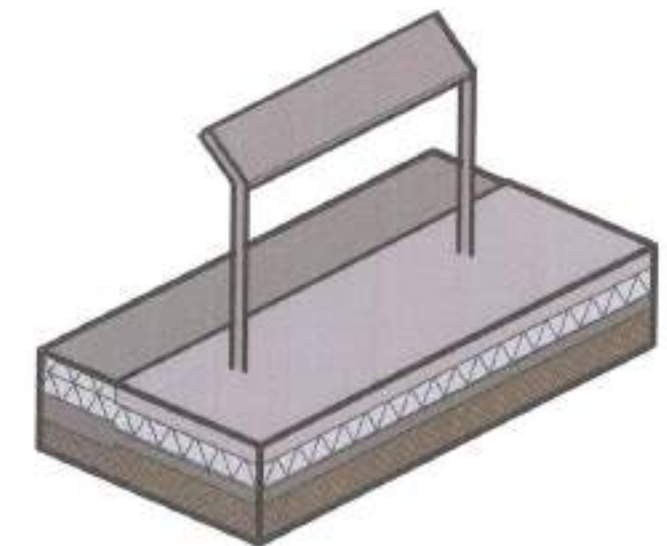
**5 | LEANING RAIL ELEVATION**

A15 SCALE 1:10 METERS



**6 | LEANING RAIL SECTION**




A15 SCALE 1:10 METERS



**7 | LEANING RAIL ISOMETRIC**

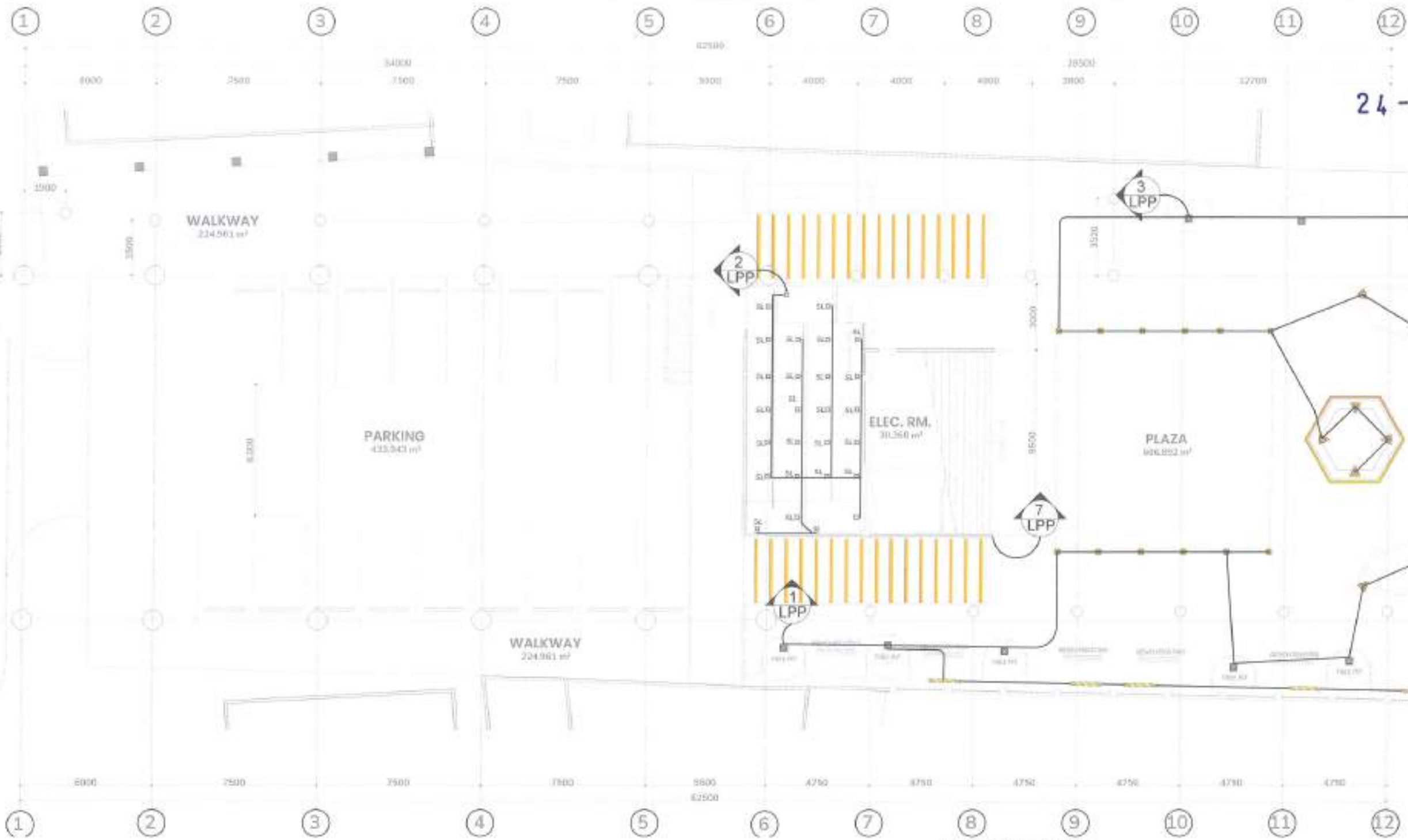
A15 SCALE METERS

PREPARED BY:	RECOMMENDING APPROVAL:	APPROVED BY:	PROJECT TITLE:	SHEET CONTENT:	NOTED BY:	SHEET NO.:
 <b>PARKS</b> DEVELOPMENT & ADMINISTRATION DEPARTMENT	 Arch. BALTAZAR C. AVELINO OFFICER IN CHARGE	 Hon. MA. JOSEFINA G. BELMONTE CITY MAYOR	PROPOSED REDEVELOPMENT OF BUENAMAR PLAZA AT QUIRINO HIGHWAY LOCATION: BRGY. NOVALICHES PROPER, DISTRICT 5, QUEZON CITY	BIKE RACK & LEANING RAIL DETAILS	DATE: 27/10/2023 8:32:46 am CHECKED BY:  DATE: 27/10/2023 8:32:46 am DESIGNED & CADD BY:  DATE: 27/10/2023 8:32:46 am	<b>A15</b>

PREPARED BY:	RECOMMENDING APPROVAL:	APPROVED BY:	PROJECT TITLE:	SHEET CONTENT:	NOTED BY: <i>M.S.T.</i> DATE: 27/10/2023 @ 3:57 pm	SHEET NO.:
 <b>PARKS</b> DEVELOPMENT & ADMINISTRATION DEPARTMENT	 Arch. BALTAZAR C. AVELINO OFFICER IN CHARGE	 Hon. MA. JOSEFINA G. BELMONTE CITY MAYOR QUEZON CITY	PROPOSED REDEVELOPMENT OF BUENAMAR PLAZA AT QUIRINO HIGHWAY  LOCATION: BRGY. NOVALICHES PROPER, DISTRICT 5, QUEZON CITY	FENCE DETAILS	CHECKED BY: <i>CADD</i> DATE: 27/10/2023 @ 3:57 pm DESIGNED & CADD BY: <i>J.S.M.</i> DATE: 27/10/2023 @ 3:57 pm	A16



24-00034




GROUND LEVEL  
**1 LIGHTING LAYOUT**  
E01 SCALE 1:200 METERS

**ELECTRICAL LEGEND**

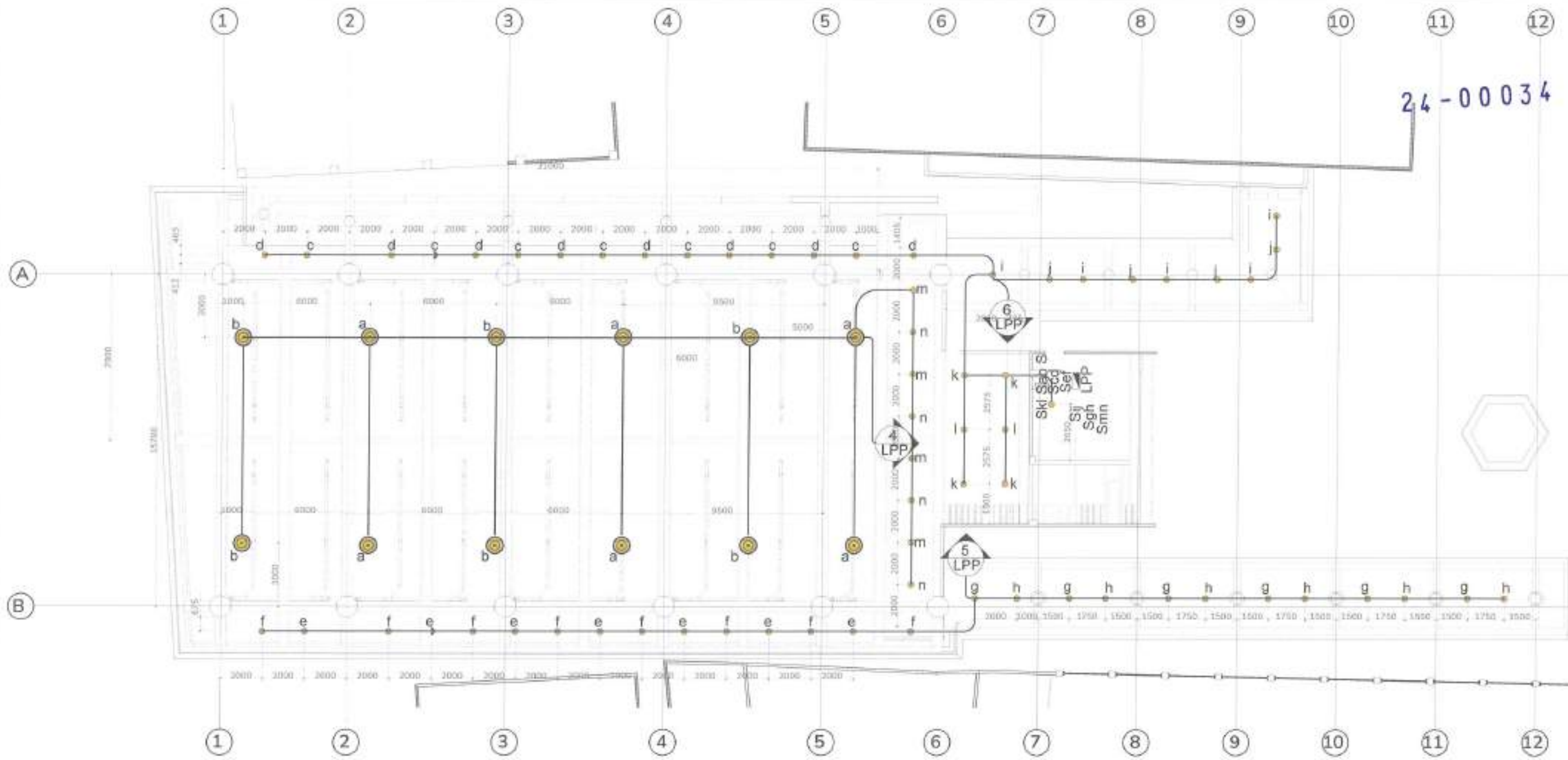
- LIGHTING**
- IP SURFACE MOUNTED (CALL OUT FOR FIXTURE WITH ARCHITECT)
  - GROUND MOUNTED LIGHT
  - WALL MOUNTED LIGHT
  - GROUND LIGHT (SOLAR PANEL)
  - LED STRIP

- CANOPY LIGHT (WITH BALL)
- STREET LIGHT
- FLOOR MOUNTED (WITH BALL)
- RECESSED LIGHT

- POWER**
- 2 CORE 100 AMPER CONDUIT (WITH BALL)
  - 2 CORE 100 AMPER CONDUIT (WITH BALL)
  - 2 CORE 100 AMPER CONDUIT (WITH BALL)
  - 2 CORE 100 AMPER CONDUIT (WITH BALL)
- NOTE**
- ALL LIGHTING FIXTURES SHALL BE INSTALLED IN ACCORDANCE WITH THE LATEST EDITION OF THE NATIONAL ELECTRICAL CODE (NEC) AND THE LATEST EDITION OF THE NATIONAL ELECTRICAL SAFETY CODE (NESC).

PREPARED BY:	RECOMMENDING APPROVAL:	APPROVED BY:	PROJECT TITLE:	SHEET CONTENT:	NOTED BY: J.S.T.	SHEET NO.:
 <b>PARKS</b> DEVELOPMENT & ADMINISTRATION DEPARTMENT	Arch. BALTAZAR C. AVELINO OFFICER IN CHARGE	Hon. MA. JOSEFINA G. BELMONTE CITY MAYOR	PROPOSED REDEVELOPMENT OF BUENAMAR PLAZA AT QUIRINO HIGHWAY  LOCATION: BRIS, MOVALICHES PROPER, DISTRICT 3, QUEZON CITY	LIGHTING LAY-OUT	DATE: 10/26/23 CHECKED BY: J.S.T. DATE: 10/26/23 CADD BY: E.G.H. DATE: 10/26/23	E01

24-00034



GROUND LEVEL CEILING  
**1 | LIGHTING LAYOUT**  
EJ02 SCALE 1:300 METERS

**ELECTRICAL LEGEND**

- LIGHTING**
- 2" ROUND RIMMOUNT CAN LIGHT WITH GUARD RAIL
  - WIDE SPREAD FLOOD LIGHT
  - BEAM FLOOD LIGHT
  - FLOOD LIGHT WITH GUARD RAIL
  - 2" ROUND RIMMOUNT CAN LIGHT
  - WIDE SPREAD FLOOD LIGHT
  - BEAM FLOOD LIGHT
  - FLOOD LIGHT WITH GUARD RAIL

- POWER**
- 2" O.D. WEATHER PROOF CONDUIT (W/ 1" MIN. BORE) INSULATED WIRE
  - 2" O.D. WEATHER PROOF CONDUIT (W/ 1" MIN. BORE) UNINSULATED WIRE
  - SMALL WIRE
- NOTE**
- ALL LIGHTING FIXTURES SHALL BE INSTALLED IN ACCORDANCE WITH THE LATEST EDITIONS OF THE NATIONAL ELECTRICAL CODE (NEC) AND THE NATIONAL FIRE PROTECTION ASSOCIATION (NFPA) STANDARDS.

PREPARED BY:	RECOMMENDING APPROVAL:	APPROVED BY:	PROJECT TITLE:	SHEET CONTENT:	NOTED BY: J.S.T.	SHEET NO.:
<p><b>PARKS</b> DEVELOPMENT &amp; ADMINISTRATION DEPARTMENT</p>	<p>Arch. BALTAZAR C. AVELINO OFFICER IN CHARGE</p>	<p>Hon. MA. JOSEFINA G. BELMONTE CITY MAYOR QUEZON CITY</p>	<p>PROPOSED REDEVELOPMENT OF BUENAMAR PLAZA AT QUIRINO HIGHWAY</p> <p>LOCATION: BRGY. NOVALICHES PROPER, DISTRICT 5, QUEZON CITY</p>	<p>LIGHTING LAY-OUT</p>	<p>DATE: 10/26/23 CHECKED BY: J. [Signature] DATE: 10/26/23 CADD BY: E.G.H. DATE: 10/26/23</p>	<p>E02</p>

### ELECTRICAL LEGEND

## LIGHTING


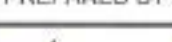




- 4" ROUND SQUARE PROFILES
- COMBINE STRIP BRIMS WITH JEWELRY
- GLASSBACK PROHIBITORY
- REEL AND SHOT
- PROFIT 1247
- SOUL PROPS

## POWER

2. **NAME** VENDOR GROUP: [www.vendorgroup.com](http://www.vendorgroup.com) or [www.vendorgroup.com](http://www.vendorgroup.com)  
 3. **NAME** VENDOR GROUP: [www.vendorgroup.com](http://www.vendorgroup.com) or [www.vendorgroup.com](http://www.vendorgroup.com)  
 4. **NAME** VENDOR GROUP: [www.vendorgroup.com](http://www.vendorgroup.com) or [www.vendorgroup.com](http://www.vendorgroup.com)

### NOTE

ALL RIGHTS RESERVED. No part of this publication may be reproduced, stored in a retrieval system, or transmitted, in any form or by any means, electronic, mechanical, photocopying, recording, or by any information storage or retrieval system, without prior written permission from the publisher.

PREPARED BY:	RECOMMENDING APPROVAL:	APPROVED BY:	PROJECT TITLE:	SHEET CONTENT:	NOTED BY:  DATE: 10/26/23	SHEET NO.  E03
 <b>PARKS</b> DEVELOPMENT & ADMINISTRATION DEPARTMENT	 Arch. BALTAZAR C. AVELINO OFFICER IN CHARGE	 Hon. MA. JOSEFINA G. BELMONTE CITY MAYOR QUEZON CITY	PROPOSED REDEVELOPMENT OF BUENAMAR PLAZA AT QUIRINO HIGHWAY  LOCATION: BROY, NOVALICHES PROPER, DISTRICT 5, QUEZON CITY	LIGHTING LAY-OUT  CHECKED BY:  DATE: 10/26/23 CADD BY: E.G.H.  DATE: 10/26/23		



24-00034

EL04 SCALE 1:200 METERS




## LIGHTING

- 17 WEEKS IN 1925 AND 1926
- CALLED IT "VERY SERIOUS WITH A LOT OF IT"
- 20 SPANISH WITH 60% LOSS
- 20% LOSS IN 1927
- 10% LOSS IN 1928
- 10% LOSS IN 1929

- CONCEPTUAL (WHY?)
- DESIGN (HOW?)
- CONSTRUCTION (HOW?)
- OPERATION (HOW?)
- MAINTENANCE (HOW?)
- REPAIR (HOW?)
- REPLACEMENT (HOW?)
- RECYCLING (HOW?)
- REUSE (HOW?)
- REPAIR (HOW?)
- REPLACEMENT (HOW?)
- RECYCLING (HOW?)
- REUSE (HOW?)

[illegible]

doi:10.1016/j.jpsy.2012.04.001

PREPARED BY:	RECOMMENDING APPROVAL:	APPROVED BY:	PROJECT TITLE:	SHEET CONTENT:	NOTED BY: M.S.T.	SHEET NO.:
 <b>PARKS</b> DEVELOPMENT & ADMINISTRATION DEPARTMENT	 Arch. BALTAZAR C. AVELINO OFFICER IN CHARGE	 Hon. MA. JOSEFINA G. BELMONTE CITY MAYOR QUEZON CITY	PROPOSED REDEVELOPMENT OF BUENAMAR PLAZA AT QUIRINO HIGHWAY  LOCATION: BRGY. AGUAYACHES PROPER, DISTRICT 3, QUEZON CITY	POWER LAY-OUT	DATE: 10/26/23 CHECKED BY: J.A.B. DATE: 10/26/23 CADD BY: E.G.H. DATE: 10/26/23	E04

① ② ③ ④ ⑤ ⑥ ⑦ ⑧ ⑨ ⑩ ⑪ ⑫



ⓑ

EL06 SCALE 1:100 METERS

## LIGHTING

-  CARNEGIE ENDOWMENT  
FOR INTERNATIONAL PEACE  
 BROOKINGS  
 AMERICAN ENTERPRISE  
INSTITUTE  
 HERITAGE FOUNDATION  
 HOOVER INSTITUTION  
 NATIONAL BUREAU OF  
ECONOMIC RESEARCH  
 PEW RESEARCH CENTER  
 RAND CORPORATION  
 ROCKEFELLER FOUNDATION  
 STIMSON CENTER  
 THE URBAN LEAGUE  
 WOODROW WILSON CENTER  
 BROOKINGS  
 AMERICAN ENTERPRISE  
INSTITUTE  
 HERITAGE FOUNDATION  
 HOOVER INSTITUTION  
 NATIONAL BUREAU OF  
ECONOMIC RESEARCH  
 PEW RESEARCH CENTER  
 RAND CORPORATION  
 ROCKEFELLER FOUNDATION  
 STIMSON CENTER  
 THE URBAN LEAGUE  
 WOODROW WILSON CENTER  
 BROOKINGS  
 AMERICAN ENTERPRISE  
INSTITUTE  
 HERITAGE FOUNDATION  
 HOOVER INSTITUTION  
 NATIONAL BUREAU OF  
ECONOMIC RESEARCH  
 PEW RESEARCH CENTER  
 RAND CORPORATION  
 ROCKEFELLER FOUNDATION  
 STIMSON CENTER  
 THE URBAN LEAGUE  
 WOODROW WILSON CENTER  
 BROOKINGS  
 AMERICAN ENTERPRISE  
INSTITUTE  
 HERITAGE FOUNDATION  
 HOOVER INSTITUTION  
 NATIONAL BUREAU OF  
ECONOMIC RESEARCH  
 PEW RESEARCH CENTER  
 RAND CORPORATION  
 ROCKEFELLER FOUNDATION  
 STIMSON CENTER  
 THE URBAN LEAGUE  
 WOODROW WILSON CENTER  
 BROOKINGS  
 AMERICAN ENTERPRISE  
INSTITUTE  
 HERITAGE FOUNDATION  
 HOOVER INSTITUTION  
 NATIONAL BUREAU OF  
ECONOMIC RESEARCH  
 PEW RESEARCH CENTER  
 RAND CORPORATION  
 ROCKEFELLER FOUNDATION  
 STIMSON CENTER  
 THE URBAN LEAGUE  
 WOODROW WILSON CENTER  
 BROOKINGS  
 AMERICAN ENTERPRISE  
INSTITUTE  
 HERITAGE FOUNDATION  
 HOOVER INSTITUTION  
 NATIONAL BUREAU OF  
ECONOMIC RESEARCH  
 PEW RESEARCH CENTER  
 RAND CORPORATION  
 ROCKEFELLER FOUNDATION  
 STIMSON CENTER  
 THE URBAN LEAGUE  
 WOODROW WILSON CENTER  
 BROOKINGS  
 AMERICAN ENTERPRISE  
INSTITUTE  
 HERITAGE FOUNDATION  
 HOOVER INSTITUTION  
 NATIONAL BUREAU OF  
ECONOMIC RESEARCH  
 PEW RESEARCH CENTER  
 RAND CORPORATION  
 ROCKEFELLER FOUNDATION  
 STIMSON CENTER  
 THE URBAN LEAGUE  
 WOODROW WILSON CENTER  
 BROOKINGS  
 AMERICAN ENTERPRISE  
INSTITUTE  
 HERITAGE FOUNDATION  
 HOOVER INSTITUTION  
 NATIONAL BUREAU OF  
ECONOMIC RESEARCH  
 PEW RESEARCH CENTER  
 RAND CORPORATION  
 ROCKEFELLER FOUNDATION  
 STIMSON CENTER  
 THE URBAN LEAGUE  
 WOODROW WILSON CENTER  
 BROOKINGS  
 AMERICAN ENTERPRISE  
INSTITUTE  
 HERITAGE FOUNDATION  
 HOOVER INSTITUTION  
 NATIONAL BUREAU OF  
ECONOMIC RESEARCH  
 PEW RESEARCH CENTER  
 RAND CORPORATION  
 ROCKEFELLER FOUNDATION  
 STIMSON CENTER  
 THE URBAN LEAGUE  
 WOODROW WILSON CENTER  
 BROOKINGS  
 AMERICAN ENTERPRISE  
INSTITUTE  
 HERITAGE FOUNDATION  
 HOOVER INSTITUTION

2. GANT W/OUT THE PROOF (CONVINCING) BUT LET US WAIT TO BE CONVINCED  
W/OUT A/OF THE WAY

3. GANT W/OUT THE PROOF (CONVINCING) BUT LET US WAIT TO BE CONVINCED  
W/OUT A/OF THE WAY

4. GANT W/OUT THE PROOF (CONVINCING) BUT LET US WAIT TO BE CONVINCED  
W/OUT A/OF THE WAY

© 2004 Blackwell Publishing Ltd, *Journal of Internal Medicine* 255: 103–110



PARKS  
DEVELOPMENT &  
ADMINISTRATION  
DEPARTMENT

APPROVED BY :

  
Hon. MA. JOSEFINA G. BELMONTE  
CITY MAYOR QUEZON CITY

PROJECT TITLE :	PROPOSED REDEVELOPMENT OF BUENAMAR PLAZA AT QUIRINO HIGHWAY
LOCATION	BROY, NOVALICHES PROPER, DISTRICT 3, QUEZON CITY

SHEET CONTENT
POWER LAY-OUT

NOTED BY: M.S.T.	SHEET NO.  <b>E05</b>
DATE: 10/26/23	
CHECKED BY: J.Y.S.	
DATE: 10/26/23	
CADD BY: E.G.H.	
DATE: 10/26/23	

# LIGHTING & POWER PANEL (LPP)

FEEDER SIZE: 2 - 30mm<sup>2</sup> THW WIRE + 1 - 8.0mm<sup>2</sup> THW WIRE (G) IN 32mmØ RSC

MAIN CIRCUIT BREAKER: 100 AT 230V 60Hz 2 POLE SINGLE PHASE BOLT-ON TYPE MAIN CIRCUIT BREAKER

CKT NO.	LOAD DESCRIPTION	QTY	VOLT	AMPERE	LOAD (VA)	CIRCUIT BREAKER		SIZE OF CONDUCTOR mm <sup>2</sup> THHN + mm <sup>2</sup> THHN (G)	SIZE OF CONDUIT IN mmØ
						POLE	AT		
1	10W Up light + 10W Bollard light + 15W Canopylight	2 + 6 + 5 + 5	230	1.37	315	2	30	2 - 5.5 (+) 1 - 5.5 (G)	15
2	3W Steplight	27	230	0.35	81	2	20	2 - 3.5 (+) 1 - 3.5 (G)	15
3	10W Up light + 10W Bollard light + LED Striplight + 15W Canopylight	6 + 6 + 18	230	1.58	365	2	30	2 - 5.5 (+) 1 - 3.5 (G)	15
4	150W High-bay light + 20W Downlight	12 + 8	230	9.15	2104	2	30	2 - 5.5 (+) 1 - 5.5 (G)	15
5	20W Down light	27	230	2.35	540	2	15	2 - 2.0 (+) 1 - 2.0 (G)	15
6	20W Down light	31	230	2.70	620	2	15	2 - 2.0 (+) 1 - 2.0 (G)	15
7	LED stplight	1	230	8.70	2000	2	30	2 - 5.5 (+) 1 - 5.5 (G)	15
8	3W Steplight	20	230	0.26	60	2	15	2 - 2.0 (+) 1 - 2.0 (G)	15
9	3W Steplight + 10W Uplight	28 + 28	230	1.58	364	2	30	2 - 5.5 (+) 1 - 5.5 (G)	15
10	3W Steplight	13	230	0.17	39	2	15	2 - 2.0 (+) 1 - 2.0 (G)	15
11	3W Steplight	22	230	0.29	66	2	30	2 - 5.5 (+) 1 - 5.5 (G)	15
12	3W Steplight	24	230	0.31	72	2	30	2 - 5.5 (+) 1 - 5.5 (G)	15
13	Duplex convenience outlet @ 0.8 DF	7	230	4.38	1008	2	*20	2 - 3.5 (+) 1 - 3.5 (G)	15
14	Duplex convenience outlet @ 0.8 DF	8	230	5.00	1152	2	*20	2 - 3.5 (+) 1 - 3.5 (G)	15
15	Triplex convenience outlet @ 0.8 DF	6	230	5.63	1296	2	*20	2 - 3.5 (+) 1 - 3.5 (G)	15
16	Triplex convenience outlet @ 0.8 DF	6	230	4.69	1080	2	*20	2 - 3.5 (+) 1 - 3.5 (G)	15
17	Spare	1	230	4.35	1000	2	20	2 - 3.5 (+) 1 - 3.5 (G)	15
18	Spare	1	230	4.35	1000	2	20	2 - 3.5 (+) 1 - 3.5 (G)	15
19	Spare	1	230	4.35	1000	2	20	2 - 3.5 (+) 1 - 3.5 (G)	15
20	Spare	1	230	4.35	1000	2	20	2 - 3.5 (+) 1 - 3.5 (G)	15

TOTAL CONNECTED LOAD

65.92

15162

COMPUTATION: DEMAND FACTOR = 100%

$I_L = (65.92 \times 100\% \text{ D.F.}) = 65.92 \text{ A}$

## 1 | SCHEDULE OF LOAD

EL06 SCALE NTS METERS

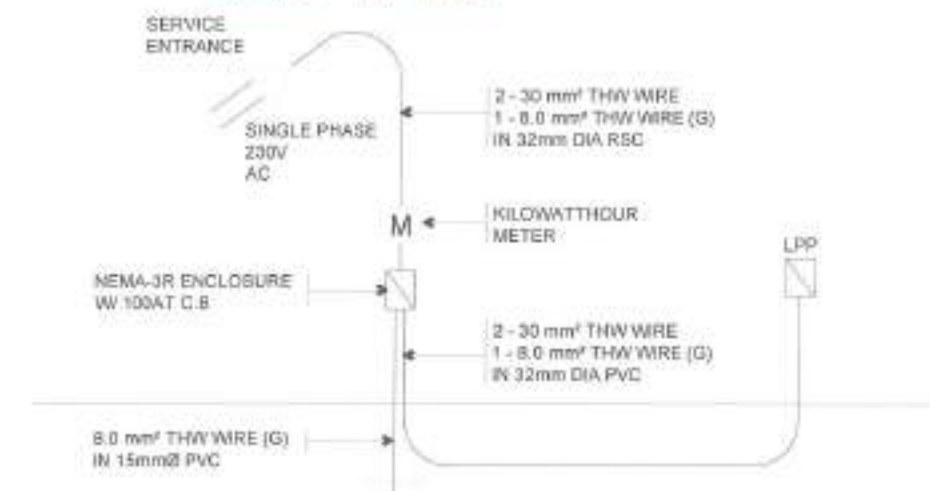
UPP	LIGHTING & POWER PANEL
S	ONE WAY SWITCH
Sdb	DUPLEX SWITCH
Sdbd	TRIPLEX SWITCH
S3W	THREE-WAY SWITCH
M	KILOWATT-HOUR METER
⏏	GROUND
⚡	CIRCUIT HOMERUN
ENC	NEMA-3R ENCLOSURE
ENTR	SINGLE PHASE 230V SERVICE ENTRANCE

TO KW-HR  
METER



## 2 | PANEL BOARD DETAIL

EL06 SCALE NTS METERS



## 3 | RISER DIAGRAM

EL06 SCALE NTS METERS

PREPARED BY:

RECOMMENDING APPROVAL:

APPROVED BY:

PROJECT TITLE:

SHEET CONTENT:

NOTED BY: M.S.T.

SHEET NO.:

**PARKS**  
DEVELOPMENT &  
ADMINISTRATION  
DEPARTMENT

Arch. BALTAZAR C. AVELINO  
OFFICER IN CHARGE

Hon. MA. JOSEFINA G. BELMONTE  
CITY MAYOR QUEZON CITY

PROPOSED REDEVELOPMENT  
OF BUENAMAR PLAZA  
AT QUIRINO HIGHWAY

LOCATION: BRGY. AGUAYANES PROPER,  
DISTRICT 5, QUEZON CITY

SCHEDULE OF LOAD  
PANEL BOARD DETAIL  
RISER DIAGRAM

DATE: 10/26/23

CHECKED BY: J. M.

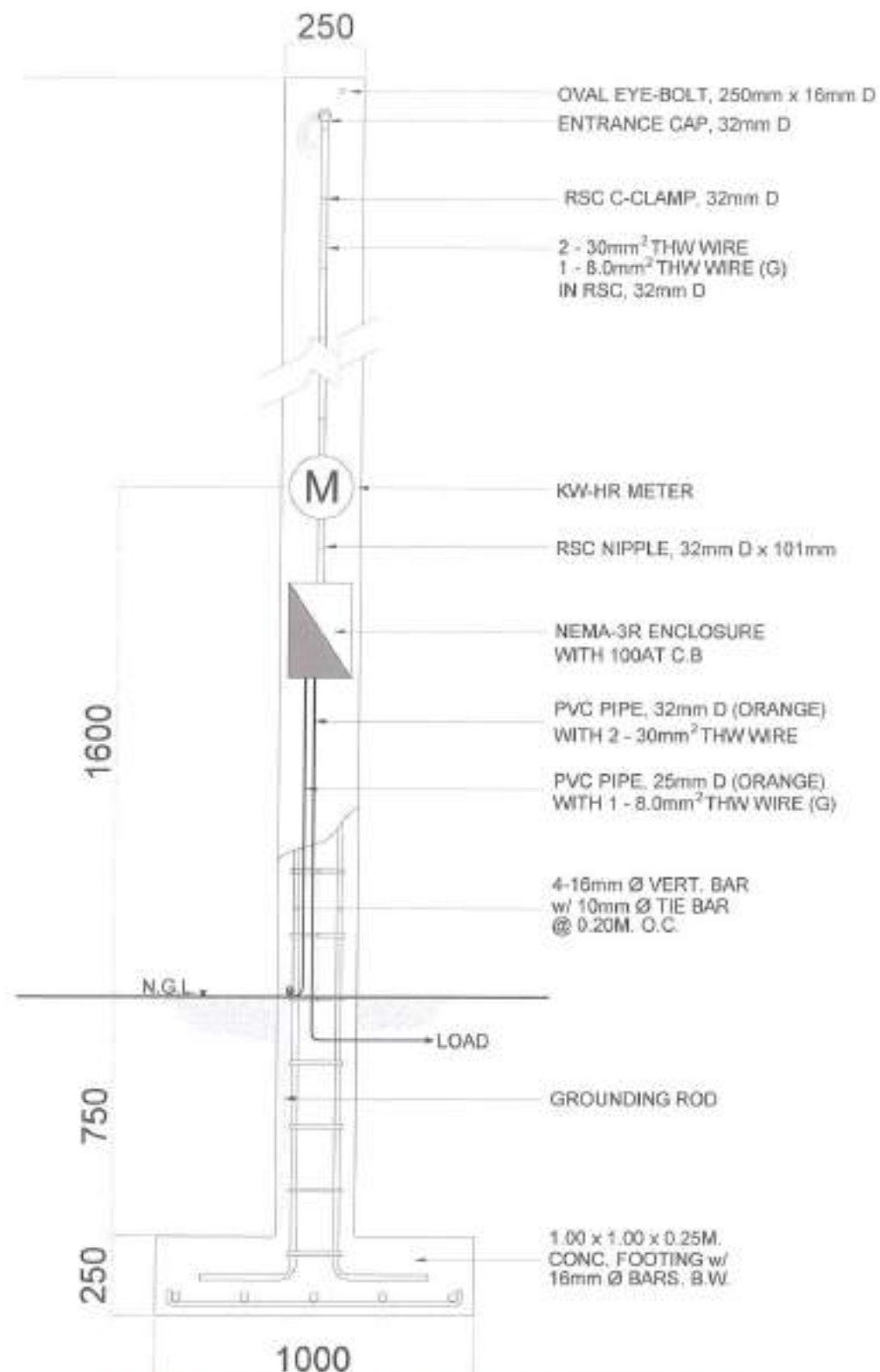
DATE: 10/26/23

CADD BY: E.G.H.

DATE: 10/26/23

E06





## 1 | SERVICE ENTRANCE DETAIL

BLD SCALE NTS METERS

1. THE ELECTRICAL WORK HEREIN SHALL BE DONE IN ACCORDANCE WITH THESE PLANS AND SPECIFICATIONS APPLICABLE PROVISIONS OF THE LATEST EDITION OF THE PHILIPPINE ELECTRICAL CODE, RULES AND REGULATIONS OF THE LOCAL ENFORCING AUTHORITY AND THE REQUIREMENTS OF THE LOCAL POWER COMPANY.
2. POWER SERVICE SHALL BE SINGLE PHASE THREE WIRE WITH GROUND 230V 60hz AC.
3. THE ELECTRICAL INSTALLATION SHALL BE DONE IN (a) POLYVINYL CONDUIT SCHEDULE 40 THE MINIMUM SIZE OF WHICH IS 15mm Ø ELECTRICAL TRADE SIZE FOR EMBEDDED PIPES.
4. ALL WIRES SHALL BE COPPER AND THERMOPLASTIC INSULATED TYPE THHN UNLESS OTHERWISE INDICATED IN PLANS WHEREIN THE MINIMUM SIZE SHALL BE 3.5mm².
5. COLOR CODING SHALL BE OBSERVED AS RED, BLACK FOR PHASE AND GREEN FOR GROUND WIRING.
6. BREAKER MINIMUM INTERRUPTING CAPACITIES BASED ON NEMA AND UL PROCEDURES, 240 VOLT BREAKERS, 10,000 AMPS BY SYMMETRICAL AMPERES AT 240 BOLTS.
7. ALL SERVICE ENTRANCE EQUIPMENT PANELBOARDS AND ALL NON-CURRENT CARRYING METAL PARTS SHALL BE PROPERLY GROUNDED IN ACCORDANCE WITH THE PHILIPPINE ELECTRICAL CODE.
8. ALL MATERIALS TO BE USED SHALL BE BRAND NEW AND MUST BE THE APPROVED TYPE FOR THE LOCATION & PURPOSE INTENDED.
9. MOUNTING HEIGHT SHALL BE AS FOLLOWS:
 

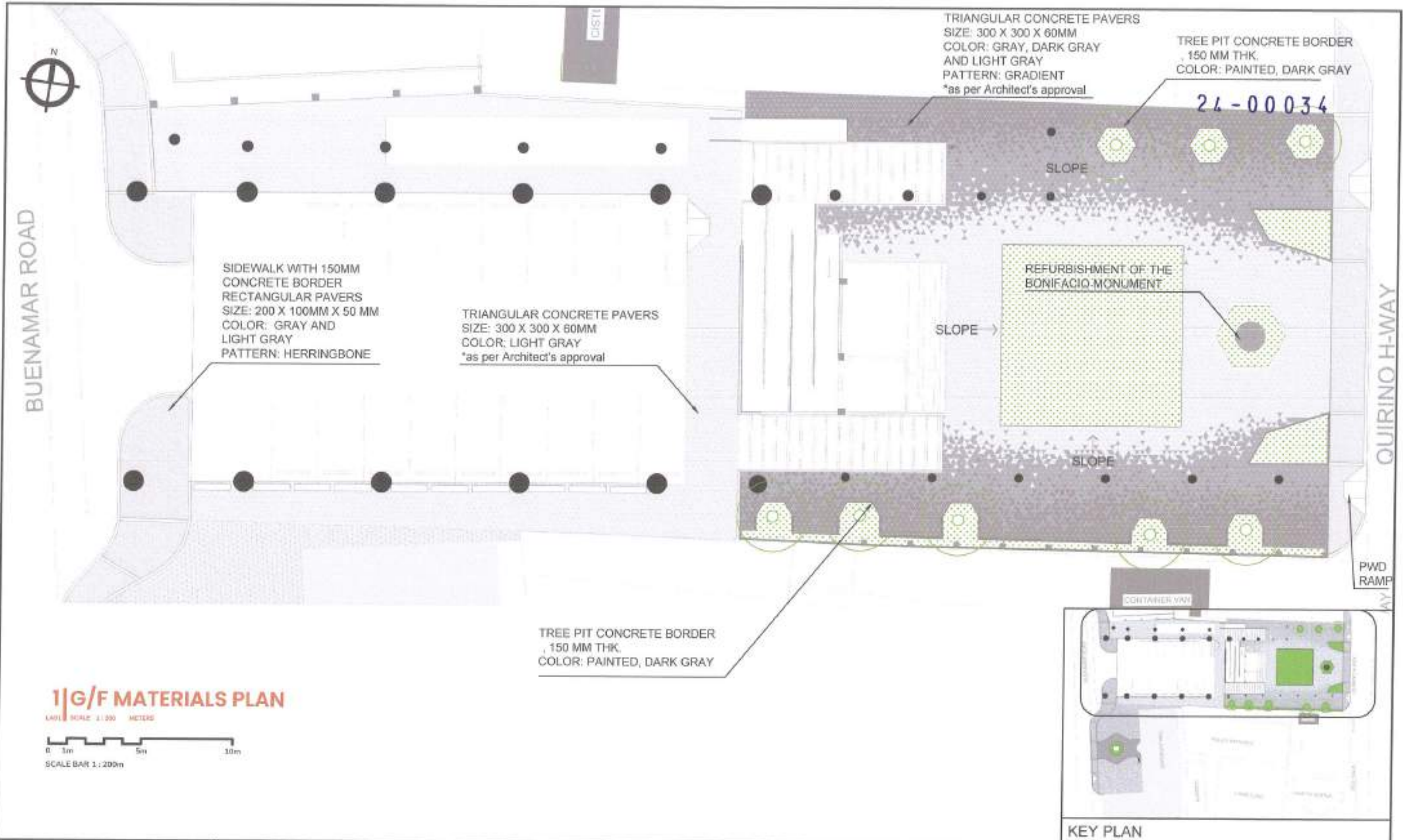
a. LIGHT SWITCH	1.40m. above finished floor line
b. CONVENIENCE OUTLET	0.30m. above finished floor line
c. PANELBOARD	1.40m. above finished floor line
d. SPECIAL PURPOSE OUTLET	at convenient height near equipment
10. ALL ELECTRICAL WORKS SHALL BE DONE UNDER THE IMMEDIATE SUPERVISION OF A DULY REGISTERED ELECTRICAL ENGINEER OR REGISTERED MASTER ELECTRICIAN.

## 2 | GENERAL NOTES

BLD SCALE NTS METERS

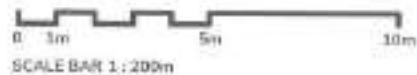
PREPARED BY:	RECOMMENDING APPROVAL:	APPROVED BY:	PROJECT TITLE:	SHEET CONTENT:	NOTED BY: M.S.T. DATE: 10/26/23	SHEET NO.:
PARKS DEVELOPMENT & ADMINISTRATION DEPARTMENT	Arch. BALTAZAR C. AVELINO OFFICER IN CHARGE	Hon. MA. JOSEFINA G. BELMONTE CITY MAYOR	PROPOSED REDEVELOPMENT OF BUENAMAR PLAZA AT QUIRINO HIGHWAY	SERVICE ENTRANCE DETAIL GENERAL NOTES	CHECKED BY: J.A.B. DATE: 10/26/23 CADD BY: E.G.H. DATE: 10/26/23	E07





# 1/G/F MATERIALS PLAN

LA01 SCALE 1:200 METERS



PREPARED BY :	RECOMMENDING APPROVAL :	APPROVED BY :	PROJECT TITLE :	SHEET CONTENT :	NOTED BY M.S.T. DATE : 10/26/23	SHEET NO.:
	Arch. BALTAZAR C. AVELINO OFFICER IN CHARGE	Hon. MA. JOSEFINA G. BELMONTE CITY MAYOR - QUEZON CITY	PROPOSED REDEVELOPMENT OF BUENAMAR PLAZA AT QUIRINO HIGHWAY LOCATION: BRGY. ROYALCHES PROPER DISTRICT 3, QUEZON CITY	GROUND FLOOR MATERIALS PLAN KEY PLAN	CHECKED BY: J. [Signature] DATE : 10/26/23 CADD BY: [Signature] DATE : 10/26/23	LA01



SIDEWALK WITH 150MM  
CONCRETE BORDER  
RECTANGULAR PAVERS  
SIZE: 200 X 100MM X 50 MM  
COLOR: GRAY AND LIGHT GRAY  
PATTERN: HERRINGBONE

RECTANGULAR PAVERS  
200 X 100MM X 50 MM  
COLOR: LIGHT GRAY  
PATTERN: RUNNING BOND  
\*as per Architect's approval

TRIANGULAR CONCRETE PAVERS  
SIZE: 300 X 300 X 60MM  
COLOR: LIGHT GRAY  
\*as per Architect's approval

PWD RAMP

BARANGAY HALL

JRSERY

PC

24-00034

TRIANGULAR CONCRETE PAVERS  
SIZE: 300 X 300 X 60MM  
COLOR: LIGHT GRAY  
\*as per Architect's approval

## 1 | BARANGAY HALL PLAZA MATERIALS PLAN


ASB SCALE 1:150 METERS

0 1m 5m 10m

SCALE BAR: 1:150m



KEY PLAN

PREPARED BY:	RECOMMENDING APPROVAL:	APPROVED BY:	PROJECT TITLE:	SHEET CONTENT:	NOTED BY: M.S.T. DATE: 10/26/23	SHEET NO.:
 <b>PARKS</b> DEVELOPMENT & ADMINISTRATION DEPARTMENT	Arch. BALTAZAR C. AVELINO OFFICER IN CHARGE	Hon. MA. JOSEFINA G. BELMONTE CITY MAYOR QUEZON CITY	PROPOSED REDEVELOPMENT OF BUENAMAR PLAZA AT QUIRINO HIGHWAY  LOCATION: BRGY. NOVALICHES PROPER, DISTRICT 3, QUEZON CITY	BARANGAY HALL PLAZA MATERIALS PLAN  KEY PLAN	CHECKED BY: L.M. DATE: 10/26/23 CADD BY: E.S.B. DATE: 10/26/23	LA02





LEGEND:	
TREES:	
	EXISTING TREES 24-00034 NARRA (Pterocarpus indicus)
	NARRA (Pterocarpus indicus) @1.50-2.00 M. HGT. 4.0-5.0 CM. DIA. CALIPER FLOWERING
	NAR
SHRUBS:	
	MAKI (Podocarpus maki) @ 0.40 - 0.60 M.HT.; @ 0.40 M.O.C.
	TRAILING LANTANA (Lantana montevidensis) @ 0.15 - 0.20 M.HT.; @ 0.15 M.O.C. FLOWERING
	WEDELIA (Wedelia trilobata) @ 0.15 - 0.20 M.HT.; @ 0.15 M.O.C. FLOWERING
	SPIDER PLANT (Chlorophytum comosum) @ 0.15 - 0.20 M.HT.; @ 0.15 M.O.C.
	CARPET GRASS (Axonopus compressus) SODDED
	CaG




PREPARED BY:	RECOMMENDING APPROVAL:	APPROVED BY:	PROJECT TITLE:	SHEET CONTENT:	NOTED BY: M.S.T.	SHEET NO.:
	Arch. BALTAZAR C. AVELINO OFFICER IN CHARGE	Hon. MA. JOSEFINA G. BELMONTE CITY MAYOR, QUEZON CITY	PROPOSED REDEVELOPMENT OF BUENAMAR PLAZA AT QUIRINO HIGHWAY	I/G/F TREE AND SHRUB PLANTING PLAN LEGEND KEY PLAN	DATE: 10/26/23 CHECKED BY: DATE: 10/26/23 CADD BY: DATE: 10/26/23	LA03

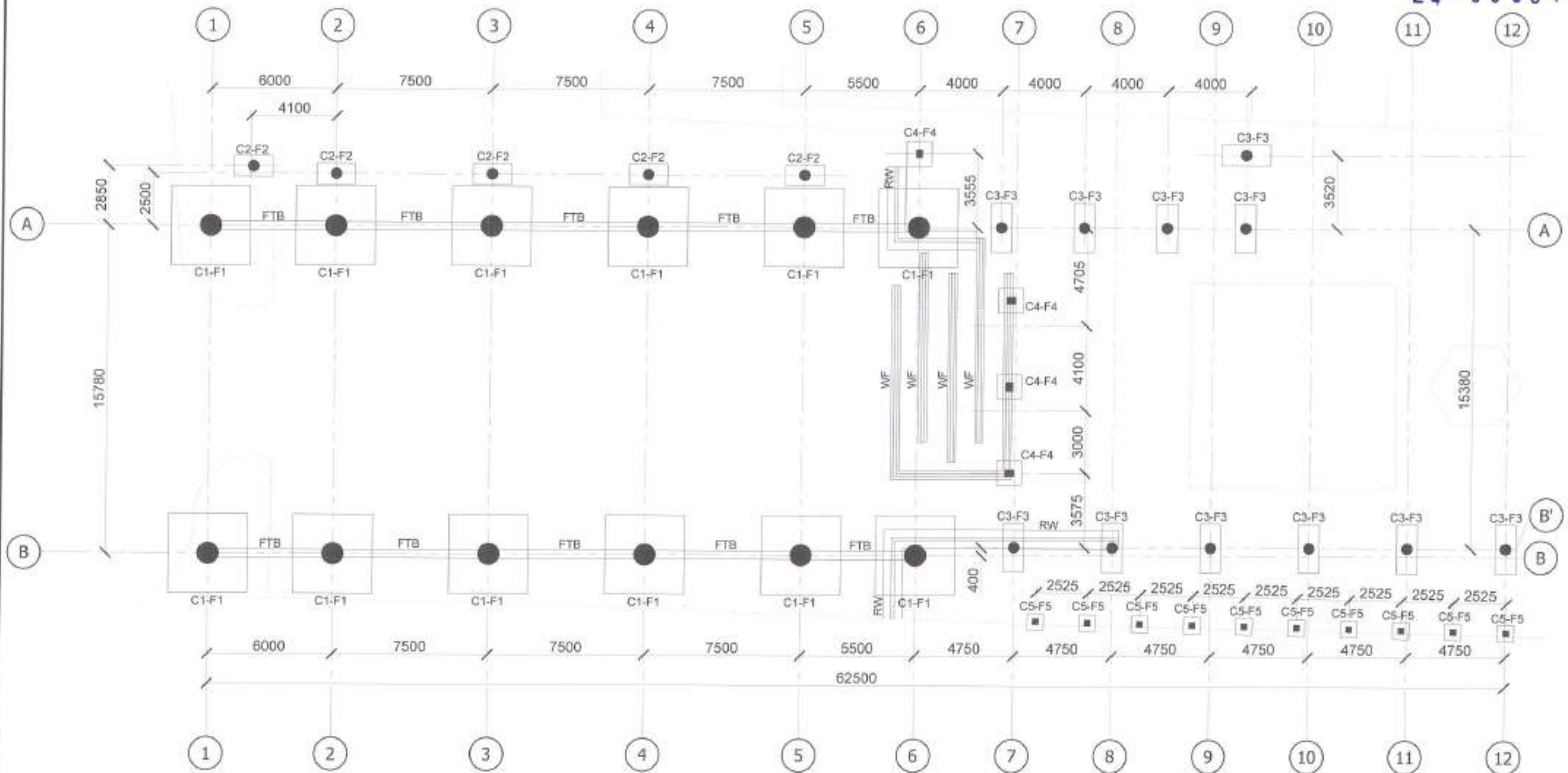




<b>LEGEND:</b>	
<b>TREES:</b>	<b>24-00034</b>
	KATMON ( <i>Dillenia philippinensis</i> ) @1.50-2.00 M. HGT. 4.0-5.0 CM. DIA. CALIPER FLOWERING
<b>SHRUBS:</b>	
	KAMUNING ( <i>Murraya paniculata</i> ) @ 0.40 - 0.60 M.HT.; @ 0.40 M.O.C. FLOWERING
	RANGOON CREEPER ( <i>Combretum indicum</i> ) @ 0.15 - 0.20 M.HT.; @ 0.15 M.O.C. FLOWERING
	TRAILING LANTANA ( <i>Lantana montevidensis</i> ) @ 0.15 - 0.20 M.HT.; @ 0.15 M.O.C. FLOWERING
	WEDELIA ( <i>Wedelia trilobata</i> ) @ 0.15 - 0.20 M.HT.; @ 0.15 FLOWERING M.O.C.
	SPIDER PLANT ( <i>Chlorophytum comosum</i> ) @ 0.15 - 0.20 M.HT.; @ 0.15 M.O.C.
	CARPET GRASS ( <i>Axonopus compressus</i> ) SODDED




PREPARED BY:	RECOMMENDING APPROVAL:	APPROVED BY:	PROJECT TITLE:	SHEET CONTENT:	NOTED BY: M.S.T.	SHEET NO.:
 <b>PARKS</b> DEVELOPMENT & ADMINISTRATION DEPARTMENT	Arch. BALTAZAR C. AVELINO OFFICER IN CHARGE	Hon. MA. JOSEFINA G. BELMONTE CITY MAYOR	PROPOSED REDEVELOPMENT OF BUENAMAR PLAZA AT QUIRINO HIGHWAY LOCATION: BRGY. NOVALICHES PROPER, DISTRICT 5, QUEZON CITY	UG/F TREE AND SHRUB PLANTING PLAN LEGEND	DATE: 10/26/23 CHECKED BY: J. G. AVELINO DATE: 10/26/23 CADD BY: J. G. AVELINO DATE: 10/26/23	LA04

24-00034

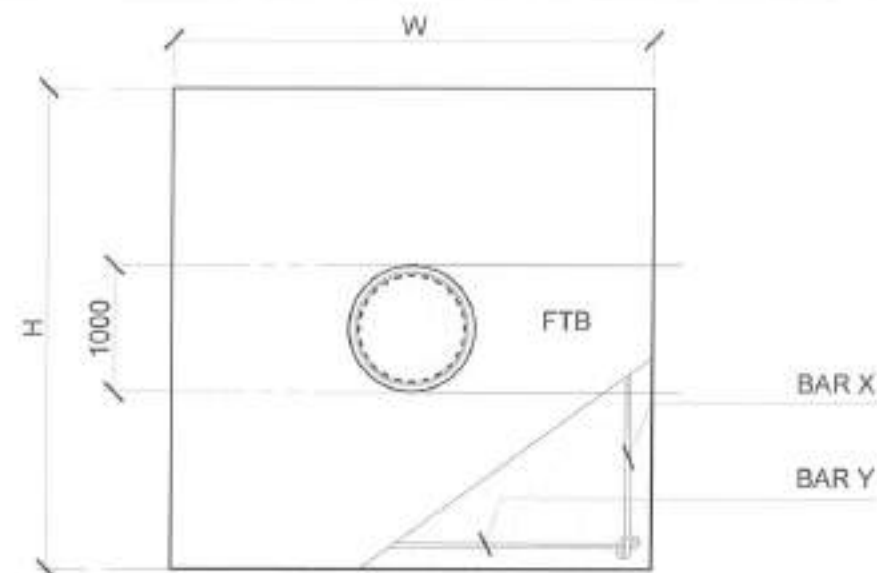


# 1 FOUNDATION PLAN

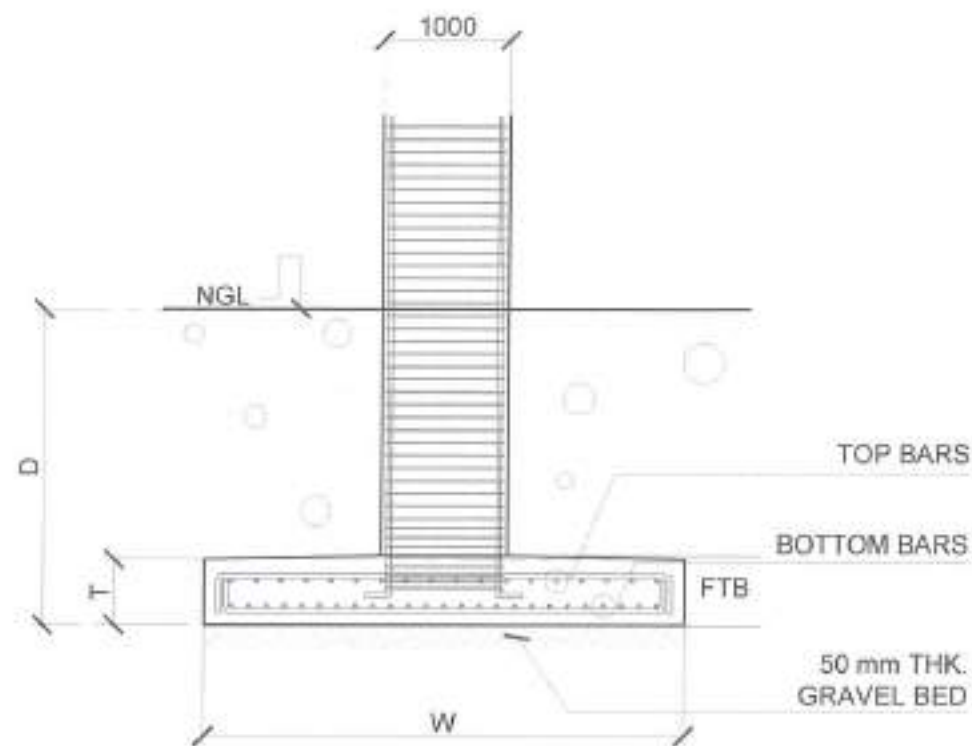
SOL SCALE 1:200 METERS

PREPARED BY:	RECOMMENDING APPROVAL:	APPROVED BY:	PROJECT TITLE:	SHEET CONTENT:	NOTED BY: M.S.T. DATE: 10/26/23	SHEET NO.:
	 Arch. BALTAZAR C. AVELINO OFFICER IN CHARGE	 Hon. MA. JOSEFINA G. BELMONTE CITY MAYOR	PROPOSED REDEVELOPMENT OF BUENAMAR PLAZA AT QUIRINO HIGHWAY LOCATION: BRGY. NOVALICHES PROPER, DISTRICT 5, QUEZON CITY	FOUNDATION PLAN	CHECKED BY: N.F.J. DATE: 10/26/23 CADD BY: E.G.H. DATE: 10/26/23	S01





PLAN



SECTION

## 1 | TYPICAL COLUMN / FOOTING DETAIL

502 SCALE 1:50 METERS

FOOTING MARK	REINFORCEMENT ( mm )	
C1		48 - 28 Ø REINF. BARS w/ 12 Ø TIES SPACED 2 @ 50 , 6 @ 75, REST @ 100 mm O.C.
	1000 mm DIAMETER	
C2		10 - 20 Ø REINF. BARS w/ 10 Ø TIES SPACED 2 @ 50 , 6 @ 75, REST @ 100 mm O.C.
	500 mm DIAMETER	
C3		12 - 25 Ø REINF. BARS w/ 10 Ø TIES SPACED 2 @ 50 , 6 @ 75, REST @ 100 mm O.C.
	500 mm DIAMETER	
C4		6 - 20 Ø REINF. BARS w/ 2- 10 Ø TIES SPACED 2 @ 50 , 6 @ 75, REST @ 100 mm O.C.
	300 mm x 400 mm	
C5		4 - 16 Ø REINF. BARS w/ 10 Ø TIES SPACED 1 @ 50 , REST @ 200 mm O.C.
	300 mm x 300 mm	

24-00034

## 2 | SCHEDULE OF COLUMN

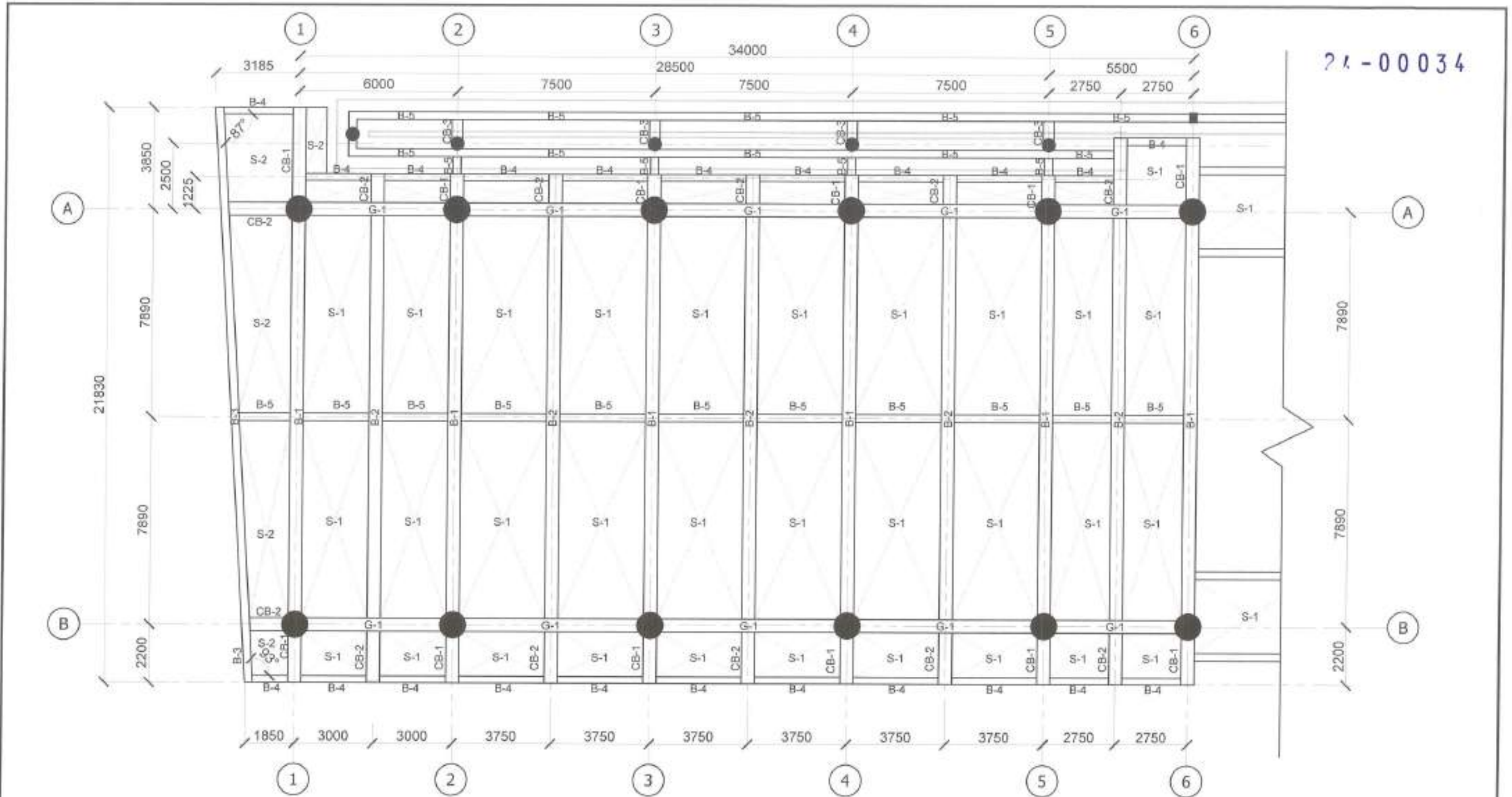
502 SCALE METERS

FOOTING MARK	FOOTING DIMENSION ( mm )				REINFORCEMENT ( mm )			
	WIDTH (W)	HEIGHT (H)	THICKNESS (T)	DEPTH (D)	BAR X		BAR Y	
					TOP	BOTTOM	TOP	BOTTOM
F1	3800	3800	520	2500	18-16 Ø	25-20 Ø	18-16 Ø	25-20 Ø
F2	1000	1850	350	2000		9-16 Ø		16-16 Ø
F3	2350	1000	400	2500	11-16 Ø	15-20 Ø	6-16 Ø	6-20 Ø
F4	1200	1200	300	1200		6-16 Ø		6-16 Ø
F5	800	800	250	800		5-16 Ø		5-16 Ø

## 3 | SCHEDULE OF FOOTING

502 SCALE METERS

PREPARED BY :	RECOMMENDING APPROVAL :	APPROVED BY :	PROJECT TITLE :	SHEET CONTENT :	NOTED BY : M.S.T. DATE : 10/26/23	SHEET NO.:
 PARKS DEVELOPMENT & ADMINISTRATION DEPARTMENT	Arch. BALTAZAR C. AVELINO OFFICER IN CHARGE	Hon. MA. JOSEFINA G. BELMONTE CITY MAYOR QUEZON CITY	PROPOSED REDEVELOPMENT OF BUENAMAR PLAZA AT QUIRINO HIGHWAY LOCATION : BRGY. NOVALICHES PROPER, DISTRICT 5, QUEZON CITY	FOOTING DETAIL SCHEDULE OF COLUMNS SCHEDULE OF FOOTING	CHECKED BY: N.F.R. DATE : 10/26/23 CADD BY: E.G.H. DATE : 10/25/23	S02

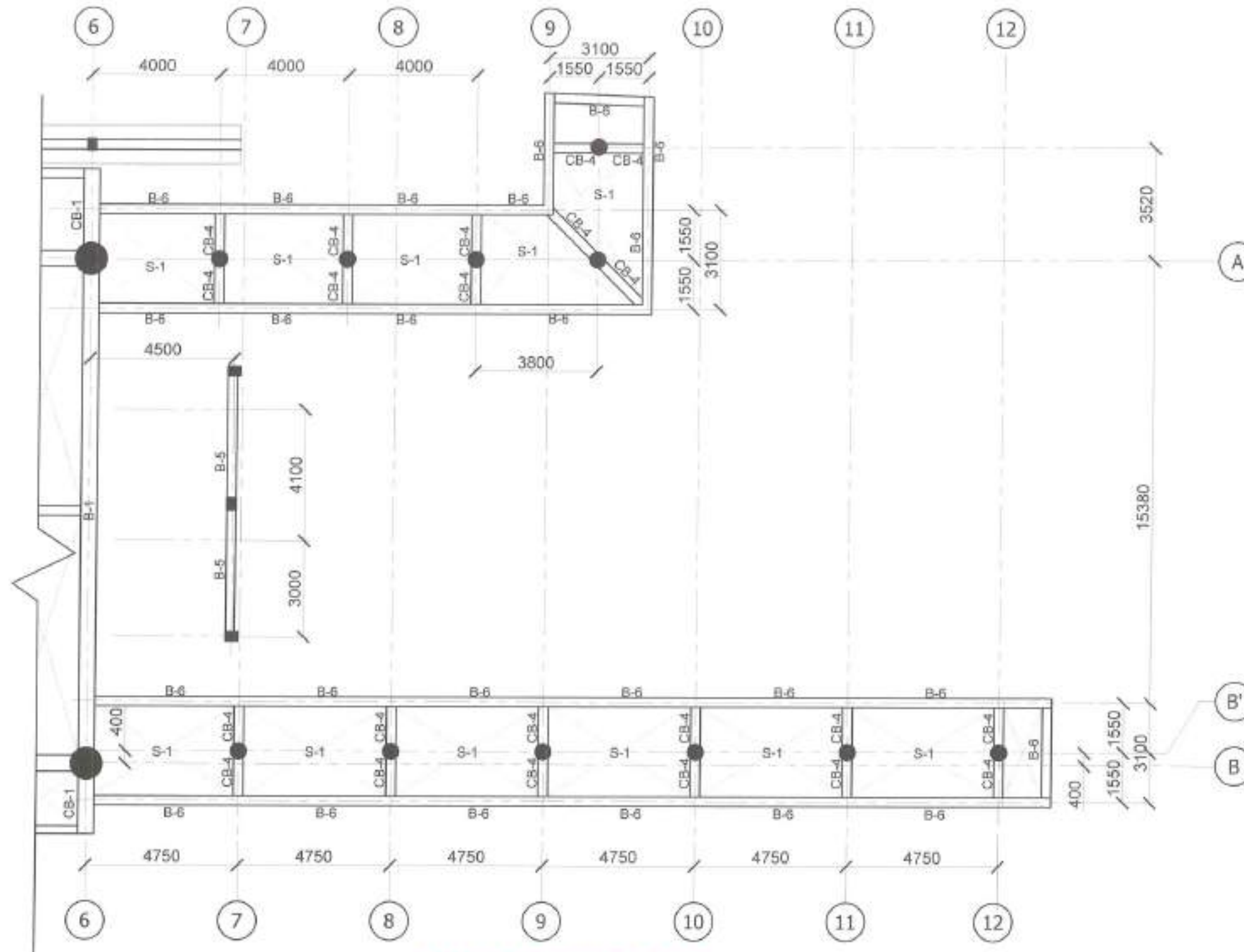


**1 | FRAMING PLAN**  
 S03 SCALE 1:100 METERS

PREPARED BY:	RECOMMENDING APPROVAL:	APPROVED BY:	PROJECT TITLE:	SHEET CONTENT:	NOTED BY: M.S.T. DATE: 10/26/23	SHEET NO.:
	Arch. BALTAZAR C. AVELINO OFFICER IN CHARGE	 Hon. MA. JOSEFINA G. BELMONTE CITY MAYOR QUEZON CITY	PROPOSED REDEVELOPMENT OF BUENAMAR PLAZA AT QUIRINO HIGHWAY LOCATION: BRST, MONALIGRES PROPER, DISTRICT 5, QUEZON CITY	FRAMING PLAN	CHECKED BY: N.F.P. DATE: 10/26/23 CADD BY: E.G.H. DATE: 10/26/23	S03



24-00034



# 1 | FRAMING PLAN

Scale 1:150 METERS

PREPARED BY :



RECOMMENDING APPROVAL :

Arch. BALTAZAR C. AVELINO  
OFFICER IN CHARGE

APPROVED BY :

Hon. MA. JOSEFINA G. BELMONTE  
CITY MAYOR

PROJECT TITLE :

PROPOSED REDEVELOPMENT  
OF BUENAMAR PLAZA  
AT QUIRINO HIGHWAY

LOCATION: BIRY, NORVAQUES PROPER,  
DISTRICT 5, QUEZON CITY

SHEET CONTENT :

FRAMING PLAN

NOTED BY: M.S.T.

DATE: 10/26/23

CHECKED BY: N.F.P.

DATE: 10/26/23

CADD BY: E.G.H.

DATE: 10/26/23

SHEET NO.:

S04

BEAM MARK	BEAM DIMENSIONS (mm)		REINFORCEMENTS (mm)		STIRRUPS (mm) CONFIGURATION
	b	h	SUPPORT	MID-SPAN	
G-1	500	900	12 - 25 Ø 2 - 16 Ø 2 - 25 Ø	2 - 25 Ø 2 - 16 Ø 10 - 25 Ø	12mm Ø SPACED 2 @ 50, 6 @ 75, 6 @ 100, 6 @ 150, REST @ 200mm O.C.
B-1	500	900	16 - 28 Ø 2 - 16 Ø 4 - 28 Ø	2 - 28 Ø 2 - 16 Ø 12 - 28 Ø	12mm Ø SPACED 2 @ 50, 6 @ 75, 6 @ 100, 6 @ 150, REST @ 200mm O.C.
B-2	500	900	10 - 25 Ø 2 - 16 Ø 2 - 25 Ø	2 - 25 Ø 2 - 16 Ø 12 - 25 Ø	12mm Ø SPACED 2 @ 50, 6 @ 75, 6 @ 100, 6 @ 150, REST @ 200mm O.C.
B-3	300	700	8 - 25 Ø 2 - 16 Ø 2 - 25 Ø	2 - 25 Ø 2 - 16 Ø 8 - 25 Ø	10mm Ø SPACED 2 @ 50, 6 @ 75, 6 @ 100, REST @ 150mm O.C.
B-4	250	600	4 - 20 Ø 2 - 20 Ø	4 - 20 Ø 2 - 20 Ø	10mm Ø SPACED 2 @ 50, 6 @ 75, 6 @ 100, REST @ 150mm O.C.
B-5	300	450	6 - 20 Ø 2 - 20 Ø	2 - 20 Ø 4 - 20 Ø	10mm Ø SPACED 2 @ 50, 6 @ 100, REST @ 200mm O.C.
B-6	300	400	6 - 20 Ø 2 - 20 Ø	2 - 20 Ø 4 - 20 Ø	10mm Ø SPACED 2 @ 50, 6 @ 100, REST @ 200mm O.C.
CB-1	500	900-400	16 - 28 Ø 2 - 16 Ø 4 - 28 Ø		12mm Ø SPACED 2 @ 50, 6 @ 75, 6 @ 100, 6 @ 150, REST @ 200mm O.C.
CB-2	500	900-400	10 - 25 Ø 2 - 16 Ø 2 - 25 Ø		12mm Ø SPACED 2 @ 50, 6 @ 75, 6 @ 100, 6 @ 150, REST @ 200mm O.C.

BEAM MARK	BEAM DIMENSIONS (mm)		REINFORCEMENTS (mm)		STIRRUPS (mm) CONFIGURATION
	b	h	SUPPORT	MID-SPAN	
CB-3	300	450-350	6 - 20 Ø 2 - 20 Ø		12mm Ø SPACED 2 @ 50, 6 @ 75, 6 @ 100, 6 @ 150, REST @ 200mm O.C.
CB-4	300	600-400	6 - 20 Ø 2 - 20 Ø		10mm Ø SPACED 2 @ 50, 6 @ 100, REST @ 150mm O.C.
FTB	400	500	4 - 25 Ø 4 - 25 Ø	4 - 25 Ø 4 - 25 Ø	12mm Ø SPACED 2 @ 50, 6 @ 75, 6 @ 100, REST @ 200mm O.C.

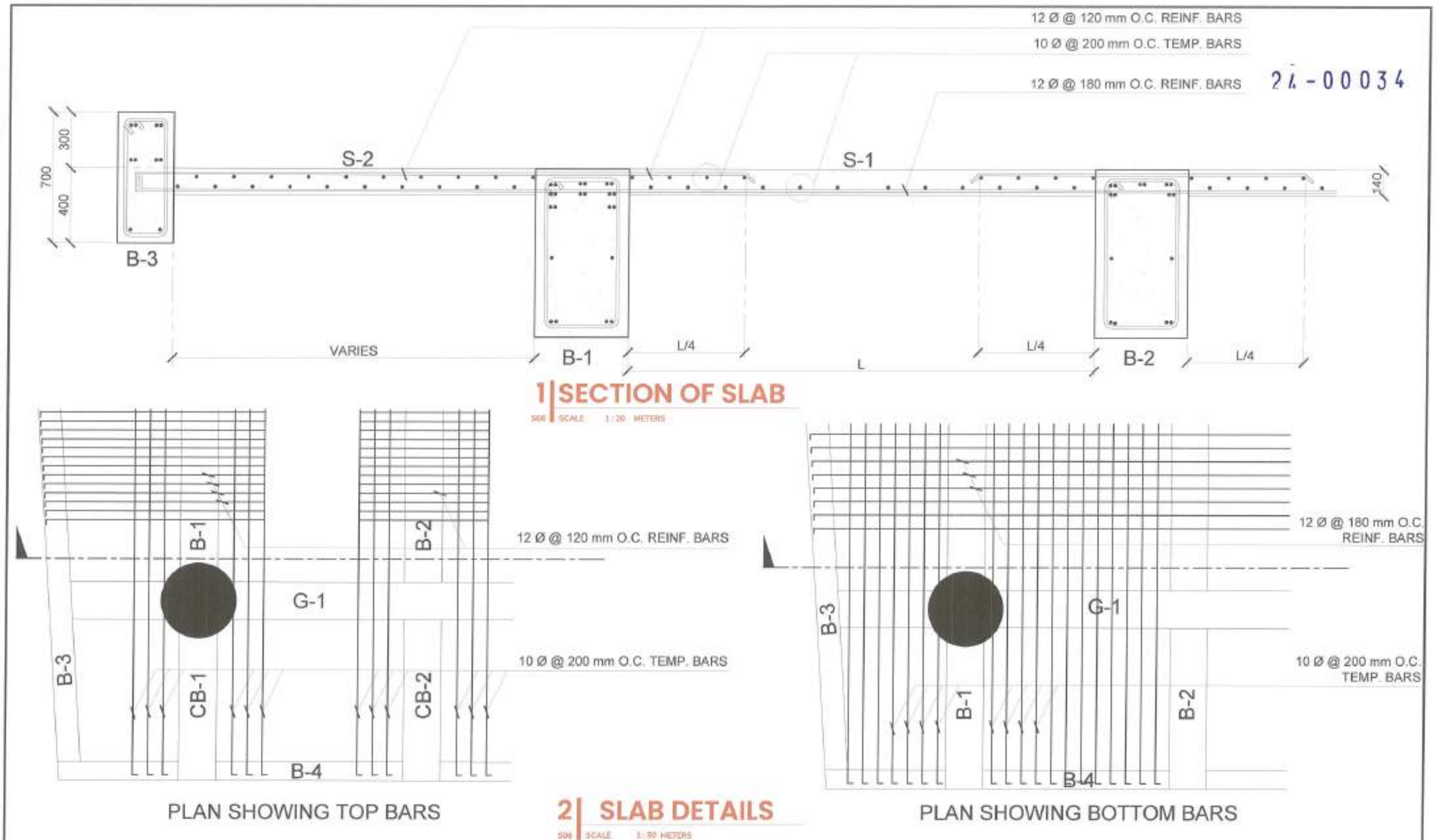
24-00034




## 1 | SCHEDULE OF BEAMS & GIRDERS

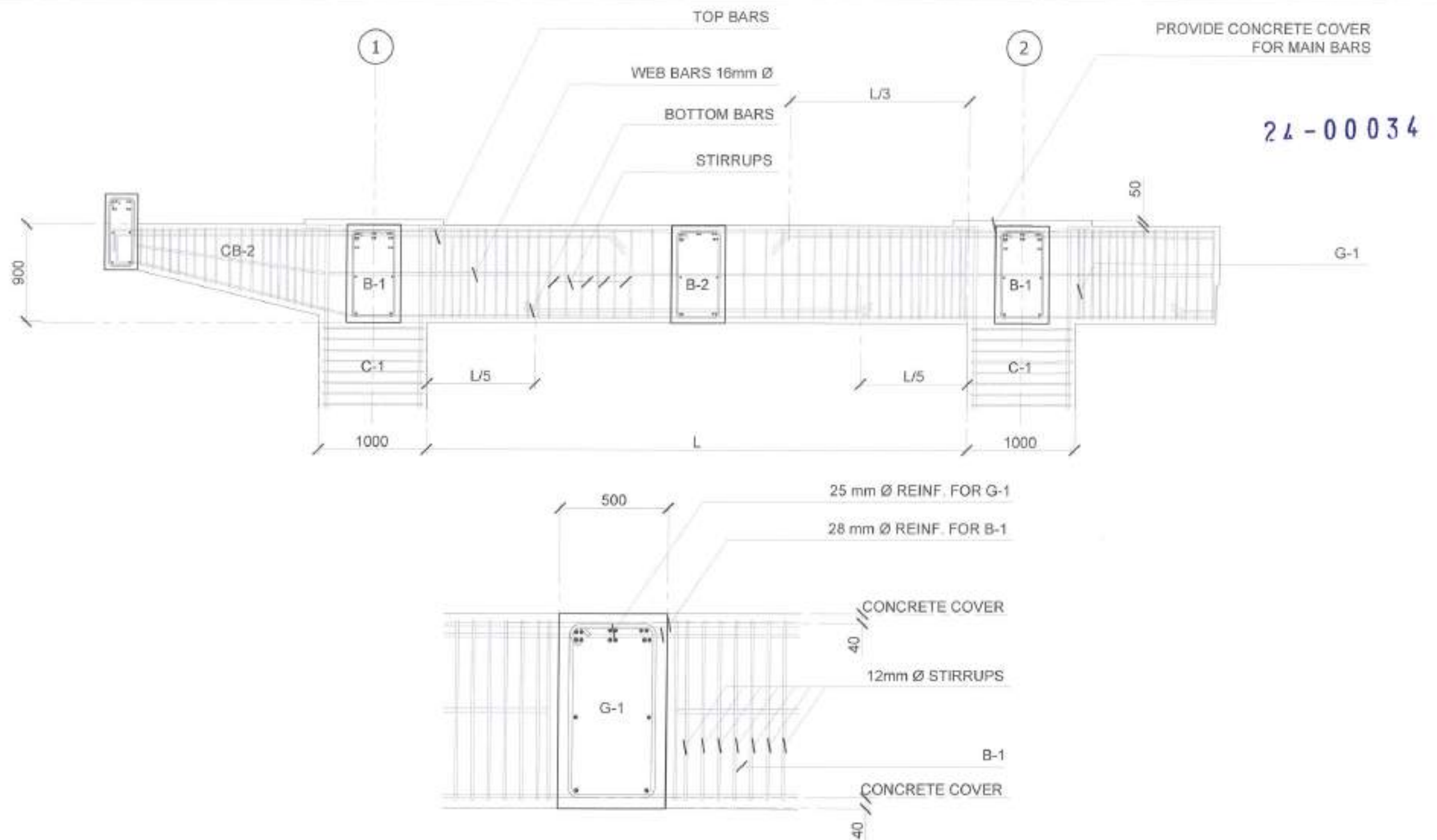
S05 SCALE 1:150 METERS

PREPARED BY:	RECOMMENDING APPROVAL:	APPROVED BY:	PROJECT TITLE:	SHEET CONTENT:	NOTED BY: M.S.T. DATE: 10/26/23	SHEET NO.:
PARKS DEVELOPMENT & ADMINISTRATION DEPARTMENT	Arch. BALTAZAR C. AVELINO OFFICER IN CHARGE	Hon. MA. JOSEFINA G. BELMONTE CITY MAYOR QUEZON CITY	PROPOSED REDEVELOPMENT OF BUENAMAR PLAZA AT QUIRINO HIGHWAY LOCATION: BRGY. WOLALICHES PROPER, DISTRICT 5, QUEZON CITY	SCHEDULE OF BEAMS AND GIRDERS	CHECKED BY: N.F.P. DATE: 10/26/23 CADD BY: E.G.H. DATE: 10/26/23	S05





PREPARED BY:	RECOMMENDING APPROVAL:	APPROVED BY:	PROJECT TITLE:	SHEET CONTENT:	NOTED BY: M.S.T. DATE: 10/26/23	SHEET NO.:
 <b>PARKS</b> DEVELOPMENT & ADMINISTRATION DEPARTMENT	 Arch. BALTAZAR C. AVELINO OFFICER IN CHARGE	 Hon. MA. JOSEFINA G. BELMONTE CITY MAYOR QUEZON CITY	PROPOSED REDEVELOPMENT OF BUENAMAR PLAZA AT QUIRINO HIGHWAY LOCATION: BIRGY, NOVALICHES PROPER, DISTRICT 1, QUEZON CITY	SECTION OF SLABS SLAB DETAILS	CHECKED BY: N.F.R. DATE: 10/26/23 CADD BY: E.G.H. DATE: 10/26/23	S06

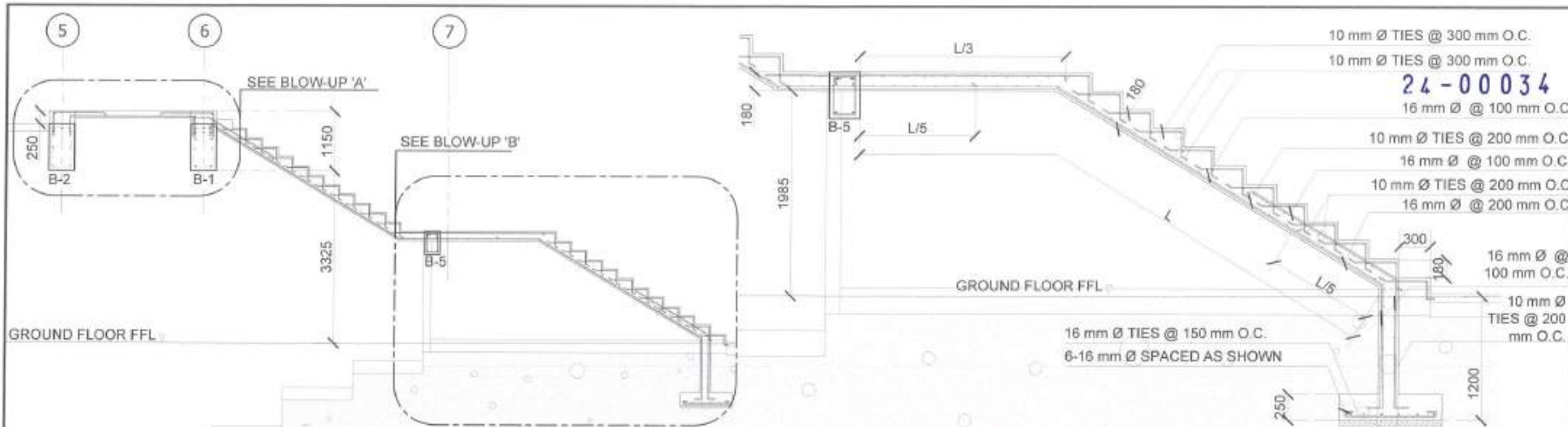


# 1 | GIRDER & BEAM REINFORCEMENT DETAIL

907 SCALE 1:40 METERS

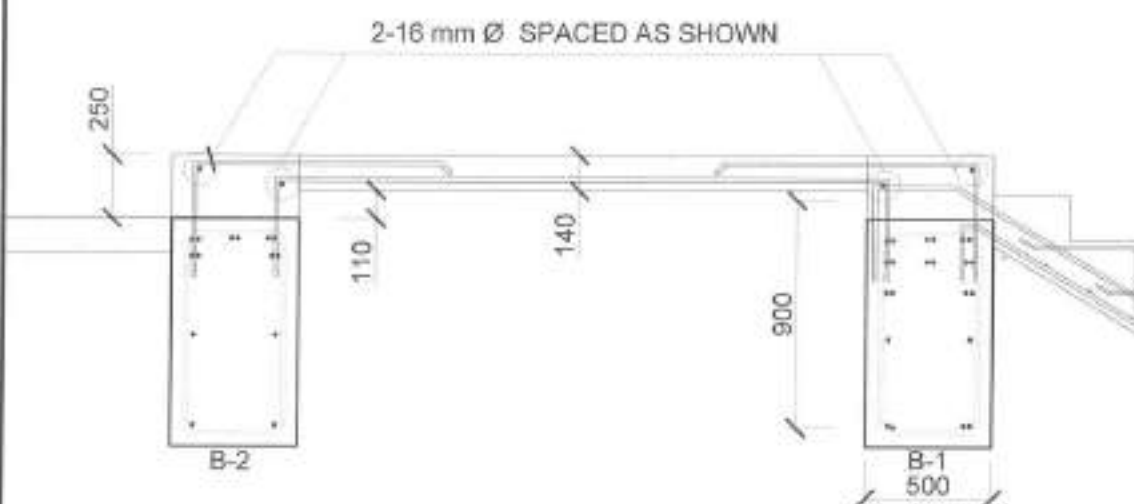
PREPARED BY:	RECOMMENDING APPROVAL:	APPROVED BY:	PROJECT TITLE:	SHEET CONTENT:	NOTED BY: M.S.T.	SHEET NO.:
			PROPOSED REDEVELOPMENT OF BUENAMAR PLAZA AT QUIRINO HIGHWAY	GIRDER & BEAM	DATE: 10/26/23 CHECKED BY: N.F.P. DATE: 10/26/23 CADD BY: E.G.H. DATE: 10/26/23	S07
	Arch. BALTAZAR C. AVELINO OFFICER IN CHARGE	Hon. MA. JOSEFINA G. BELMONTE CITY MAYOR QUEZON CITY	LOCATION: SR01, NOVALES PROPER, DISTRICT 1, QUEZON CITY			





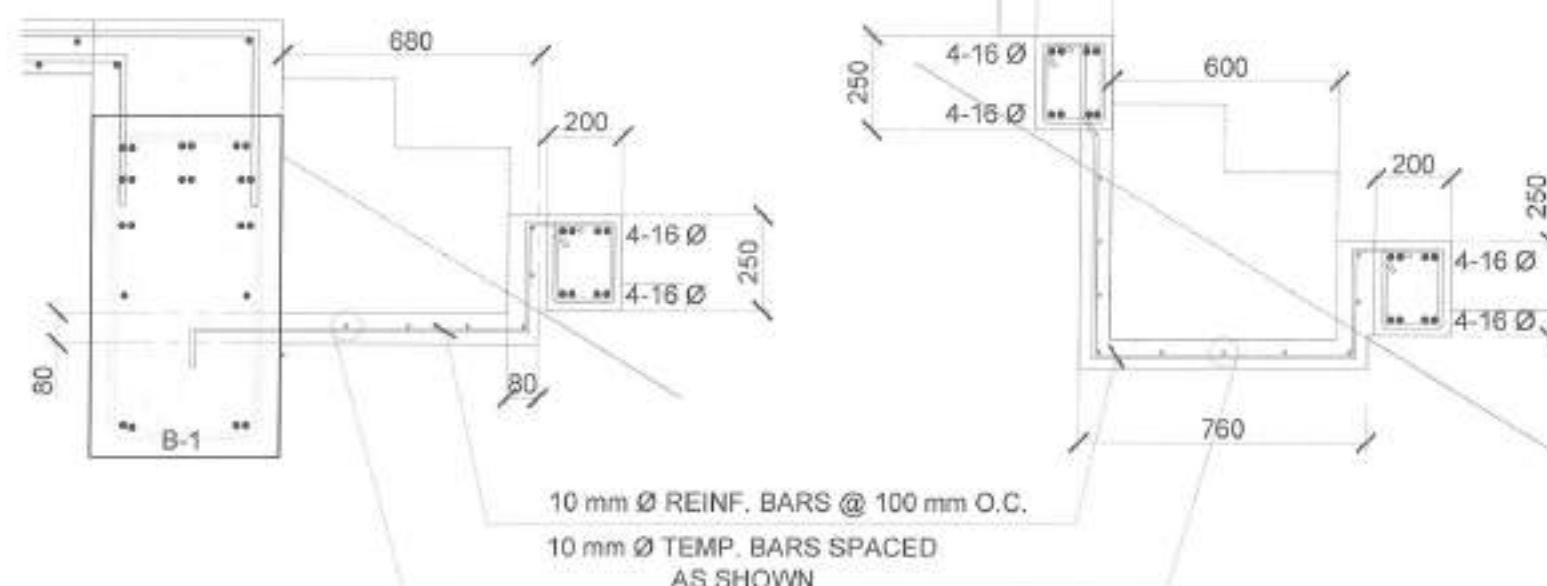
# 1 | MAIN STAIR SECTION

S08 SCALE 1:80 METERS



# 2 | BLOW-UP 'A'

S08 SCALE 1:30 METERS




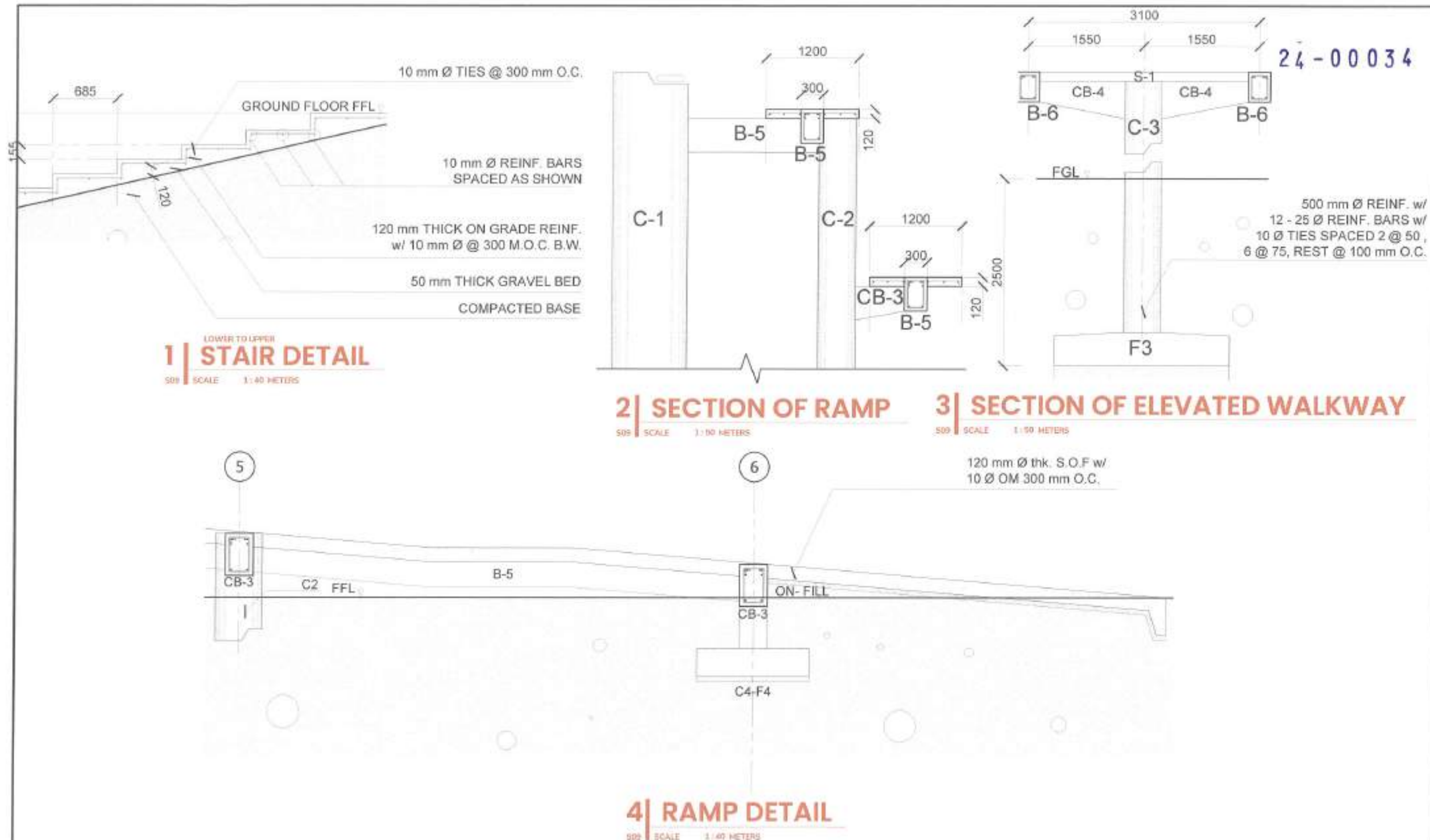
# 3 | BLOW-UP 'B'

S08 SCALE 1:30 METERS

# 4 | PLANTBOX @ STAIR DETAIL

S08 SCALE 1:20 METERS

PREPARED BY :	RECOMMENDING APPROVAL :	APPROVED BY :	PROJECT TITLE :	SHEET CONTENT :	NOTED BY M.S.T.	SHEET NO. :
 <b>PARKS</b> DEVELOPMENT & ADMINISTRATION DEPARTMENT	Arch. BALTAZAR C. AVELINO OFFICER IN CHARGE	Hon. MA. JOSEFINA G. BELMONTE CITY MAYOR QUEZON CITY	PROPOSED REDEVELOPMENT OF BUENAMAR PLAZA AT QUIRINO HIGHWAY  LOCATION: BRDY, NOVALICHES PROPER, DISTRICT 5, QUEZON CITY	MAIN STAIR SECTION BLOW-UP A BLOW-UP B PLANTBOX @ STAIR DETAIL	DATE : 10/26/23 CHECKED BY: N.F.P. DATE : 10/26/23 CADD BY: E.G.H. DATE : 10/26/23	S08

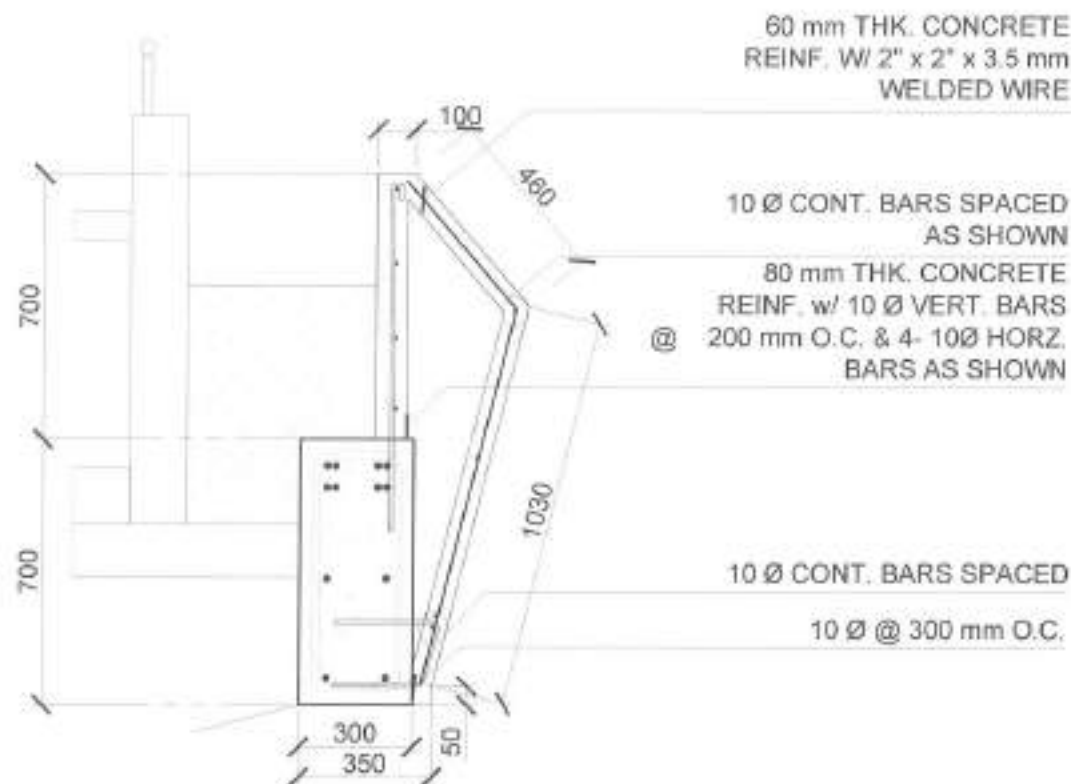


PREPARED BY:	RECOMMENDING APPROVAL:	APPROVED BY:	PROJECT TITLE:	SHEET CONTENT:	NOTED BY: M.S.T. DATE: 10/26/23	SHEET NO.:
	Arch. BALTAZAR C. AVELINO OFFICER IN CHARGE	Hon. MA. JOSEFINA G. BELMONTE CITY MAYOR QUEZON CITY	PROPOSED REDEVELOPMENT OF BUENAMAR PLAZA AT QUIRINO HIGHWAY LOCATION: BIRY NOVALICHER PROPER, DISTRICT 3, QUEZON CITY	STAIR DETAIL, SECTION OF RAMP RAMP DETAIL	CHECKED BY: N.F.P. DATE: 10/26/23 CADD BY: E.G.H. DATE: 10/26/23	S09









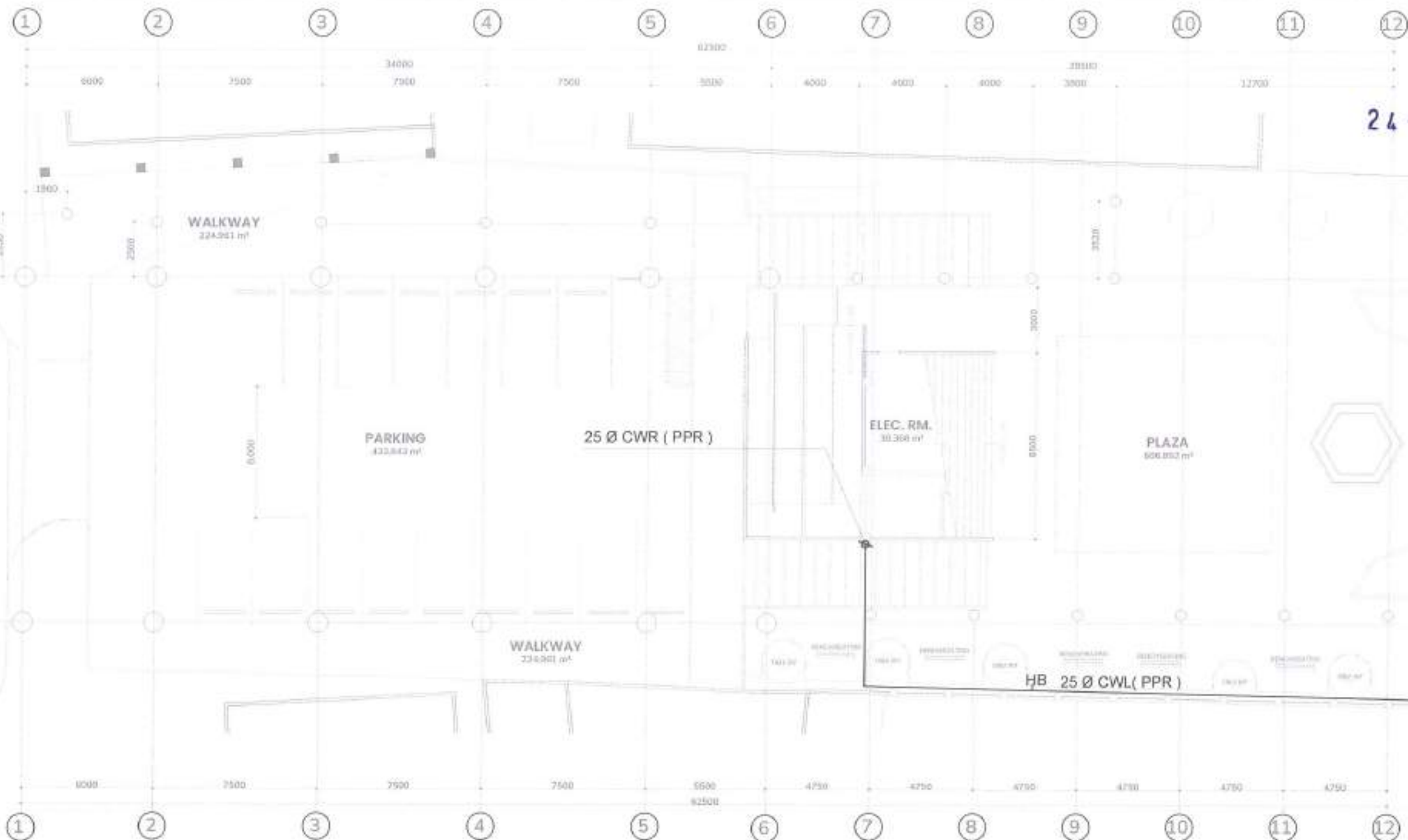
SOIL SCALE 1:20 METERS

1. PROVIDE DEVELOPMENTS OF TIES AT TOP AND BOTTOM FOR EACH COLUMN REINFORCEMENT ABOVE AND BELOW BEAM-COLUMN CONNECTIONS FOR A DISTANCE FROM FACE OF CONNECTION COLUMN TO THE GREATER OF THE OVERALL THICKNESS OF COLUMN,  $1/6$  THE CLEAR HEIGHT OF COLUMN OR 450mm.
2. COLUMN TIE SHALL BE PROVIDED OUTWARDLY OF A COVERED OR CONCRETE CAST MOLD/SHUDDLY WITH THE CORE WITH THE AVERAGE THICKNESS OF 45mm NOT LESS THAN 4 TIMES THE NOMINAL SIZE OF COVER NECESSARY IN ALL DIRECTIONS.
3. WHERE COLUMN CHANGING IN SIZE, VERTICAL REINFORCEMENTS SHALL BE CHISEL AT A SLANT OF NOT MORE THAN 1 IN 6 AND BEND DOWN TIES AT TOP AND SHALL BE PROVIDED WITH THE LAPPED TIES.
4. UNLESS OTHERWISE SPECIFIED IN THE PLANS AND SECTIONS FOR VERTICAL COLUMN REINFORCEMENT SHALL BE MORE WITHIN THE GREATER HALF OF COLUMN HEIGHT AND PROVIDE TIES AT NOT MORE THAN 1/6 THE SUM OF 400 DIA. MINIMUM.



SOIL	SCALE	HTG	METERS
------	-------	-----	--------

PREPARED BY:	RECOMMENDING APPROVAL:	APPROVED BY:	PROJECT TITLE:	SHEET CONTENT:	NOTED BY: M.S.T. DATE: 10/26/23	SHEET NO.:
 <b>PARKS</b> DEVELOPMENT & ADMINISTRATION DEPARTMENT	 Arch. BALTAZAR C. AVELINO OFFICER IN CHARGE	 Hon. MA. JOSEFINA G. BELMONTE CITY MAYOR QUEZON CITY	PROPOSED REDEVELOPMENT OF BUENAMAR PLAZA AT QUIRINO HIGHWAY  LOCATION: BRGY. NAWALIGES PROPER, DISTRICT 5, QUEZON CITY	PARAPET DETAIL GENERAL CONSTRUCTION NOTES	CHECKED BY: N.F.P. DATE: 10/26/23 CADD BY: E.G.H. DATE: 10/26/23	S11




24-00034

GROUND FLOOR PLAN  
**1 IRRIGATION PLAN**  
PL01 SCALE 1:200 METERS

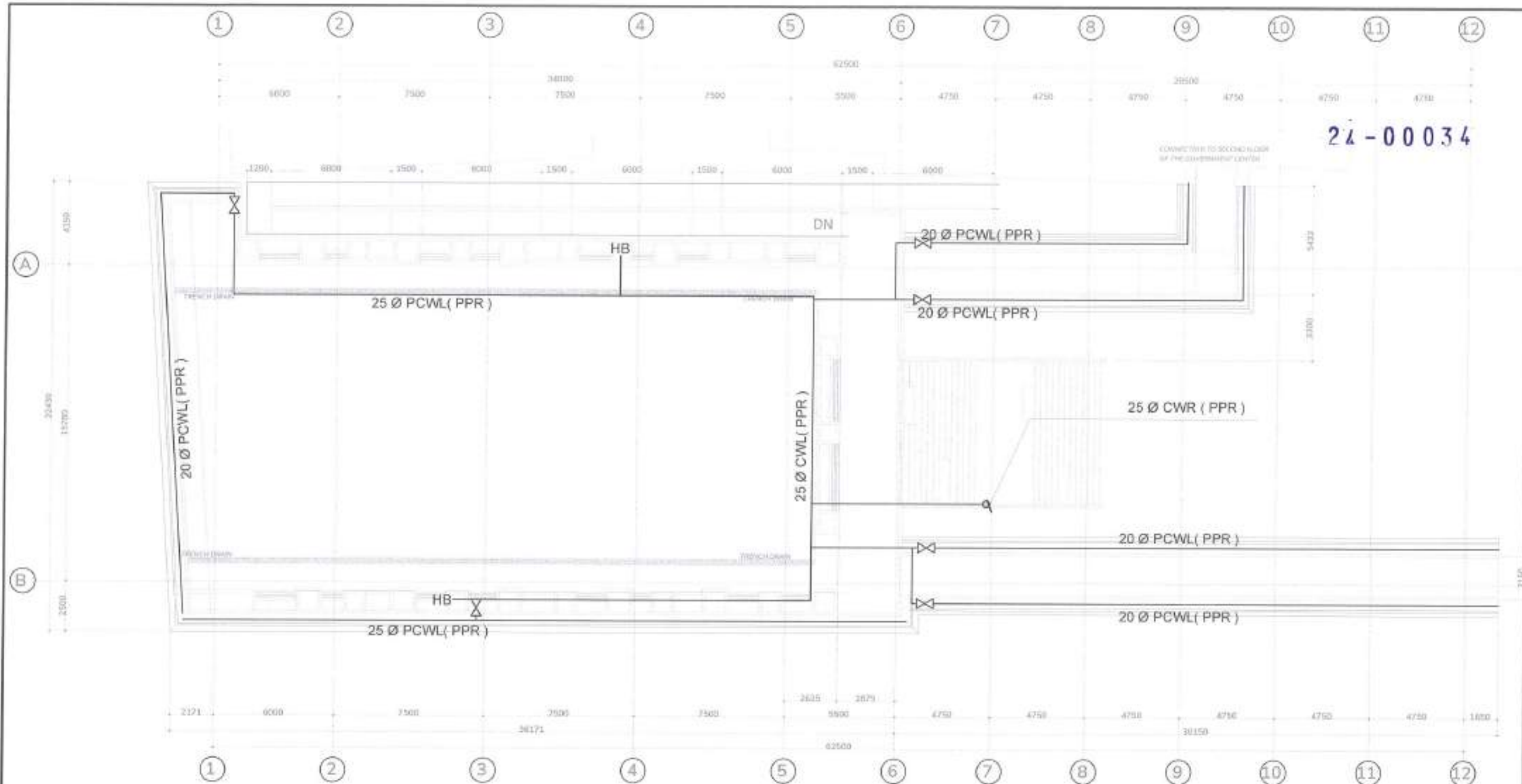
LEGEND / SYMBOLS:

HB - HOSE BIBB  
CWL - COLD WATER LINE  
CWR - COLD WATER RISER  
PPR - POLYPROPYLENE  
RANDOM COPOLYMER  
PIPE

~ - CHECK VALVE  
M - WATER METER  
X - GATE VALVE

PREPARED BY:	RECOMMENDING APPROVAL:	APPROVED BY:	PROJECT TITLE:	SHEET CONTENT:	NOTED BY: M.S.T.	SHEET NO.:
 <b>PARKS</b> DEVELOPMENT & ADMINISTRATION DEPARTMENT	Arch. BALTAZAR C. AVELINO OFFICER IN CHARGE	Hon. MA. JOSEFINA G. BELMONTE CITY MAYOR	PROPOSED REDEVELOPMENT OF BUENAMAR PLAZA AT QUIRINO HIGHWAY  LOCATION: BRGY. NOVALICHES PROPER, DISTRICT 5, QUEZON CITY	IRRIGATION PLAN	DATE: 10/26/23 CHECKED BY: N.F.R. DATE: 10/26/23 CADD BY: E.G.H. DATE: 10/26/23	P01





24-00034

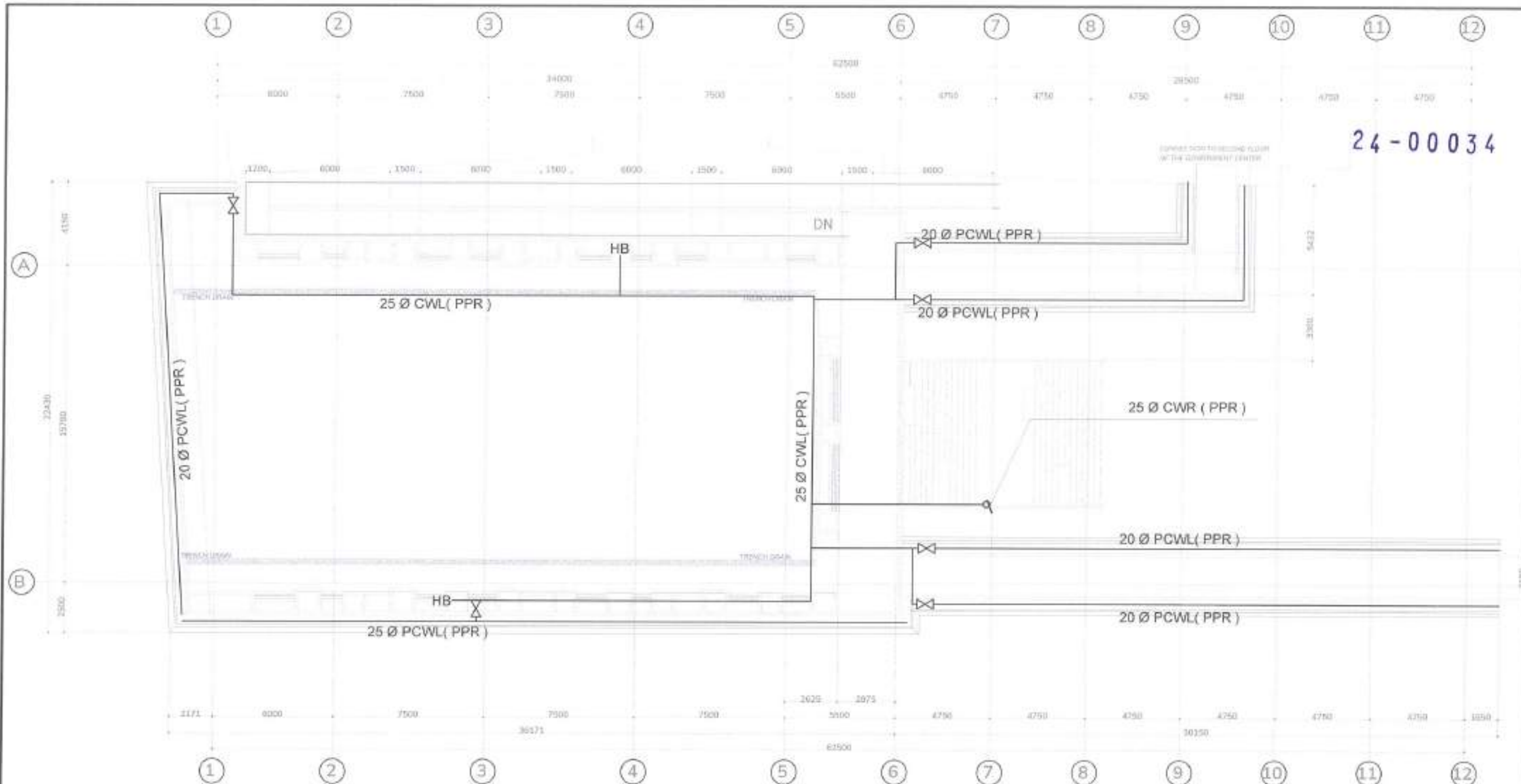
SECOND FLOOR PLAN  
**IRRIGATION PLAN**  
PL02 SCALE 1:200 METERS

LEGEND / SYMBOLS:

- HB - HOSE BIBB
- PCWL - PERFORATED COLD WATER LINE
- CWR - COLD WATER RISER
- PPR - POLYPROPYLENE RANDOM COPOLYMER PIPE
- ⌵ - CHECK VALVE
- ⊙ - WATER METER
- ⌵ - GATE VALVE

PREPARED BY:	RECOMMENDING APPROVAL:	APPROVED BY:	PROJECT TITLE:	SHEET CONTENT:	NOTED BY: M.S.T. DATE: 10/26/23	SHEET NO.:
	Arch. BALTAZAR C. AVELINO OFFICER IN CHARGE	Hon. MA. JOSEFINA G. BELMONTE CITY MAYOR QUEZON CITY	PROPOSED REDEVELOPMENT OF BUENAMAR PLAZA AT QUIRINO HIGHWAY	IRRIGATION PLAN	CHECKED BY: N.F.P. DATE: 10/26/23 CADD BY: E.G.H. DATE: 10/26/23	P02

24-00034



SECOND FLOOR PLAN  
**IRRIGATION PLAN**  
 P02 SCALE 1:200 METERS

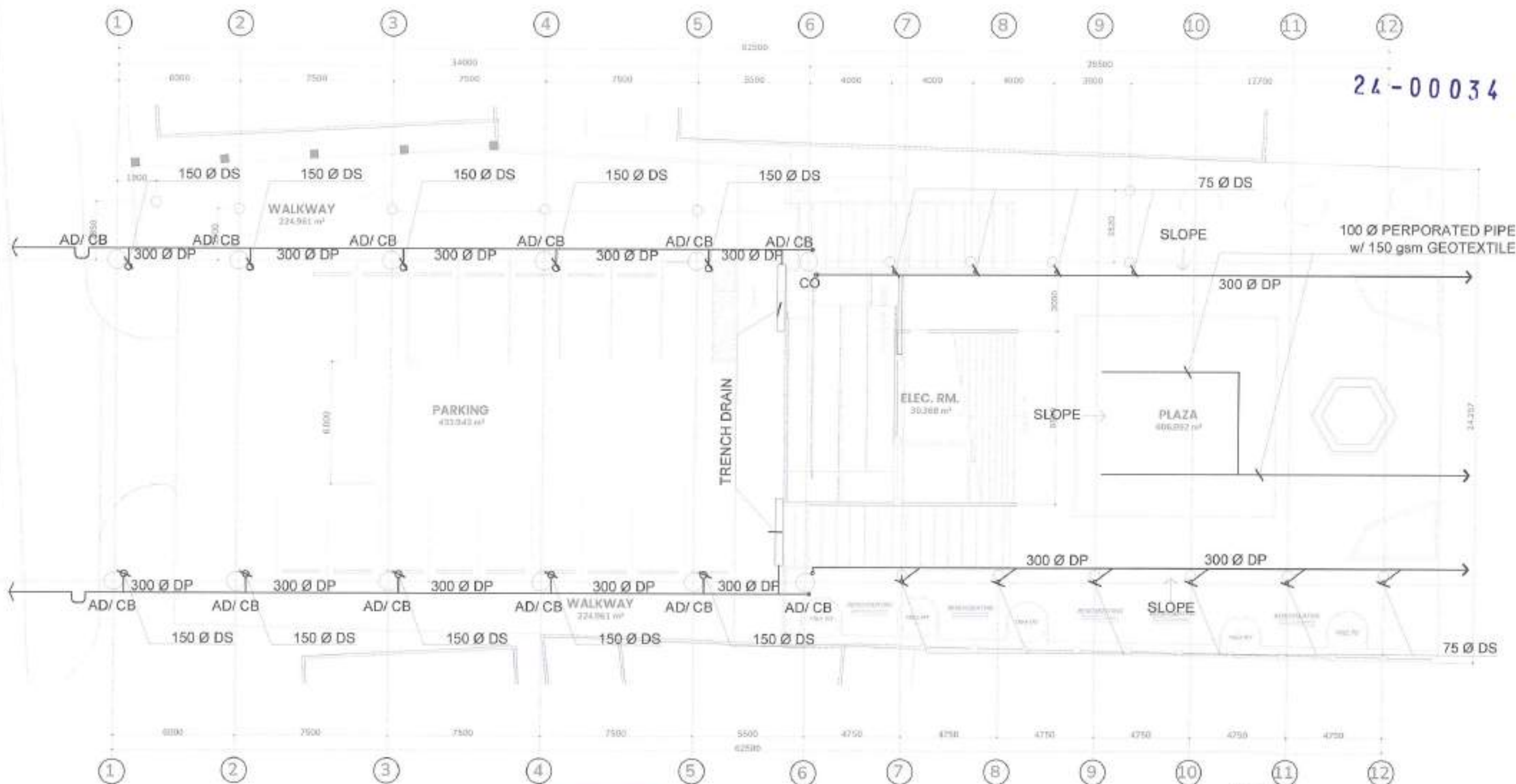
LEGEND / SYMBOLS:

- HB - HOSE BIBB  
 PCWL - PERFORATED COLD WATER LINE  
 CWR - COLD WATER RISER  
 PPR - POLYPROPYLENE  
 RANDOM COPOLYMER  
 PIPE
- CHECK VALVE  
 - WATER METER  
 - GATE VALVE

PREPARED BY:	RECOMMENDING APPROVAL:	APPROVED BY:	PROJECT TITLE:	SHEET CONTENT:	NOTED BY: M.S.T. DATE: 10/26/23	SHEET NO.:
	Arch. BALTAZAR C. AVELINO OFFICER IN CHARGE	Hon. MA. JOSEFINA G. BELMONTE CITY MAYOR	PROPOSED REDEVELOPMENT OF BUENAMAR PLAZA AT QUIRINO HIGHWAY LOCATION: BRGY. NOVALICES PROPER, DISTRICT 4, QUEZON CITY	IRRIGATION PLAN	CHECKED BY: N.F.P. DATE: 10/26/23 CADD BY: E.G.H. DATE: 10/26/23	P02



24-00034

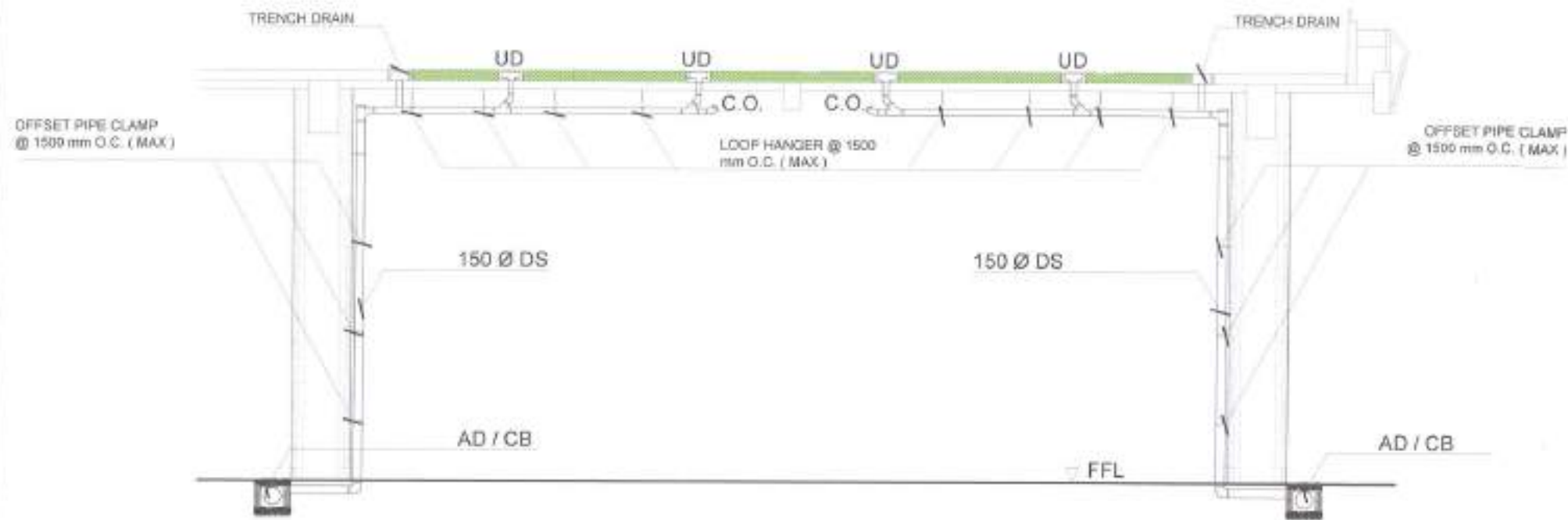


GROUND FLOOR PLAN  
**1 | STORM DRAINAGE PLAN**  
FL03 SCALE 1:200 METERS

LEGEND :  
DP - DRAIN PIPE  
AD - AREA DRAIN  
CB - CATCH BASIN

PREPARED BY:	RECOMMENDING APPROVAL:	APPROVED BY:	PROJECT TITLE:	SHEET CONTENT:	NOTED BY: M.S.T. DATE: 10/26/23	SHEET NO.:
	Arch. BALTAZAR C. AVELINO OFFICER IN CHARGE	Hon. MA. JOSEFINA G. BELMONTE CITY MAYOR QUEZON CITY	PROPOSED REDEVELOPMENT OF BUENAMAR PLAZA AT QUIRINO HIGHWAY LOCATION: BRIS NOVALES PROPER, DISTRICT 5, QUEZON CITY	STORM DRAINAGE PLAN	CHECKED BY: N.F.P. DATE: 10/26/23 CADD BY: E.G.H. DATE: 10/26/23	P03





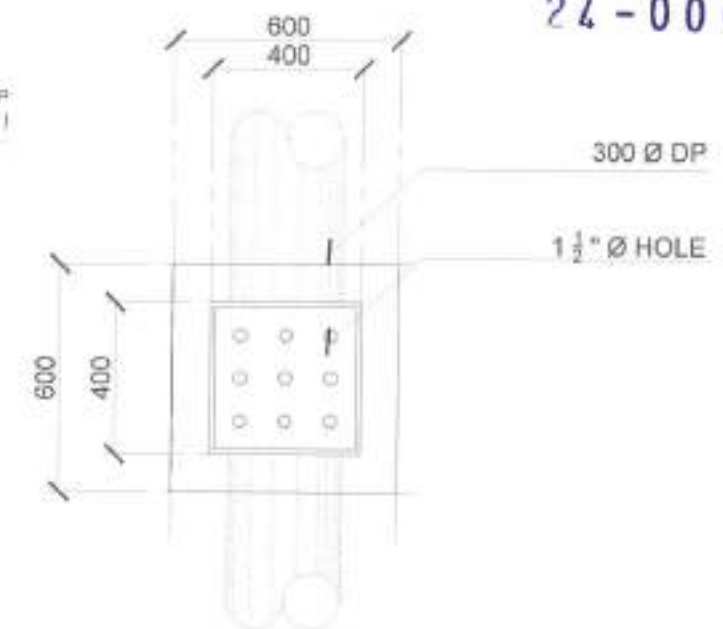
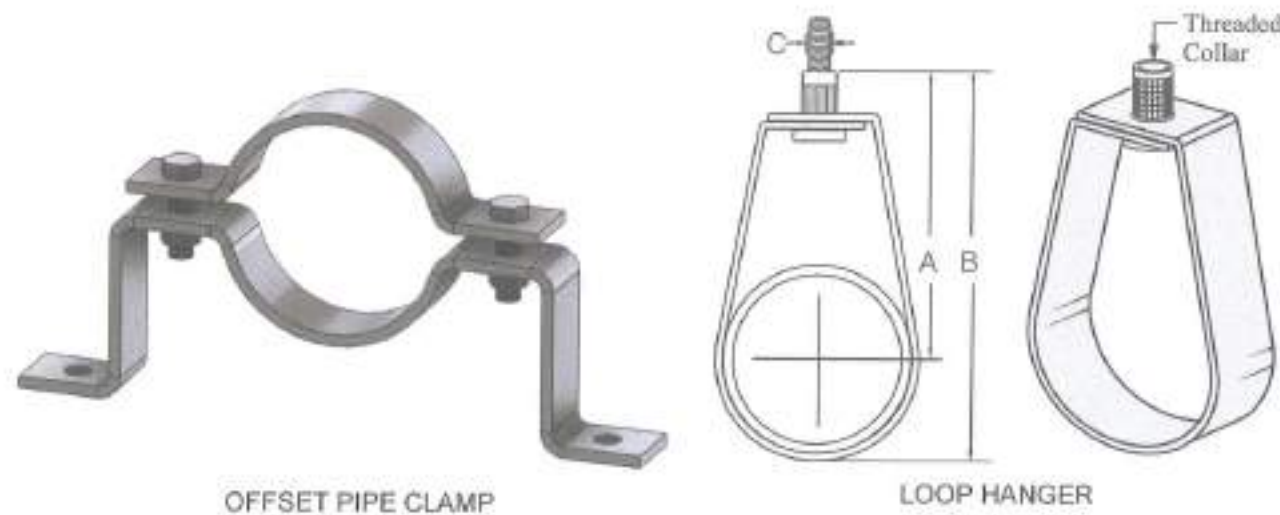
#### LEGEND :

DS - DOWNSPOUT  
UD - UNDER DRAIN  
FD - FLOOR DRAIN  
CO - CLEAN OUT

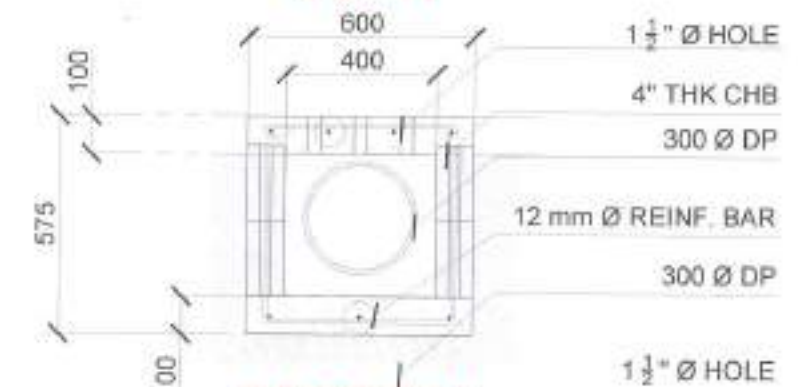
(GROUND FLOOR PLAN)

## 1 | STORM DRAINAGE LINE SECTION

PLGS SCALE 1:100 METERS



### PLAN



### SECTION

## 2 | CATCH BASIN DETAIL

PLGS SCALE 1:75 METERS

PREPARED BY :



RECOMMENDING APPROVAL :

Arch. BALTAZAR C. AVELINO  
OFFICER IN CHARGE

APPROVED BY :

Hon. MA. JOSEFINA G. BELMONTE  
CITY MAYOR QUEZON CITY

PROJECT TITLE :

PROPOSED REDEVELOPMENT  
OF BUENAMAR PLAZA  
AT QUIRINO HIGHWAY

LOCATION : BRGY. MOVALICHES PROPER,  
DISTRICT 5, QUEZON CITY

SHEET CONTENT :

STORM DRAINAGE  
LINE SECTION

NOTED BY: M.S.T.

DATE : 10/26/23

CHECKED BY: N.F.R.

DATE : 10/26/23

CADD BY: E.G.H.

DATE : 10/26/23

SHEET NO.:

P05



## ***Section VIII. Bill of Quantities***

### **Notes on the Bill of Quantities**

#### **Objectives**

The objectives of the Bill of Quantities are:

- a. to provide sufficient information on the quantities of Works to be performed to enable Bids to be prepared efficiently and accurately; and
- b. when a Contract has been entered into, to provide a priced Bill of Quantities for use in the periodic valuation of Works executed.

In order to attain these objectives, Works should be itemized in the Bill of Quantities in sufficient detail to distinguish between the different classes of Works, or between Works of the same nature carried out in different locations or in other circumstances which may give rise to different considerations of cost. Consistent with these requirements, the layout and content of the Bill of Quantities should be as simple and brief as possible.

#### **Daywork Schedule**

A Daywork Schedule should be included only if the probability of unforeseen work, outside the items included in the Bill of Quantities, is high. To facilitate checking by the Entity of the realism of rates quoted by the Bidders, the Daywork Schedule should normally comprise the following:

- a. A list of the various classes of labor, materials, and Constructional Plant for which basic daywork rates or prices are to be inserted by the Bidder, together with a statement of the conditions under which the Contractor will be paid for work executed on a daywork basis.
- b. Nominal quantities for each item of Daywork, to be priced by each Bidder at Daywork rates as Bid. The rate to be entered by the Bidder against each basic Daywork item should include the Contractor's profit, overheads, supervision, and other charges.

#### **Provisional Sums**

A general provision for physical contingencies (quantity overruns) may be made by including a provisional sum in the Summary Bill of Quantities. Similarly, a contingency allowance for possible price increases should be provided as a provisional sum in the Summary Bill of Quantities. The inclusion of such provisional sums often facilitates budgetary approval by avoiding the need to request periodic supplementary approvals as the future need arises. Where such provisional sums or contingency allowances are used, the SCC should state the manner in which they will be used, and under whose authority (usually the Procuring Entity's Representative's).

The estimated cost of specialized work to be carried out, or of special goods to be supplied, by other contractors should be indicated in the relevant part of the Bill of Quantities as a particular provisional sum with an appropriate brief description. A separate procurement procedure is normally carried out by the Procuring Entity to select such specialized contractors. To provide an element of competition among the Bidders in respect of any facilities, amenities, attendance, etc., to be provided by the successful Bidder as prime Contractor for the use and convenience of the specialist contractors, each related provisional sum should be followed by an item in the Bill of Quantities inviting the Bidder to quote a sum for such amenities, facilities, attendance, etc.

### **Signature Box**

A signature box shall be added at the bottom of each page of the Bill of Quantities where the authorized representative of the Bidder shall affix his signature. Failure of the authorized representative to sign each and every page of the Bill of Quantities shall be a cause for rejection of his bid.

These Notes for Preparing a Bill of Quantities are intended only as information for the Procuring Entity or the person drafting the Bidding Documents. They should not be included in the final documents.

PROJECT TITLE : PROPOSED REDEVELOPMENT OF BUENAMAR PLAZA AT QUIRINO HIWAY

LOCATION : BARANGAY NOVALICHES PROPER, DISTRICT 5, QUEZON CITY

PROJECT NO. : 24 - 00034

DURATION : Three Hundred Sixty (360) Calendar Days

**BREAKDOWN OF COST**

ITEM NO.	DESCRIPTION	ESTIMATED DIRECT COST	TOTAL MARK-UP		VAT	TOTAL INDIRECT COST	TOTAL COST
			%	VALUE			
PART A	GENERAL REQUIREMENTS						
PART B	OTHER GENERAL REQUIREMENTS						
PART C	SITEWORKS						
PART D	ROAD WORKS						
PART E	CONSTRUCTION OF ELEVATED MULTI-PURPOSE OPEN FIELD WITH PARKING AND ELEVATED PATHWALK						
PART F	SITE DEVELOPMENT						
	TOTAL						

**TOTAL COST ₱** \_\_\_\_\_

**LUMP SUM BID IN WORDS :** \_\_\_\_\_

Contractor : \_\_\_\_\_



**BILL OF QUANTITIES**  
(Parks Construction/Rehabilitation Project)

**PROJECT TITLE :** PROPOSED REDEVELOPMENT OF BUENAMAR PLAZA AT QUIRINO HIWAY

**LOCATION :** BARANGAY NOVALICHES PROPER, DISTRICT 5,, QUEZON CITY

**PROJECT NO. :** 24 - 00034

**DURATION :** One Hundred Twenty (120) Calendar Days

FORM POW-2015-01C-00

ITEM NO.	DESCRIPTION	QUANTITY	UNIT	DIRECT COST				TOTAL MARK-UP		VAT	TOTAL COST
				MATERIAL	LABOR	EQUIPMENT	TOTAL	%	VALUE		
PART A	GENERAL REQUIREMENTS										
A.1	Project Billboard / Signboard	2	unit								
	TOTAL OF PART A										
PART B	OTHER GENERAL REQUIREMENTS										
B.1	Provision for field office and storage	1	l.s								
B.2	Temporary Enclosure at the Construction Area	180	l.m.								
B.3	Occupational Safety and Health Program	1	l.s								
B.4	Preparation of As-Built Plan	1	l.s								
B.5	Mobilization / Demobilization	1	l.s								
B.6	Electrical tapping/application	1	l.s								
	TOTAL OF PART B										
PART C	SITEWORKS										
C.1	Site Clearing and Preparation	2046.9	sq.m								
C.2	Dismantling of steel structures with tensile including hauling	720	sq.m								
C.3	Demolition of existing concrete structures including hauling (removal of existing arcs, stairs, slab on grade and minor soil cutting)	2046.9	sq.m								
C.4	Layout and Staking	2046.9	sq.m								
C.5	Removal of existing trees	10	sq.m								
	TOTAL OF PART C										
PART D	ROAD WORKS										
D.1	Structure Excavation / Manual excavation using EQT / backhoe	60	cu.m								
D.2	Gravel Fill	15	cu.m								
D.3	Concrete curb and gutter	150	l.m.								
D.4	Structural Concrete (3000psi - 7 days)	45	cu.m								
	TOTAL OF PART D										
PART E	CONSTRUCTION OF ELEVATED MULTI-PURPOSE OPEN FIELD WITH PARKING AND ELEVATED PATHWALK										
E.1	Structure Excavation	523.24	cu.m								
E.2	Backfilling / Manual Backfill	313.95	cu.m								
E.3	Gravel Fill	71.02	cu.m								
E.4	Polyethylene sheet	496	sq.m								
E.5	Structural Concrete 4000 psi (Footing and tie-beam)	#REF!	cu.m								
E.6	Structural Concrete 3000 psi (Slab on fill)	78.12	cu.m								
E.7	Structural Concrete 4000 psi (Column)	122.9235	cu.m								
E.8	Structural Concrete 4000 psi (Suspended Slab)	121.5795	cu.m								
E.9	Structural Concrete 4000 psi (Beams/Girders)	#REF!	cu.m								
E.10	Structural Concrete 4000 psi (Stairs and ramp)	37.275	cu.m								
E.11	Reinforcing Steel (Deformed), Grade 40	40724.5623	kgs								

ITEM NO.	DESCRIPTION										
		QUANTITY	UNIT	DIRECT COST				TOTAL MARK-UP		VAT	TOTAL COST
				MATERIAL	LABOR	EQUIPMENT	TOTAL	%	VALUE		
E.12	Reinforcing Steel (Deformed), Grade 60	85221.8704	kgs								
E.13	Formworks Tiebeams (8mm board)	54.4	sq.m								
E.14	Formworks (Slab-on-fill)	796.79	sq.m								
E.15	Formworks (Columns)	568.3552	sq.m								
E.16	Formworks (Beams/Girders)	#REF!	sq.m								
E.17	Formworks (Suspended Slab,stairs,ramp)	1010.5	sq.m								
E.18	100mm CHB Wall Laying, including Mortar, Reinforcement and Two-Face Plastering	25.2	sq.m								
E.19	150mm CHB Wall Laying, including Mortar, Reinforcement and Two-Face Plastering w/ molding	410.49	sq.m								
E.20	Cast in place retaining/parapet wall	167	l.m.								
E.21	Plastering / skimming (columns, beams, soffits)	#REF!	sq.m								
E.22	Steel ramp railings	134.6	l.m.								
E.23	Stainless wall-mounted railings	272.4	l.m.								
E.24	Painting Works (Metal surface)	269.2	sq.m								
E.25	Painting Works (Masonry / concrete surface)	#REF!	sq.m								
E.26	Painting Works (Rubberized floor coating)	444.96	sq.m								
E.27	Wood panel composite park seat	31.1	l.m.								
E.28	Preparation of floor surface	678.9	sq.m								
E.29	Torch-applied Bituminous waterproofing	678.9	sq.m								
E.30	Floor topping w/ wire mesh	678.9	sq.m								
E.31	Modular drainage system with geotextile (Green roofing system)	409.5	sq.m								
E.32	Cementitious waterproofing	384.6	sq.m								
E.33	Granite Tiles	419.83	sq.m								
E.34	Paving blocks on sand bedding w/ painted border	290.75	sq.m								
E.35	Trench drain w/ steel grating	63	l.m.								
E.36	Area drain	16	units								
E.37	Storm drainage	1	l.s.								
E.38	Cold water lines	1	l.s.								
E.39	Electrical works - Structures	1	l.s.								
	TOTAL OF PART E										
PART F	SITE DEVELOPMENT										
F.1	Gravel Fill	69	cu.m								
F.2	Paving blocks on sand bedding w/ painted border	899.05	sq.m								
F.3	Granite Tiles	90.72	sq.m								
F.4	Stainless ramp railings	43	l.m.								
F.5	Stainless wall-mounted railings	44	l.m.								
F.6	Structural Concrete 3000 psi (Footing, Tie Beam, Grade beam)	0.99	cu.m								
F.7	Structural Concrete 3000 psi (Column)	2.18	cu.m								
F.8	Structural Concrete 3000 psi (slab on fill)	67.1	cu.m								
F.9	Structural Concrete 3000 psi (Wall Footing)	9.92	cu.m								
F.10	Structural Concrete 3000 psi (Retaining Wall)	33.22	cu.m								
F.11	Reinforcing Steel (Deformed), Grade 40	917.6	kgs								
F.12	Reinforcing Steel (Deformed), Grade 60	792.14	kgs								
F.13	150mm CHB Wall Laying, including Mortar, Reinforcement and One-Face Plastering	156.6	sq.m								
F.14	Painting Works (Masonry / concrete surface)	156.6	sq.m								
F.15	Grill fence	5	units								
F.16	Line canal with Steel grating	6	l.m.								

ITEM NO.	DESCRIPTION										
		QUANTITY	UNIT	DIRECT COST				TOTAL MARK-UP		VAT	TOTAL COST
				MATERIAL	LABOR	EQUIPMENT	TOTAL	%	VALUE		
F.17	Catch basin	23	units								
F.18	Rehabilitation and relocation of existing Bonifacio Monument and supply and installation of additional sculptures	1	l.s.								
F.19	Bicycle Rack	8	unit								
F.20	Leaning Rail	5	unit								
F.21	Cantilever bench	5	l.s.								
F.22	Metal door-powder coated, single swing including complete accessories	1	l.s.								
F.23	Anti-slip stair nosing	107.1	l.m.								
F.24	Landscaping - Garden Soil	1	l.s.								
F.25	Landscaping - Ground Cover	1	l.s.								
F.26	Landscaping - Shrubs	1	l.s.								
F.27	Landscaping - Trees	1	l.s.								
F.28	Pedestal - bollard light	12	units								
F.29	Pedestal - high mast	4	units								
F.30	Electrical works - site development	1	l.s.								
F.31	Electrical service entrance	1	l.s.								
	TOTAL OF PART F										
	GRAND TOTAL										



## ***Section IX. Checklist of Technical and Financial Documents***

### **Notes on the Checklist of Technical and Financial Documents**

The prescribed documents in the checklist are mandatory to be submitted in the Bid, but shall be subject to the following:

- a. GPPB Resolution No. 09-2020 on the efficient procurement measures during a State of Calamity or other similar issuances that shall allow the use of alternate documents in lieu of the mandated requirements; or
- b. any subsequent GPPB issuances adjusting the documentary requirements after the effectivity of the adoption of the PBDs.

The BAC shall be checking the submitted documents of each Bidder against this checklist to ascertain if they are all present, using a non-discretionary “pass/fail” criterion pursuant to Section 30 of the 2016 revised IRR of RA No. 9184.

# Checklist of Technical and Financial Documents

## I. TECHNICAL COMPONENT ENVELOPE

### *Class “A” Documents*

#### Legal Documents

- ☐ (a) Valid PhilGEPS Registration Certificate (Platinum Membership) (all pages);  
**and**
- ☐ (b) Registration certificate from Securities and Exchange Commission (SEC), Department of Trade and Industry (DTI) for sole proprietorship, or Cooperative Development Authority (CDA) for cooperatives or its equivalent document;  
**and**
- ☐ (c) Mayor’s or Business permit issued by the city or municipality where the principal place of business of the prospective bidder is located, or the equivalent document for Exclusive Economic Zones or Areas;  
**and**
- ☐ (e) Tax clearance per E.O. No. 398, s. 2005, as finally reviewed and approved by the Bureau of Internal Revenue (BIR).

#### Technical Documents

- ☐ (f) Statement of the prospective bidder of all its ongoing government and private contracts, including contracts awarded but not yet started, if any, whether similar or not similar in nature and complexity to the contract to be bid (*please see attached prescribed forms required by the QC – BAC for Infrastructure and Consultancy*); **and**
- ☐ (g) Statement of the bidder’s Single Largest Completed Contract (SLCC) similar to the contract to be bid, except under conditions provided under the rules with an attached Notice of Award, Notice to Proceed, Contract and Certificate of Acceptance (*please see attached prescribed form required by the QC – BAC for Infrastructure and Consultancy*); **and**
- ☐ (h) Philippine Contractors Accreditation Board (PCAB) License;  
**or**  
Special PCAB License in case of Joint Ventures;  
**and** registration for the type and cost of the contract to be bid; **and**
- ☐ (i) Original copy of Bid Security. If in the form of a Surety Bond, submit also a certification issued by the Insurance Commission;  
**or**  
Original copy of Notarized Bid Securing Declaration; **and**
- ☐ (j) Project Requirements, which shall include the following:
  - ☐ a. Organizational chart for the contract to be bid;
  - ☐ b. List of contractor’s key personnel (*e.g.*, Project Manager, Project Engineers, Materials Engineers, and Foremen), to be assigned to the contract to be bid, with their complete qualification and experience data (*please see attached prescribed form required by the QC – BAC for Infrastructure and Consultancy*);
  - ☐ c. List of contractor’s major equipment units, which are owned, leased, and/or under purchase agreements, supported by proof of ownership or certification of availability of equipment from the equipment

lessor/vendor for the duration of the project, as the case may be (*please see attached prescribed form required by the QC – BAC for Infrastructure and Consultancy*); **and**

- ☐ (k) Original duly signed Omnibus Sworn Statement (OSS); **and** if applicable, Original Notarized Secretary's Certificate in case of a corporation, partnership, or cooperative; or Original Special Power of Attorney of all members of the joint venture giving full power and authority to its officer to sign the OSS and do acts to represent the Bidder.

Additional Technical Requirements:

- ☐ • Certificate of Site Inspection or Affidavit of Site Inspection as part of Omnibus Sworn Statement
- ☐ • Affidavit of Undertaking for Key Personnel and Equipment (*please see attached prescribed form required by the QC – BAC for Infrastructure and Consultancy*)
- ☐ • Equipment Utilization Schedule
- ☐ • Manpower Schedule
- ☐ • Construction Schedule and S-Curve
- ☐ • PERT-CMP
- ☐ • Construction Methods

Financial Documents

- ☐ (l) The prospective bidder's audited financial statements, showing, among others, the prospective bidder's total and current assets and liabilities, stamped "received" by the BIR or its duly accredited and authorized institutions, for the preceding calendar year which should not be earlier than two (2) years from the date of bid submission; **and**
- ☐ (m) The prospective bidder's computation of Net Financial Contracting Capacity (NFCC) (*please see attached prescribed form required by the QC – BAC for Infrastructure and Consultancy*).

***Class "B" Documents***

- ☐ (n) If applicable, duly signed joint venture agreement (JVA) in accordance with RA No. 4566 and its IRR in case the joint venture is already in existence; **or** duly notarized statements from all the potential joint venture partners stating that they will enter into and abide by the provisions of the JVA in the instance that the bid is successful.

**II. FINANCIAL COMPONENT ENVELOPE**

- ☐ (o) Original of duly signed and accomplished Financial Bid Form; **and**

Other documentary requirements under RA No. 9184

- ☐ (p) Original of duly signed Bid Prices in the Bill of Quantities; **and**
- ☐ (q) Duly accomplished Detailed Estimates Form, including a summary sheet indicating the unit prices of construction materials, labor rates, and equipment rentals used in coming up with the Bid; **and**
- ☐ (r) Cash Flow by Quarter.

**Bid Form for the Procurement of Infrastructure Projects**  
*[shall be submitted with the Bid]*

---

**BID FORM**

Date : \_\_\_\_\_  
Project Identification No. : \_\_\_\_\_

To: *[name and address of Procuring Entity]*

Having examined the Philippine Bidding Documents (PBDs) including the Supplemental or Bid Bulletin Numbers *[insert numbers]*, the receipt of which is hereby duly acknowledged, we, the undersigned, declare that:

- a. We have no reservation to the PBDs, including the Supplemental or Bid Bulletins, for the Procurement Project: *[insert name of contract]*;
- b. We offer to execute the Works for this Contract in accordance with the PBDs;
- c. The total price of our Bid in words and figures, excluding any discounts offered below is: *[insert information]*;
- d. The discounts offered and the methodology for their application are: *[insert information]*;
- e. The total bid price includes the cost of all taxes, such as, but not limited to: *[specify the applicable taxes, e.g. (i) value added tax (VAT), (ii) income tax, (iii) local taxes, and (iv) other fiscal levies and duties]*, which are itemized herein and reflected in the detailed estimates,
- f. Our Bid shall be valid within the a period stated in the PBDs, and it shall remain binding upon us at any time before the expiration of that period;
- g. If our Bid is accepted, we commit to obtain a Performance Security in the amount of *[insert percentage amount]* percent of the Contract Price for the due performance of the Contract, or a Performance Securing Declaration in lieu of the the allowable forms of Performance Security, subject to the terms and conditions of issued GPPB guidelines<sup>1</sup> for this purpose;
- h. We are not participating, as Bidders, in more than one Bid in this bidding process, other than alternative offers in accordance with the Bidding Documents;
- i. We understand that this Bid, together with your written acceptance thereof included in your notification of award, shall constitute a binding contract between us, until a formal Contract is prepared and executed; and
- j. We understand that you are not bound to accept the Lowest Calculated Bid or any other Bid that you may receive.

---

<sup>1</sup> currently based on GPPB Resolution No. 09-2020



- k. We likewise certify/confirm that the undersigned, is the duly authorized representative of the bidder, and granted full power and authority to do, execute and perform any and all acts necessary to participate, submit the bid, and to sign and execute the ensuing contract for the [Name of Project] of the [Name of the Procuring Entity].
- l. We acknowledge that failure to sign each and every page of this Bid Form, including the Bill of Quantities, shall be a ground for the rejection of our bid.

Name: \_\_\_\_\_

Legal Capacity: \_\_\_\_\_

Signature: \_\_\_\_\_

Duly authorized to sign the Bid for and behalf of: \_\_\_\_\_

Date: \_\_\_\_\_

## **Bid Securing Declaration Form**

*[shall be submitted with the Bid if bidder opts to provide this form of bid security]*

---

REPUBLIC OF THE PHILIPPINES)

CITY OF \_\_\_\_\_) S.S.

### **BID SECURING DECLARATION** **Project Identification No.: *[Insert number]***

To: *[Insert name and address of the Procuring Entity]*

I/We, the undersigned, declare that:

1. I/We understand that, according to your conditions, bids must be supported by a Bid Security, which may be in the form of a Bid Securing Declaration.
2. I/We accept that: (a) I/we will be automatically disqualified from bidding for any procurement contract with any procuring entity for a period of two (2) years upon receipt of your Blacklisting Order; and, (b) I/we will pay the applicable fine provided under Section 6 of the Guidelines on the Use of Bid Securing Declaration, within fifteen (15) days from receipt of the written demand by the procuring entity for the commission of acts resulting to the enforcement of the bid securing declaration under Sections 23.1(b), 34.2, 40.1 and 69.1, except 69.1(f), of the IRR of RA No. 9184; without prejudice to other legal action the government may undertake.
3. I/We understand that this Bid Securing Declaration shall cease to be valid on the following circumstances:
  - a. Upon expiration of the bid validity period, or any extension thereof pursuant to your request;
  - b. I am/we are declared ineligible or post-disqualified upon receipt of your notice to such effect, and (i) I/we failed to timely file a request for reconsideration or (ii) I/we filed a waiver to avail of said right; and
  - c. I am/we are declared the bidder with the Lowest Calculated Responsive Bid, and I/we have furnished the performance security and signed the Contract.

IN WITNESS WHEREOF, I/We have hereunto set my/our hand/s this \_\_\_\_ day of *[month]* *[year]* at *[place of execution]*.

*[Insert NAME OF BIDDER OR ITS AUTHORIZED REPRESENTATIVE]*

*[Insert signatory's legal capacity]*

Affiant

**[Jurat]**

*[Format shall be based on the latest Rules on Notarial Practice]*

**Omnibus Sworn Statement (Revised)**  
*[shall be submitted with the Bid]*

---

REPUBLIC OF THE PHILIPPINES )  
CITY/MUNICIPALITY OF \_\_\_\_\_ ) S.S.

**AFFIDAVIT**

I, [Name of Affiant], of legal age, [Civil Status], [Nationality], and residing at [Address of Affiant], after having been duly sworn in accordance with law, do hereby depose and state that:

1. *[Select one, delete the other:]*

*[If a sole proprietorship:]* I am the sole proprietor or authorized representative of [Name of Bidder] with office address at [address of Bidder];

*[If a partnership, corporation, cooperative, or joint venture:]* I am the duly authorized and designated representative of [Name of Bidder] with office address at [address of Bidder];

2. *[Select one, delete the other:]*

*[If a sole proprietorship:]* As the owner and sole proprietor, or authorized representative of [Name of Bidder], I have full power and authority to do, execute and perform any and all acts necessary to participate, submit the bid, and to sign and execute the ensuing contract for [Name of the Project] of the [Name of the Procuring Entity], as shown in the attached duly notarized Special Power of Attorney;

*[If a partnership, corporation, cooperative, or joint venture:]* I am granted full power and authority to do, execute and perform any and all acts necessary to participate, submit the bid, and to sign and execute the ensuing contract for [Name of the Project] of the [Name of the Procuring Entity], as shown in the attached [state title of attached document showing proof of authorization (e.g., duly notarized Secretary's Certificate, Board/Partnership Resolution, or Special Power of Attorney, whichever is applicable)];

3. [Name of Bidder] is not "blacklisted" or barred from bidding by the Government of the Philippines or any of its agencies, offices, corporations, or Local Government Units, foreign government/foreign or international financing institution whose blacklisting rules have been recognized by the Government Procurement Policy Board, **by itself or by relation, membership, association, affiliation, or controlling interest with another blacklisted person or entity as defined and provided for in the Uniform Guidelines on Blacklisting;**

4. Each of the documents submitted in satisfaction of the bidding requirements is an authentic copy of the original, complete, and all statements and information provided therein are true and correct;

5. [Name of Bidder] is authorizing the Head of the Procuring Entity or its duly authorized representative(s) to verify all the documents submitted;

6. *[Select one, delete the rest:]*

*[If a sole proprietorship:]* The owner or sole proprietor is not related to the Head of the Procuring Entity, members of the Bids and Awards Committee (BAC), the Technical Working Group, and the BAC Secretariat, the head of the Project Management Office or the end-user unit, and the project consultants by consanguinity or affinity up to the third civil degree;

*[If a partnership or cooperative:]* None of the officers and members of [Name of Bidder] is related to the Head of the Procuring Entity, members of the Bids and Awards Committee (BAC), the Technical Working Group, and the BAC Secretariat, the head of the Project

Management Office or the end-user unit, and the project consultants by consanguinity or affinity up to the third civil degree;

*[If a corporation or joint venture:]* None of the officers, directors, and controlling stockholders of *[Name of Bidder]* is related to the Head of the Procuring Entity, members of the Bids and Awards Committee (BAC), the Technical Working Group, and the BAC Secretariat, the head of the Project Management Office or the end-user unit, and the project consultants by consanguinity or affinity up to the third civil degree;

7. *[Name of Bidder]* complies with existing labor laws and standards; and
8. *[Name of Bidder]* is aware of and has undertaken the responsibilities as a Bidder in compliance with the Philippine Bidding Documents, which includes:
  - a. Carefully examining all of the Bidding Documents;
  - b. Acknowledging all conditions, local or otherwise, affecting the implementation of the Contract;
  - c. Making an estimate of the facilities available and needed for the contract to be bid, if any; and
  - d. Inquiring or securing Supplemental/Bid Bulletin(s) issued for the *[Name of the Project]*.
9. *[Name of Bidder]* did not give or pay directly or indirectly, any commission, amount, fee, or any form of consideration, pecuniary or otherwise, to any person or official, personnel or representative of the government in relation to any procurement project or activity.
10. **In case advance payment was made or given, failure to perform or deliver any of the obligations and undertakings in the contract shall be sufficient grounds to constitute criminal liability for Swindling (Estafa) or the commission of fraud with unfaithfulness or abuse of confidence through misappropriating or converting any payment received by a person or entity under an obligation involving the duty to deliver certain goods or services, to the prejudice of the public and the government of the Philippines pursuant to Article 315 of Act No. 3815 s. 1930, as amended, or the Revised Penal Code.**
11. We pledge that the project will be completed in accordance and congruency with the approved plans and programs.

**IN WITNESS WHEREOF**, I have hereunto set my hand this \_\_\_ day of \_\_\_\_\_ 20\_\_ at \_\_\_\_\_, Philippines.

*[Insert NAME OF BIDDER OR ITS AUTHORIZED REPRESENTATIVE]*

*[Insert signatory's legal capacity]*  
Affiant

**[Jurat]**

*[Format shall be based on the latest Rules on Notarial Practice]*



## Contract Agreement Form for the Procurement of Infrastructure Projects (Revised)

*[not required to be submitted with the Bid, but it shall be submitted within ten (10) days after receiving the Notice of Award]*

---

### CONTRACT AGREEMENT

THIS AGREEMENT, made this *[insert date]* day of *[insert month]*, *[insert year]* between *[name and address of PROCURING ENTITY]* (hereinafter called the "Entity") and *[name and address of Contractor]* (hereinafter called the "Contractor").

WHEREAS, the Entity is desirous that the Contractor execute *[name and identification number of contract]* (hereinafter called "the Works") and the Entity has accepted the Bid for *[contract price in words and figures in specified currency]* by the Contractor for the execution and completion of such Works and the remedying of any defects therein.

NOW THIS AGREEMENT WITNESSETH AS FOLLOWS:

1. In this Agreement, words and expressions shall have the same meanings as are respectively assigned to them in the Conditions of Contract hereinafter referred to.
2. The following documents as required by the 2016 revised Implementing Rules and Regulations of Republic Act No. 9184 shall be deemed to form and be read and construed as part of this Agreement, viz.:
  - a. Philippine Bidding Documents (PBDs);
    - i. Drawings/Plans;
    - ii. Specifications;
    - iii. Bill of Quantities;
    - iv. General and Special Conditions of Contract;
    - v. Supplemental or Bid Bulletins, if any;
  - b. Winning bidder's bid, including the Eligibility requirements, Technical and Financial Proposals, and all other documents or statements submitted;

Bid form, including all the documents/statements contained in the Bidder's bidding envelopes, as annexes, and all other documents submitted (e.g., Bidder's response to request for clarifications on the bid), including corrections to the bid, if any, resulting from the Procuring Entity's bid evaluation;

- c. Performance Security;
    - d. Notice of Award of Contract and the Bidder's conforme thereto; and
    - e. Other contract documents that may be required by existing laws and/or the Procuring Entity concerned in the PBDs. **Winning bidder agrees that additional contract documents or information prescribed by the GPPB that are subsequently required for submission after the contract execution, such as the Notice to Proceed, Variation Orders, and Warranty Security, shall likewise form part of the Contract.**
  3. In consideration for the sum of *[total contract price in words and figures]* or such other sums as may be ascertained, *[Named of the bidder]* agrees to *[state the object of the contract]* in accordance with his/her/its Bid.

4. The *[Name of the procuring entity]* agrees to pay the above-mentioned sum in accordance with the terms of the Bidding.

IN WITNESS whereof the parties thereto have caused this Agreement to be executed the day and year first before written.

*[Insert Name and Signature] [Insert Name and Signature]*

*[Insert Signatory's Legal Capacity] [Insert Signatory's Legal Capacity]*

*for: for:*

*[Insert Procuring Entity] [Insert Name of Supplier]*

**Acknowledgment**

*[Format shall be based on the latest Rules on Notarial Practice]*

LIST OF ALL ON-GOING GOVERNMENT AND PRIVATE CONTRACTS

NAME OF CONTRACTOR: \_\_\_\_\_

PROJECT TITLE (Name of the Contract) & EXACT PROJECT LOCATION	DATE OF CONTRACT	CONTRACT DURATION	PROJECT OWNER & POSTAL ADDRESS	NATURE OF WORK	CONTRACTOR'S ROLE (SOLE CONTRACTOR, SUBCONTRACTOR, PARTNER IN A JV) and PERCENTAGE OF PARTICIPATION	TOTAL CONTRACT VALUE AT AWARD	DATE OF COMPLETION or ESTIMATED COMPLETION TIME	TOTAL CONTRACT VALUE AT COMPLETION IF APPLICABLE	PERCENTAGE		VALUE OF OUTSTANDING WORKS (IN PHP)
									ACTUAL ACCOMPLISHMENT	PLANNED ACCOMPLISHMENT	

PHOTOCOPY ADDITIONAL FORMS, IF NECESSARY

Page \_\_\_\_\_ of \_\_\_\_\_

PROJECT TITLE: \_\_\_\_\_

Page \_\_\_\_ of \_\_\_\_



SINGLE LARGEST COMPLETED CONTRACT SIMILAR TO THE CONTRACT TO BE BID

NAME OF CONTRACTOR: \_\_\_\_\_

PROJECT TITLE: \_\_\_\_\_

PROJECT TITLE (Name of the Contract) & EXACT PROJECT LOCATION	DATE OF CONTRACT	CONTRACT DURATION	PROJECT OWNER & POSTAL ADDRESS	NATURE OF WORK	CONTRACTOR'S ROLE (SOLE CONTRACTOR, SUBCONTRACTOR, PARTNER IN A JV) and PERCENTAGE OF PARTICIPATION	TOTAL CONTRACT VALUE AT AWARD	DATE OF COMPLETION or ESTIMATED COMPLETION TIME	TOTAL CONTRACT VALUE AT COMPLETION IF APPLICABLE

PHOTOCOPY ADDITIONAL FORMS, IF NECESSARY

Page \_\_\_\_\_ of \_\_\_\_\_

**LIST OF MAJOR EQUIPMENT TO BE USED FOR THE PROJECT**

**NAME OF CONTRACTOR:** \_\_\_\_\_

**PROJECT TITLE:** \_\_\_\_\_

TYPE	DESCRIPTION / CAPACITY	SERIAL NO.	YEAR ACQUIRED	PRESENT LOCATION (SPECIFIC ADDRESS)	STATUS OF AVAILABILITY (OWNED/LEASED)

**A. LIST OF KEY CONSTRUCTION PERSONNEL TO BE ASSIGNED TO THE PROJECT**

**NAME OF CONTRACTOR:** \_\_\_\_\_

**PROJECT TITLE:** \_\_\_\_\_

NAME	POSITION	AGE	EDUCATIONAL ATTAINMENT	TYPE OF CONSTRUCTION EXPERIENCE	NO.OF YEARS WITH THE CONTRACTOR	PROFESSION	PRC NO.

## COMPUTATION OF NET FINANCIAL CONTRACTING CAPACITY (NFCC)

NAME OF BIDDER: \_\_\_\_\_

CURRENT ASSETS*		PHP	_____
(LESS) CURRENT LIABILITIES*	(LESS)	PHP	_____
NETWORTH		PHP	_____
NETWORTH x 15	x 15	PHP	_____
(LESS) VALUE OF ALL OUTSTANDING ON-GOING CONTRACTS**	(LESS)	PHP	_____
(LESS) VALUE OF ALL AWARDED BUT NOT YET STARTED CONTRACTS AS OF DATE**	(LESS)	PHP	_____
<b>NET FINANCIAL CONTRACTING CAPACITY</b>		PHP	_____

NOTES:      \* CURRENT ASSETS AND LIABILITIES BASED ON AUDITED FINANCIAL STATEMENT FOR THE PRECEDING CALENDAR YEAR SUBMITTED TO B.I.R.

             \*\* BASED ON LIST OF ON-GOING AND AWRDED BUT NOT VEY STARTED CONTRACTS SUBMITTED



REPUBLIC OF THE PHILIPPINES)

\_\_\_\_\_ ) S.S.

### AFFIDAVIT OF UNDERTAKING

I, \_\_\_\_\_ of legal age, Filipino, \_\_\_\_\_ **[OFFICER OR REPRESENTATIVE]**

with office address at \_\_\_\_\_ after having been duly sworn to in accordance with law, hereby voluntary depose and state:

That I am duly authorized representative of the **[Name of Bidder]** to execute this undertaking as evidenced by Secretary's Certificate and Board Resolution.

That **[Name of Bidder]** bidding for the (Name of Project)

That relative to the aforementioned Project, the **[Name of Bidder]** hereby undertake that the equipment to be use and the key personnel to be assign shall exclusively be used and will only perform to the said project until its completion.

That I am executing this affidavit to attest to the truth of the foregoing and in compliance with the submission of the technical requirements for the public bidding of the said project.

IN WITNESS HEREOF, I have hereunto signed my name below this \_\_\_\_\_ day of \_\_\_\_\_ at \_\_\_\_\_.

AFFIANT FURTHER SAYETH NAUGHT.

\_\_\_\_\_  
Affiant

SUBSCRIBED AND SWORN TO BEFORE ME this \_\_\_\_\_ day of \_\_\_\_\_  
in \_\_\_\_\_

affiant exhibiting to me his/her \_\_\_\_\_ issued at \_\_\_\_\_  
on \_\_\_\_\_.

Doc. No. ;  
Page No. ;  
Book No. ;  
Series of 2020

\_\_\_\_\_  
Notary Public

