

# **PHILIPPINE BIDDING DOCUMENTS**

# **Procurement of INFRASTRUCTURE PROJECTS**

Government of the Republic of the Philippines

**PROPOSED UPGRADING OF WATERLINE SYSTEM AND  
REHABILITATION OF COMFORT ROOMS AT  
CAMARILLA ELEMENTARY SCHOOL**

**Project number:  
24-00072**

**Sixth Edition  
July 2020**

# Preface

These Philippine Bidding Documents (PBDs) for the procurement of Infrastructure Projects (hereinafter referred to also as the “Works”) through Competitive Bidding have been prepared by the Government of the Philippines for use by all branches, agencies, departments, bureaus, offices, or instrumentalities of the government, including government-owned and/or -controlled corporations, government financial institutions, state universities and colleges, local government units, and autonomous regional government. The procedures and practices presented in this document have been developed through broad experience, and are for mandatory use in projects that are financed in whole or in part by the Government of the Philippines or any foreign government/foreign or international financing institution in accordance with the provisions of the 2016 revised Implementing Rules and Regulations (IRR) of Republic Act (RA) No. 9184.

The PBDs are intended as a model for admeasurements (unit prices or unit rates in a bill of quantities) types of contract, which are the most common in Works contracting.

The Bidding Documents shall clearly and adequately define, among others: (i) the objectives, scope, and expected outputs and/or results of the proposed contract; (ii) the eligibility requirements of Bidders; (iii) the expected contract duration; and (iv) the obligations, duties, and/or functions of the winning Bidder.

Care should be taken to check the relevance of the provisions of the PBDs against the requirements of the specific Works to be procured. If duplication of a subject is inevitable in other sections of the document prepared by the Procuring Entity, care must be exercised to avoid contradictions between clauses dealing with the same matter.

Moreover, each section is prepared with notes intended only as information for the Procuring Entity or the person drafting the Bidding Documents. They shall not be included in the final documents. The following general directions should be observed when using the documents:

- a. All the documents listed in the Table of Contents are normally required for the procurement of Infrastructure Projects. However, they should be adapted as necessary to the circumstances of the particular Project.
- b. Specific details, such as the “*name of the Procuring Entity*” and “*address for bid submission*,” should be furnished in the Instructions to Bidders, Bid Data Sheet, and Special Conditions of Contract. The final documents should contain neither blank spaces nor options.
- c. This Preface and the footnotes or notes in italics included in the Invitation to Bid, BDS, General Conditions of Contract, Special Conditions of Contract, Specifications, Drawings, and Bill of Quantities are not part of the text of the final document, although they contain instructions that the Procuring Entity should strictly follow.
- d. The cover should be modified as required to identify the Bidding Documents as to the names of the Project, Contract, and Procuring Entity, in addition to date of issue.

- e. Modifications for specific Procurement Project details should be provided in the Special Conditions of Contract as amendments to the Conditions of Contract. For easy completion, whenever reference has to be made to specific clauses in the Bid Data Sheet or Special Conditions of Contract, these terms shall be printed in bold typeface on Sections I (Instructions to Bidders) and III (General Conditions of Contract), respectively.
- f. For guidelines on the use of Bidding Forms and the procurement of Foreign-Assisted Projects, these will be covered by a separate issuance of the Government Procurement Policy Board.

# TABLE OF CONTENTS

<b>GLOSSARY OF TERMS, ABBREVIATIONS, AND ACRONYMS .....</b>	<b>5</b>
<b>SECTION I. INVITATION TO BID.....</b>	<b>8</b>
<b>SECTION II. INSTRUCTIONS TO BIDDERS .....</b>	<b>9</b>
1. Scope of Bid .....	10
2. Funding Information .....	10
3. Bidding Requirements.....	10
4. Corrupt, Fraudulent, Collusive, Coercive, and Obstructive Practices .....	10
5. Eligible Bidders.....	11
6. Origin of Associated Goods .....	11
7. Subcontracts .....	11
8. Pre-Bid Conference .....	12
9. Clarification and Amendment of Bidding Documents.....	12
10. Documents Comprising the Bid: Eligibility and Technical Components .....	12
11. Documents Comprising the Bid: Financial Component .....	13
12. Alternative Bids .....	13
13. Bid Prices .....	13
14. Bid and Payment Currencies .....	13
15. Bid Security.....	14
16. Sealing and Marking of Bids.....	14
17. Deadline for Submission of Bids .....	14
18. Opening and Preliminary Examination of Bids .....	14
19. Detailed Evaluation and Comparison of Bids .....	14
20. Post Qualification.....	15
21. Signing of the Contract .....	15
<b>SECTION III. BID DATA SHEET .....</b>	<b>16</b>
<b>SECTION IV. GENERAL CONDITIONS OF CONTRACT .....</b>	<b>19</b>
1. Scope of Contract.....	20
2. Sectional Completion of Works .....	20
3. Possession of Site.....	20
4. The Contractor's Obligations .....	20

5.	Performance Security .....	20
6.	Site Investigation Reports .....	21
7.	Warranty.....	21
8.	Liability of the Contractor.....	21
9.	Termination for Other Causes .....	21
10.	Dayworks .....	21
11.	Program of Work.....	22
12.	Instructions, Inspections and Audits .....	22
13.	Advance Payment.....	22
14.	Progress Payments .....	22
15.	Operating and Maintenance Manuals.....	22
<b>SECTION V. SPECIAL CONDITIONS OF CONTRACT .....</b>		<b>24</b>
<b>SECTION VI. SPECIFICATIONS.....</b>		<b>26</b>
<b>SECTION VII. DRAWINGS .....</b>		<b>28</b>
<b>SECTION VIII. BILL OF QUANTITIES .....</b>		<b>29</b>
<b>SECTION IX. CHECKLIST OF TECHNICAL AND FINANCIAL DOCUMENTS .....</b>		<b>31</b>

# ***Glossary of Terms, Abbreviations, and Acronyms***

**ABC** – Approved Budget for the Contract.

**ARCC** – Allowable Range of Contract Cost.

**BAC** – Bids and Awards Committee.

**Bid** – A signed offer or proposal to undertake a contract submitted by a bidder in response to and in consonance with the requirements of the bidding documents. Also referred to as *Proposal* and *Tender*. (2016 revised IRR, Section 5[c])

**Bidder** – Refers to a contractor, manufacturer, supplier, distributor and/or consultant who submits a bid in response to the requirements of the Bidding Documents. (2016 revised IRR, Section 5[d])

**Bidding Documents** – The documents issued by the Procuring Entity as the bases for bids, furnishing all information necessary for a prospective bidder to prepare a bid for the Goods, Infrastructure Projects, and/or Consulting Services required by the Procuring Entity. (2016 revised IRR, Section 5[e])

**BIR** – Bureau of Internal Revenue.

**BSP** – Bangko Sentral ng Pilipinas.

**CDA** – Cooperative Development Authority.

**Consulting Services** – Refer to services for Infrastructure Projects and other types of projects or activities of the GOP requiring adequate external technical and professional expertise that are beyond the capability and/or capacity of the GOP to undertake such as, but not limited to: (i) advisory and review services; (ii) pre-investment or feasibility studies; (iii) design; (iv) construction supervision; (v) management and related services; and (vi) other technical services or special studies. (2016 revised IRR, Section 5[i])

**Contract** – Refers to the agreement entered into between the Procuring Entity and the Supplier or Manufacturer or Distributor or Service Provider for procurement of Goods and Services; Contractor for Procurement of Infrastructure Projects; or Consultant or Consulting Firm for Procurement of Consulting Services; as the case may be, as recorded in the Contract Form signed by the parties, including all attachments and appendices thereto and all documents incorporated by reference therein.

**Contractor** – is a natural or juridical entity whose proposal was accepted by the Procuring Entity and to whom the Contract to execute the Work was awarded. Contractor as used in these Bidding Documents may likewise refer to a supplier, distributor, manufacturer, or consultant.

**CPI** – Consumer Price Index.

**DOLE** – Department of Labor and Employment.

**DTI** – Department of Trade and Industry.

**Foreign-funded Procurement or Foreign-Assisted Project** – Refers to procurement whose funding source is from a foreign government, foreign or international financing institution as specified in the Treaty or International or Executive Agreement. (2016 revised IRR, Section 5[b]).

**GFI** – Government Financial Institution.

**GOCC** – Government-owned and/or –controlled corporation.

**Goods** – Refer to all items, supplies, materials and general support services, except Consulting Services and Infrastructure Projects, which may be needed in the transaction of public businesses or in the pursuit of any government undertaking, project or activity, whether in the nature of equipment, furniture, stationery, materials for construction, or personal property of any kind, including non-personal or contractual services such as the repair and maintenance of equipment and furniture, as well as trucking, hauling, janitorial, security, and related or analogous services, as well as procurement of materials and supplies provided by the Procuring Entity for such services. The term “related” or “analogous services” shall include, but is not limited to, lease or purchase of office space, media advertisements, health maintenance services, and other services essential to the operation of the Procuring Entity. (2016 revised IRR, Section 5[r])

**GOP** – Government of the Philippines.

**Infrastructure Projects** – Include the construction, improvement, rehabilitation, demolition, repair, restoration or maintenance of roads and bridges, railways, airports, seaports, communication facilities, civil works components of information technology projects, irrigation, flood control and drainage, water supply, sanitation, sewerage and solid waste management systems, shore protection, energy/power and electrification facilities, national buildings, school buildings, hospital buildings, and other related construction projects of the government. Also referred to as *civil works or works*. (2016 revised IRR, Section 5[u])

**LGUs** – Local Government Units.

**NFCC** – Net Financial Contracting Capacity.

**NGA** – National Government Agency.

**PCAB** – Philippine Contractors Accreditation Board.

**PhilGEPS** - Philippine Government Electronic Procurement System.

**Procurement Project** – refers to a specific or identified procurement covering goods, infrastructure project or consulting services. A Procurement Project shall be described, detailed, and scheduled in the Project Procurement Management Plan prepared by the agency which shall be consolidated in the procuring entity's Annual Procurement Plan. (GPPB Circular No. 06-2019 dated 17 July 2019)

**PSA** – Philippine Statistics Authority.

**SEC** – Securities and Exchange Commission.

**SLCC** – Single Largest Completed Contract.

**UN** – United Nations.



## ***Section I. Invitation to Bid***

### **Notes on the Invitation to Bid**

The Invitation to Bid (IB) provides information that enables potential Bidders to decide whether to participate in the procurement at hand. The IB shall be posted in accordance with Section 21.2 of the 2016 revised IRR of RA No. 9184.

Apart from the essential items listed in the Bidding Documents, the IB should also indicate the following:

- a. The date of availability of the Bidding Documents, which shall be from the time the IB is first advertised/posted until the deadline for the submission and receipt of bids;
- b. The place where the Bidding Documents may be acquired or the website where it may be downloaded;
- c. The deadline for the submission and receipt of bids; and
- d. Any important bid evaluation criteria.

The IB should be incorporated into the Bidding Documents. The information contained in the IB must conform to the Bidding Documents and in particular to the relevant information in the Bid Data Sheet.



REPUBLIC OF THE PHILIPPINES  
QUEZON CITY GOVERNMENT

BIDS AND AWARDS COMMITTEE FOR INFRASTRUCTURE & CONSULTANCY

2<sup>nd</sup> floor, Finance Building, Procurement Department, Quezon City Hall Complex, Elliptical Road, Quezon City



July 23, 2024

Invitation to Bid

No.	Project No.	Project Name	Location	Amount	Duration Cal. Days	Office	Source Fund
<b><u>Building – Small B</u></b>							
1	24-00071	Proposed Upgrading of Waterline System and Rehabilitation of Comfort Rooms at Don Quintin Paredes High School	Quirino 2-B	1,961,350.80	120	Engineering Department	Special Education Fund (Local School Board)
2	24-00072	Proposed Upgrading of Waterline System and Rehabilitation of Comfort Rooms at Camarilla Elementary School	San Roque	3,414,099.96	120	Engineering Department	Special Education Fund (Local School Board)
3	24-00073	Proposed Rehabilitation of Youth Development Office at 7th Floor Civic Center Building A	Central	4,557,947.65	90	Engineering Department	Engineering
4	24-00074	Proposed Upgrading of Waterline System and Rehabilitation of Comfort Rooms at Aguinaldo Elementary School in Barangay San Roque	San Roque	6,557,365.27	150	Engineering Department	Special Education Fund (Local School Board)
5	24-00075	Proposed Rehabilitation of Multi-Purpose Building at Holy Spirit Barangay Complex	Holy Spirit	6,671,860.84	90	Engineering Department	20% Community Development Fund
6	24-00076	Proposed Upgrading of Waterline System and Rehabilitation of Comfort Rooms at Culiati High School in Barangay Culiati	Culiati	8,437,798.40	90	Engineering Department	Special Education Fund (Local School Board)
7	24-00077	Proposed Rehabilitation of Maclang Dialysis Clinic at Rosario Maclang Bautista General Hospital	Batasan Hills	8,530,829.81	120	Engineering Department	20% Community Development Fund
8	24-00078	Proposed Upgrading of Waterline System and Rehabilitation of Comfort Rooms at Juan Sumulong High School	San Roque	9,935,119.32	150	Engineering Department	Special Education Fund (Local School Board)
9	24-00079	Proposed Rehabilitation of QC Citizen Services Department at 14th Floor High Rise Building	Central	10,824,613.48	120	Engineering Department	Engineering – Continuing
10	24-00080	Proposed Rehabilitation of Comfort Rooms and Upgrading of Waterline System at Project 3 Elementary School	Duyan-Duyan	11,087,908.73	150	Engineering Department	Special Education Fund (Local School Board)
11	24-00081	Proposed Upgrading of Waterline System and Rehabilitation of Comfort Rooms at Culiati Elementary School in Barangay Culiati	Culiati	11,308,289.35	120	Engineering Department	Special Education Fund (Local School Board)

12	24-00082	Proposed Upgrading of Waterline System and Rehabilitation of Comfort Rooms at Balara Elementary School in Barangay Pansol	Pansol	17,249,724.10	150	Engineering Department	Special Education Fund (Local School Board)
13	24-00083	Proposed Construction of E-Vehicle Charging Stations at Quezon City Hall Compound	Central	22,883,314.41	120	Engineering Department	20% Community Development Fund - Continuing
14	24-00084	Proposed Rehabilitation of Three Storey Civic Center Building at Lagro Subdivision in Barangay Greater Lagro	Greater Lagro	26,973,817.17	180	Engineering Department	Engineering - Continuing

#### **Building – Medium A**

15	24-00085	Proposed Construction of Two (2) Storey with Deck Multi-Purpose Building (Senior Citizen, and Gathering Area) at Villilia Village, Brgy. Talipapa	Talipapa	30,740,164.41	210	Engineering Department	20% Community Development Fund
16	24-00086	Proposed Construction of Three (3) Storey with Deck Roxas Multi-Purpose Building at Barangay Roxas	Roxas	49,495,484.94	210	Engineering Department	20% Community Development Fund
17	24-00087	Proposed Construction of Catwalk and Watchtower including Appurtenances at Bureau of Jail Management and Penology (BJMP) Compound	Bagong Silangan	51,250,926.05	240	Engineering Department	Engineering
18	24-00088	Proposed Rehabilitation of Basement to Fourth Floor (Offices) Civic Center Building B at Quezon City Hall Compound	Central	69,561,520.18	270	Engineering Department	Engineering

#### **Building – Large B**

19	24-00089	Proposed Installation of Mechanical, Electrical, Plumbing, and Fire Protection System (MEPFS) at M.I.C.E. Center	Central	533,508,790.60	300	Engineering Department	Engineering
----	----------	--	---------	----------------	-----	------------------------	-------------

#### **Communication Facilities – Small B**

20	24-00090	Proposed Enhanced Surveillance System Using Fiber Optic Cable Technology at U.P. Village and Barangay Hall Complex, Barangay U.P. Village	U.P. Village	10,387,429.60	90	Engineering Department	Engineering
----	----------	---	--------------	---------------	----	------------------------	-------------

#### **Electrical Work – Small B**

21	24-00091	Quezon City Hall Solar PV Rehabilitation and Restoration in Civic Center Building E	Central	8,067,740.87	120	Engineering Department	Trust Fund
22	24-00092	Proposed Installation of Solar Power System at Quezon City General Hospital	Bahay Toro	21,807,334.21	150	Engineering Department	Trust Fund
23	24-00093	Proposed Installation of Streetlights in Barangay Krus Na Ligas, Pinyahan and Kamuning	Krus Na Ligas, Pinyahan and Kamuning	24,842,287.46	150	Engineering Department	20% Community Development Fund



<b><u>Flood Control – Medium A</u></b>							
24	24-00094	Proposed Rehabilitation of Retaining Wall along Magnolia Street at Spring Country Subdivision in Barangay Bagong Silangan	Bagong Silangan	49,061,995.55	210	Engineering Department	20% Community Development Fund
<b><u>Road – Small B</u></b>							
25	24-00095	Proposed Rehabilitation of Road and Drainage at Bansalangan Street (Tanguile Street to Acacia Street), Parkwood Hills Subdivision in Barangay Bagong Silangan	Bagong Silangan	6,823,382.31	60	Engineering Department	20% Community Development Fund
26	24-00096	Proposed Rehabilitation of Road and Drainage at Yakal Street (Anahaw Street to Kaymito Street), Parkwood Hills Subdivision in Barangay Bagong Silangan	Bagong Silangan	16,964,861.62	90	Engineering Department	20% Community Development Fund
27	24-00097	Proposed Rehabilitation of Road and Drainage at Anahaw Street (Tanguile Street to Golden Shower Street), Parkwood Hills Subdivision in Barangay Bagong Silangan	Bagong Silangan	21,157,781.87	90	Engineering Department	20% Community Development Fund

1. The **QUEZON CITY LOCAL GOVERNMENT**, through *funding source of various years* intends to apply the sum stated above being the Approved Budget for the Contract (ABC) to payments under the contract *for the above stated Projects*. Bids received in excess of the ABC shall be automatically rejected at bid opening.
2. The **QUEZON CITY LOCAL GOVERNMENT** now invites bids for the above Procurement Project. Completion of the Works is required *as stated above*. Bidders should have completed a contract similar to the Project. The description of an eligible bidder is contained in the Bidding Documents, particularly, in Section II (Instructions to Bidders).
3. Bidding will be conducted through open competitive bidding procedures using non-discretionary “*pass/fail*” criterion as specified in the 2016 revised Implementing Rules and Regulations (IRR) of Republic Act (RA) No. 9184.
4. Interested bidders may obtain further information from **QUEZON CITY LOCAL GOVERNMENT – BAC Secretariat** and inspect the Bidding Documents at the address given below *weekdays from 8:00 am. – 5:00 p.m.*
5. A complete set of Bidding Documents may be acquired by interested bidders on **24 July 2024 (Wednesday)** from given address and website/s below *and upon payment of a non-refundable fee for the Bidding Documents, pursuant to the latest Guidelines issued by the GPPB*. The Procuring Entity shall allow the bidder to present its proof of payment for the fees *presented in person*.

**STANDARD RATES:**

Approved Budget for the Contract	Maximum Cost of Bidding Documents (in Philippine Peso)
More than 500,000 up to 1 Million	1,000.00
More than 1 Million up to 5 Million	5,000.00
More than 5 Million up to 10 Million	10,000.00
More than 10 Million up to 50 Million	25,000.00
More than 50 Million up to 500 Million	50,000.00
More than 500 Million	75,000.00

The following are the requirements for purchase of Bidding Documents;

1. PhilGEPS Registration Certificate (Platinum – 3 Pages)

2. Document Request List (DRL)
3. Authorization to purchase bidding documents
  - 3.1 Secretary's Certificate (for corporation)
  - 3.2 Special Power of Attorney (for sole proprietorship)
4. Notarized Joint Venture Agreement (if applicable)
5. Letter of Intent

It must be duly received by the BAC Secretariat at 2<sup>nd</sup> Floor, Procurement Department, Finance Building, Quezon City Hall Compound.

6. The **QC- BAC- INFRASTRUCTURE & CONSULTANCY** will hold a Pre-Bid Conference<sup>1</sup> on **August 2, 2024 at 10:00 AM at 2<sup>nd</sup> Floor, Procurement Department-Bidding Room, Finance Building, Quezon City Hall Compound** or we encourage the prospective bidders to join through our **Virtual Conference (ZOOM APP)** which shall be open to prospective bidders.

**Virtual Conference (ZOOM APP)**

**Meeting ID: 854 9489 0133**

**Password: 273320**

7. Bids must be duly received by the BAC Secretariat through manual submission at the office address as indicated below, on or before **August 15, 2024 – 9:00 AM**. Late bids shall not be accepted.
8. All bids must be accompanied by a bid security in any of the acceptable forms and in the amount stated in **ITB Clause 16**.
9. Bid opening shall be on **August 15, 2024 - 10:00 AM at 2<sup>nd</sup> Floor, Procurement Department-Bidding Room, Finance Building, Quezon City Hall Compound** and/or via Zoom. Bids will be opened in the presence of the bidders' representatives who choose to attend the activity.

**Virtual Conference (ZOOM APP)**

**Meeting ID: 810 3646 5257**

**Password: 201522**

10. The **Quezon City Local Government** reserves the right to reject any and all bids, declare a failure of bidding, or not award the contract at any time prior to contract award in accordance with Sections 35.6 and 41 of the 2016 revised Implementing Rules and Regulations (IRR) of RA No. 9184, without thereby incurring any liability to the affected bidder or bidders.
11. For further information, please refer to:

**ATTY. DOMINIC B. GARCIA**

OIC, Procurement Department  
 2<sup>nd</sup> Floor, Procurement Department,  
 Finance Building, Quezon City Hall Compound  
 Elliptical Road, Barangay Central Diliman, Quezon City.  
 Tel. No. (02)8988-4242 loc. 8506/8710  
 Email Add: bacinfra.procurement@quezoncity.gov.ph  
 Website: [www.quezoncity.gov.ph](http://www.quezoncity.gov.ph)

12. You may visit the following websites:

For downloading of Bidding Documents: <https://quezoncity.gov.ph/public-notices/procurement/>

By:

  
**ARCH. LUCILLE H. CHUA, fuap, piep**  
 Chairperson, BAC-Infra and Consultancy

<sup>1</sup> May be deleted in case the ABC is less than One Million Pesos (PhP1,000,000) where the Procuring Entity may not hold a pre-bid conference.

## ***Section II. Instructions to Bidders***

### **Notes on the Instructions to Bidders**

This Section on the Instruction to Bidders (ITB) provides the information necessary for bidders to prepare responsive bids, in accordance with the requirements of the Procuring Entity. It also provides information on bid submission, eligibility check, opening and evaluation of bids, post-qualification, and on the award of contract.

## 1. Scope of Bid

The Procuring Entity, **Quezon City Government** invites Bids for the **PROPOSED UPGRADING OF WATERLINE SYSTEM AND REHABILITATION OF COMFORT ROOMS AT CAMARILLA ELEMENTARY SCHOOL**, with Project Identification Number **24-00072**.

*[Note: The Project Identification Number is assigned by the Procuring Entity based on its own coding scheme and is not the same as the PhilGEPS reference number, which is generated after the posting of the bid opportunity on the PhilGEPS website.]*

The Procurement Project (referred to herein as “Project”) is for the construction of Works, as described in Section VI (Specifications).

## 2. Funding Information

2.1. The GOP through the source of funding as indicated below for **2024** in the amount of **Three Million Four Hundred Fourteen Thousand Ninety-Nine Pesos and 96/100 Cts. (P 3,414,099.96)**.

2.2. The source of funding is:

a. LGUs, the Annual or Supplemental Budget, as approved by the Sanggunian.

## 3. Bidding Requirements

The Bidding for the Project shall be governed by all the provisions of RA No. 9184 and its 2016 revised IRR, including its Generic Procurement Manual and associated policies, rules and regulations as the primary source thereof, while the herein clauses shall serve as the secondary source thereof.

Any amendments made to the IRR and other GPPB issuances shall be applicable only to the ongoing posting, advertisement, or invitation to bid by the BAC through the issuance of a supplemental or bid bulletin.

The Bidder, by the act of submitting its Bid, shall be deemed to have inspected the site, determined the general characteristics of the contracted Works and the conditions for this Project, such as the location and the nature of the work; (b) climatic conditions; (c) transportation facilities; (c) nature and condition of the terrain, geological conditions at the site communication facilities, requirements, location and availability of construction aggregates and other materials, labor, water, electric power and access roads; and (d) other factors that may affect the cost, duration and execution or implementation of the contract, project, or work and examine all instructions, forms, terms, and project requirements in the Bidding Documents.

## 4. Corrupt, Fraudulent, Collusive, Coercive, and Obstructive Practices

The Procuring Entity, as well as the Bidders and Contractors, shall observe the highest standard of ethics during the procurement and execution of the contract. They or

through an agent shall not engage in corrupt, fraudulent, collusive, coercive, and obstructive practices defined under Annex “I” of the 2016 revised IRR of RA No. 9184 or other integrity violations in competing for the Project.

## **5. Eligible Bidders**

- 5.1. Only Bids of Bidders found to be legally, technically, and financially capable will be evaluated.
- 5.2. The Bidder must have an experience of having completed a Single Largest Completed Contract (SLCC) that is similar to this Project, equivalent to at least fifty percent (50%) of the ABC adjusted, if necessary, by the Bidder to current prices using the PSA’s CPI, except under conditions provided for in Section 23.4.2.4 of the 2016 revised IRR of RA No. 9184.

A contract is considered to be “similar” to the contract to be bid if it has the major categories of work stated in the **BDS**.

- 5.3. For Foreign-funded Procurement, the Procuring Entity and the foreign government/foreign or international financing institution may agree on another track record requirement, as specified in the Bidding Document prepared for this purpose.
- 5.4. The Bidders shall comply with the eligibility criteria under Section 23.4.2 of the 2016 IRR of RA No. 9184.

## **6. Origin of Associated Goods**

There is no restriction on the origin of Goods other than those prohibited by a decision of the UN Security Council taken under Chapter VII of the Charter of the UN.

## **7. Subcontracts**

- 7.1. The Bidder may subcontract portions of the Project to the extent allowed by the Procuring Entity as stated herein, but in no case more than fifty percent (50%) of the Project.

The Procuring Entity has prescribed that:

### **a. Subcontracting is not allowed.**

- 7.1. *[If Procuring Entity has determined that subcontracting is allowed during the bidding , state:]* The Bidder must submit together with its Bid the documentary requirements of the subcontractor(s) complying with the eligibility criterial stated in **ITB** Clause 5 in accordance with Section 23.4 of the 2016 revised IRR of RA No. 9184 pursuant to Section 23.1 thereof.
- 7.2. *[If subcontracting is allowed during the contract implementation stage, state:]* The Supplier may identify its subcontractor during the contract implementation stage. Subcontractors identified during the bidding may be changed during the



implementation of this Contract. Subcontractors must submit the documentary requirements under Section 23.1 of the 2016 revised IRR of RA No. 9184 and comply with the eligibility criteria specified in **ITB** Clause 5 to the implementing or end-user unit.

- 7.3. Subcontracting of any portion of the Project does not relieve the Contractor of any liability or obligation under the Contract. The Supplier will be responsible for the acts, defaults, and negligence of any subcontractor, its agents, servants, or workmen as fully as if these were the Contractor's own acts, defaults, or negligence, or those of its agents, servants, or workmen.

## **8. Pre-Bid Conference**

The Procuring Entity will hold a pre-bid conference for this Project on the specified date and time and either at its physical address on **August 02, 2024 at 10:00 AM at 2nd Floor, Procurement Department-Bidding Room, Finance Building, Quezon City Hall Compound** and/or we encourage the prospective bidders to join through our **Virtual Conference (ZOOM APP) Meeting ID: 854 9489 0133 Password: 273320**

## **9. Clarification and Amendment of Bidding Documents**

Prospective bidders may request for clarification on and/or interpretation of any part of the Bidding Documents. Such requests must be in writing and received by the Procuring Entity, either at its given address or through electronic mail indicated in the **IB**, at least ten (10) calendar days before the deadline set for the submission and receipt of Bids.

## **10. Documents Comprising the Bid: Eligibility and Technical Components**

- 10.1. The first envelope shall contain the eligibility and technical documents of the Bid as specified in **Section IX. Checklist of Technical and Financial Documents**.
- 10.2. If the eligibility requirements or statements, the bids, and all other documents for submission to the BAC are in foreign language other than English, it must be accompanied by a translation in English, which shall be authenticated by the appropriate Philippine foreign service establishment, post, or the equivalent office having jurisdiction over the foreign bidder's affairs in the Philippines. For Contracting Parties to the Apostille Convention, only the translated documents shall be authenticated through an apostille pursuant to GPPB Resolution No. 13-2019 dated 23 May 2019. The English translation shall govern, for purposes of interpretation of the bid.
- 10.3. A valid PCAB License is required, and in case of joint ventures, a valid special PCAB License, and registration for the type and cost of the contract for this Project. Any additional type of Contractor license or permit shall be indicated in the **BDS**.

- 10.4. A List of Contractor's key personnel (e.g., Project Manager, Project Engineers, Materials Engineers, and Foremen) assigned to the contract to be bid, with their complete qualification and experience data shall be provided. These key personnel must meet the required minimum years of experience set in the **BDS**.
- 10.5. A List of Contractor's major equipment units, which are owned, leased, and/or under purchase agreements, supported by proof of ownership, certification of availability of equipment from the equipment lessor/vendor for the duration of the project, as the case may be, must meet the minimum requirements for the contract set in the **BDS**.

## **11. Documents Comprising the Bid: Financial Component**

- 11.1. The second bid envelope shall contain the financial documents for the Bid as specified in **Section IX. Checklist of Technical and Financial Documents**.
- 11.2. Any bid exceeding the ABC indicated in paragraph 1 of the **IB** shall not be accepted.
- 11.3. For Foreign-funded procurement, a ceiling may be applied to bid prices provided the conditions are met under Section 31.2 of the 2016 revised IRR of RA No. 9184.

## **12. Alternative Bids**

Bidders shall submit offers that comply with the requirements of the Bidding Documents, including the basic technical design as indicated in the drawings and specifications. Unless there is a value engineering clause in the **BDS**, alternative Bids shall not be accepted.

## **13. Bid Prices**

All bid prices for the given scope of work in the Project as awarded shall be considered as fixed prices, and therefore not subject to price escalation during contract implementation, except under extraordinary circumstances as determined by the NEDA and approved by the GPPB pursuant to the revised Guidelines for Contract Price Escalation guidelines.

## **14. Bid and Payment Currencies**

- 14.1. Bid prices may be quoted in the local currency or tradeable currency accepted by the BSP at the discretion of the Bidder. However, for purposes of bid evaluation, Bids denominated in foreign currencies shall be converted to Philippine currency based on the exchange rate as published in the BSP reference rate bulletin on the day of the bid opening.
- 14.2. *Payment of the contract price shall be made in:*
  - a. Philippine Pesos.

## **15. Bid Security**

- 15.1. The Bidder shall submit a Bid Securing Declaration or any form of Bid Security in the amount indicated in the **BDS**, which shall be not less than the percentage of the ABC in accordance with the schedule in the **BDS**.
- 15.2. The Bid and bid security **in no case shall exceed One Hundred Twenty (120) calendar days from the date of opening of bids, unless duly extended by the bidder upon the request of the Head of the Procuring Entity (HoPE) of the Quezon City Local Government**. Any bid not accompanied by an acceptable bid security shall be rejected by the Procuring Entity as non-responsive.

## **16. Sealing and Marking of Bids**

Each Bidder shall submit one copy of the first and second components of its Bid.

The Procuring Entity may request additional hard copies and/or electronic copies of the Bid. However, failure of the Bidders to comply with the said request shall not be a ground for disqualification.

If the Procuring Entity allows the submission of bids through online submission to the given website or any other electronic means, the Bidder shall submit an electronic copy of its Bid, which must be digitally signed. An electronic copy that cannot be opened or is corrupted shall be considered non-responsive and, thus, automatically disqualified.

## **17. Deadline for Submission of Bids**

The Bidders shall submit on the specified date and time and either at its physical address or through online submission as indicated in paragraph 5 of the **IB**.

## **18. Opening and Preliminary Examination of Bids**

- 18.1. The BAC shall open the Bids in public at the time, on the date, and at the place specified in paragraph 9 of the **IB**. The Bidders' representatives who are present shall sign a register evidencing their attendance. In case videoconferencing, webcasting or other similar technologies will be used, attendance of participants shall likewise be recorded by the BAC Secretariat.

In case the Bids cannot be opened as scheduled due to justifiable reasons, the rescheduling requirements under Section 29 of the 2016 revised IRR of RA No. 9184 shall prevail.

- 18.2. The preliminary examination of Bids shall be governed by Section 30 of the 2016 revised IRR of RA No. 9184.

## **19. Detailed Evaluation and Comparison of Bids**

- 19.1. The Procuring Entity's BAC shall immediately conduct a detailed evaluation of all Bids rated "*passed*" using non-discretionary pass/fail criteria. The BAC

shall consider the conditions in the evaluation of Bids under Section 32.2 of 2016 revised IRR of RA No. 9184.

- 19.2. If the Project allows partial bids, all Bids and combinations of Bids as indicated in the **BDS** shall be received by the same deadline and opened and evaluated simultaneously so as to determine the Bid or combination of Bids offering the lowest calculated cost to the Procuring Entity. Bid Security as required by **ITB** Clause 15 shall be submitted for each contract (lot) separately.
- 19.3. In all cases, the NFCC computation pursuant to Section 23.4.2.6 of the 2016 revised IRR of RA No. 9184 must be sufficient for the total of the ABCs for all the lots participated in by the prospective Bidder.

## **20. Post Qualification**

Within a non-extendible period of five (5) calendar days from receipt by the Bidder of the notice from the BAC that it submitted the Lowest Calculated Bid, the Bidder shall submit its latest income and business tax returns filed and paid through the BIR Electronic Filing and Payment System (eFPS), and other appropriate licenses and permits required by law and stated in the **BDS**.

## **21. Signing of the Contract**

The documents required in Section 37.2 of the 2016 revised IRR of RA No. 9184 shall form part of the Contract. Additional Contract documents are indicated in the **BDS**.

## ***Section III. Bid Data Sheet***

### **Notes on the Bid Data Sheet (BDS)**

The Bid Data Sheet (BDS) consists of provisions that supplement, amend, or specify in detail, information, or requirements included in the ITB found in Section II, which are specific to each procurement.

This Section is intended to assist the Procuring Entity in providing the specific information in relation to corresponding clauses in the ITB and has to be prepared for each specific procurement.

The Procuring Entity should specify in the BDS information and requirements specific to the circumstances of the Procuring Entity, the processing of the procurement, and the bid evaluation criteria that will apply to the Bids. In preparing the BDS, the following aspects should be checked:

- a. Information that specifies and complements provisions of the ITB must be incorporated.
- b. Amendments and/or supplements, if any, to provisions of the ITB as necessitated by the circumstances of the specific procurement, must also be incorporated.

# Bid Data Sheet

ITB Clause																																	
5.2	For this purpose, similar contracts shall refer to contracts which have the same major categories of work.																																
7.1	<b>Subcontracting is not allowed.</b>																																
10.3	<i>No additional contractor license or permit is required</i>  <b><i>In addition, eligible bidders shall qualify or comply with the following:</i></b>  1. Bidders with valid Philippine Contractors Accreditation Board (PCAB)  Type  <b>Building - Small B</b>																																
10.4	<table><tr><td colspan="4">The minimum work experience requirements for key personnel are the following:</td></tr><tr><td>Qty.</td><td>Key Personnel</td><td>General Experience</td><td>Relevant Experience</td></tr><tr><td>1</td><td>Project-in-Charge (Project Engineer)</td><td>3 years</td><td>3 years</td></tr><tr><td>1</td><td>General Foreman</td><td>3 years</td><td>3 years</td></tr><tr><td>1</td><td>Trade Engineers/Leadman for Civil Works</td><td>3 years</td><td>3 years</td></tr><tr><td>1</td><td>Trade Engineers/Leadman for Electrical Works</td><td>3 years</td><td>3 years</td></tr><tr><td>1</td><td>Safety Officer</td><td>3 years</td><td>3 years</td></tr><tr><td>1</td><td>DPWH duly accredited Materials Engineer/QA/QC Engineer</td><td>3 years</td><td>3 years</td></tr></table> <b><i>In addition, the bidder must execute an affidavit of undertaking duly notarized stating that the foregoing personnel shall perform work exclusively for the project until its completion. Please see attached bid forms.</i></b>	The minimum work experience requirements for key personnel are the following:				Qty.	Key Personnel	General Experience	Relevant Experience	1	Project-in-Charge (Project Engineer)	3 years	3 years	1	General Foreman	3 years	3 years	1	Trade Engineers/Leadman for Civil Works	3 years	3 years	1	Trade Engineers/Leadman for Electrical Works	3 years	3 years	1	Safety Officer	3 years	3 years	1	DPWH duly accredited Materials Engineer/QA/QC Engineer	3 years	3 years
The minimum work experience requirements for key personnel are the following:																																	
Qty.	Key Personnel	General Experience	Relevant Experience																														
1	Project-in-Charge (Project Engineer)	3 years	3 years																														
1	General Foreman	3 years	3 years																														
1	Trade Engineers/Leadman for Civil Works	3 years	3 years																														
1	Trade Engineers/Leadman for Electrical Works	3 years	3 years																														
1	Safety Officer	3 years	3 years																														
1	DPWH duly accredited Materials Engineer/QA/QC Engineer	3 years	3 years																														
10.5	<table><tr><td colspan="3">The minimum major equipment requirements are the following:</td></tr><tr><td>Equipment</td><td>Capacity</td><td>Number of Units</td></tr><tr><td>Dumptruck</td><td>12yd3</td><td>1</td></tr><tr><td>Chipping Gun</td><td></td><td>1</td></tr><tr><td>Welding Machine</td><td></td><td>1</td></tr><tr><td>Cutting Outfit Set</td><td></td><td>1</td></tr></table> <b><i>In addition, the bidder must execute an affidavit of undertaking duly notarized stating that the foregoing equipment shall be used exclusively for the project until its completion. Please see attached bid forms.</i></b>	The minimum major equipment requirements are the following:			Equipment	Capacity	Number of Units	Dumptruck	12yd3	1	Chipping Gun		1	Welding Machine		1	Cutting Outfit Set		1														
The minimum major equipment requirements are the following:																																	
Equipment	Capacity	Number of Units																															
Dumptruck	12yd3	1																															
Chipping Gun		1																															
Welding Machine		1																															
Cutting Outfit Set		1																															
12	<i>[Insert Value Engineering clause if allowed.]</i>																																

15.1	<p>The bid security shall be in the form of a Bid Securing Declaration with project number, or any of the following forms and amounts:</p> <ul style="list-style-type: none"> <li>a) The amount of not less than Php <b>68,282.00</b> or equivalent to two percent (2%) of ABC if bid security is in cash, cashier's/manager's check, bank draft/guarantee or irrevocable letter of credit; or</li> <li>b) The amount of not less than Php <b>170,705.00</b> or equivalent to five percent (5%) of ABC if bid security is in Surety Bond.</li> </ul>
19.2	<b>Partial bid is not allowed.</b> The infrastructure project is packaged in a single lot and the lot shall not be divided into sub-lots for the purpose of bidding, evaluation, and contract award.
20	No additional requirement.
21	<p><b>Additional Contract Documents relevant to the Project as required:</b></p> <ol style="list-style-type: none"> <li><b>1. Construction Schedule and S-curve,</b></li> <li><b>2. Manpower Schedule,</b></li> <li><b>3. Construction Methods,</b></li> <li><b>4. Equipment Utilization Schedule,</b></li> <li><b>5. PERT/CPM or other acceptable tools of project scheduling, shall be included in the submission of Technical Proposal.</b></li> </ol>

## ***Section IV. General Conditions of Contract***

### **Notes on the General Conditions of Contract**

The General Conditions of Contract (GCC) in this Section, read in conjunction with the Special Conditions of Contract in Section V and other documents listed therein, should be a complete document expressing all the rights and obligations of the parties.

Matters governing performance of the Contractor, payments under the contract, or matters affecting the risks, rights, and obligations of the parties under the contract are included in the GCC and Special Conditions of Contract.

Any complementary information, which may be needed, shall be introduced only through the Special Conditions of Contract.



## **1. Scope of Contract**

This Contract shall include all such items, although not specifically mentioned, that can be reasonably inferred as being required for its completion as if such items were expressly mentioned herein. All the provisions of RA No. 9184 and its 2016 revised IRR, including the Generic Procurement Manual, and associated issuances, constitute the primary source for the terms and conditions of the Contract, and thus, applicable in contract implementation. Herein clauses shall serve as the secondary source for the terms and conditions of the Contract.

This is without prejudice to Sections 74.1 and 74.2 of the 2016 revised IRR of RA No. 9184 allowing the GPPB to amend the IRR, which shall be applied to all procurement activities, the advertisement, posting, or invitation of which were issued after the effectivity of the said amendment.

## **2. Sectional Completion of Works**

If sectional completion is specified in the **Special Conditions of Contract (SCC)**, references in the Conditions of Contract to the Works, the Completion Date, and the Intended Completion Date shall apply to any Section of the Works (other than references to the Completion Date and Intended Completion Date for the whole of the Works).

## **3. Possession of Site**

3.1 The Procuring Entity shall give possession of all or parts of the Site to the Contractor based on the schedule of delivery indicated in the **SCC**, which corresponds to the execution of the Works. If the Contractor suffers delay or incurs cost from failure on the part of the Procuring Entity to give possession in accordance with the terms of this clause, the Procuring Entity's Representative shall give the Contractor a Contract Time Extension and certify such sum as fair to cover the cost incurred, which sum shall be paid by Procuring Entity.

3.2 If possession of a portion is not given by the above date, the Procuring Entity will be deemed to have delayed the start of the relevant activities. The resulting adjustments in contract time to address such delay may be addressed through contract extension provided under Annex "E" of the 2016 revised IRR of RA No. 9184.

## **4. The Contractor's Obligations**

The Contractor shall employ the key personnel named in the Schedule of Key Personnel indicating their designation, in accordance with **ITB** Clause 10.3 and specified in the **BDS**, to carry out the supervision of the Works.

The Procuring Entity will approve any proposed replacement of key personnel only if their relevant qualifications and abilities are equal to or better than those of the personnel listed in the Schedule.

## **5. Performance Security**

- 5.1. Within ten (10) calendar days from receipt of the Notice of Award from the Procuring Entity but in no case later than the signing of the contract by both parties, the successful Bidder shall furnish the performance security in any of the forms prescribed in Section 39 of the 2016 revised IRR.
- 5.2. The Contractor, by entering into the Contract with the Procuring Entity, acknowledges the right of the Procuring Entity to institute action pursuant to RA No. 3688 against any subcontractor be they an individual, firm, partnership, corporation, or association supplying the Contractor with labor, materials and/or equipment for the performance of this Contract.

## **6. Site Investigation Reports**

The Contractor, in preparing the Bid, shall rely on any Site Investigation Reports referred to in the **SCC** supplemented by any information obtained by the Contractor.

## **7. Warranty**

- 7.1. In case the Contractor fails to undertake the repair works under Section 62.2.2 of the 2016 revised IRR, the Procuring Entity shall forfeit its performance security, subject its property(ies) to attachment or garnishment proceedings, and perpetually disqualify it from participating in any public bidding. All payables of the GOP in his favor shall be offset to recover the costs.
- 7.2. The warranty against Structural Defects/Failures, except that occasioned-on force majeure, shall cover the period from the date of issuance of the Certificate of Final Acceptance by the Procuring Entity. Specific duration of the warranty is found in the **SCC**.

## **8. Liability of the Contractor**

Subject to additional provisions, if any, set forth in the **SCC**, the Contractor's liability under this Contract shall be as provided by the laws of the Republic of the Philippines.

If the Contractor is a joint venture, all partners to the joint venture shall be jointly and severally liable to the Procuring Entity.

## **9. Termination for Other Causes**

Contract termination shall be initiated in case it is determined *prima facie* by the Procuring Entity that the Contractor has engaged, before, or during the implementation of the contract, in unlawful deeds and behaviors relative to contract acquisition and implementation, such as, but not limited to corrupt, fraudulent, collusive, coercive, and obstructive practices as stated in **ITB** Clause 4.

## **10. Dayworks**

Subject to the guidelines on Variation Order in Annex “E” of the 2016 revised IRR of RA No. 9184, and if applicable as indicated in the **SCC**, the Dayworks rates in the Contractor’s Bid shall be used for small additional amounts of work only when the Procuring Entity’s Representative has given written instructions in advance for additional work to be paid for in that way.

## **11. Program of Work**

- 11.1. The Contractor shall submit to the Procuring Entity’s Representative for approval the said Program of Work showing the general methods, arrangements, order, and timing for all the activities in the Works. The submissions of the Program of Work are indicated in the **SCC**.
- 11.2. The Contractor shall submit to the Procuring Entity’s Representative for approval an updated Program of Work at intervals no longer than the period stated in the **SCC**. If the Contractor does not submit an updated Program of Work within this period, the Procuring Entity’s Representative may withhold the amount stated in the **SCC** from the next payment certificate and continue to withhold this amount until the next payment after the date on which the overdue Program of Work has been submitted.

## **12. Instructions, Inspections and Audits**

The Contractor shall permit the GOP or the Procuring Entity to inspect the Contractor’s accounts and records relating to the performance of the Contractor and to have them audited by auditors of the GOP or the Procuring Entity, as may be required.

## **13. Advance Payment**

The Procuring Entity shall, upon a written request of the Contractor which shall be submitted as a Contract document, make an advance payment to the Contractor in an amount not exceeding fifteen percent (15%) of the total contract price, to be made in lump sum, or at the most two installments according to a schedule specified in the **SCC**, subject to the requirements in Annex “E” of the 2016 revised IRR of RA No. 9184.

## **14. Progress Payments**

The Contractor may submit a request for payment for Work accomplished. Such requests for payment shall be verified and certified by the Procuring Entity’s Representative/Project Engineer. Except as otherwise stipulated in the **SCC**, materials and equipment delivered on the site but not completely put in place shall not be included for payment.

## **15. Operating and Maintenance Manuals**

- 15.1. If required, the Contractor will provide “as built” Drawings and/or operating and maintenance manuals as specified in the **SCC**.

- 15.2. If the Contractor does not provide the Drawings and/or manuals by the dates stated above, or they do not receive the Procuring Entity's Representative's approval, the Procuring Entity's Representative may withhold the amount stated in the **SCC** from payments due to the Contractor.

## ***Section V. Special Conditions of Contract***

### **Notes on the Special Conditions of Contract**

Similar to the BDS, the clauses in this Section are intended to assist the Procuring Entity in providing contract-specific information in relation to corresponding clauses in the GCC found in Section IV.

The Special Conditions of Contract (SCC) complement the GCC, specifying contractual requirements linked to the special circumstances of the Procuring Entity, the Procuring Entity's country, the sector, and the Works procured. In preparing this Section, the following aspects should be checked:

- a. Information that complements provisions of the GCC must be incorporated.
- b. Amendments and/or supplements to provisions of the GCC as necessitated by the circumstances of the specific purchase, must also be incorporated.

However, no special condition which defeats or negates the general intent and purpose of the provisions of the GCC should be incorporated herein.

# Special Conditions of Contract

GCC Clause	
2	Completion of work shall be within 120 calendar days.
4.1	The Procuring Entity shall give possession of all parts of the Site to the Contractor upon receipt of the Notice to Proceed.
6	The site investigation reports are: <i>[list here the required site investigation reports.]</i>
7.2	<p><i>[Select one, delete the other.]</i></p> <p><i>[In case of permanent structures, such as buildings of types 4 and 5 as classified under the National Building Code of the Philippines and other structures made of steel, iron, or concrete which comply with relevant structural codes (e.g., DPWH Standard Specifications), such as, but not limited to, steel/concrete bridges, flyovers, aircraft movement areas, ports, dams, tunnels, filtration and treatment plants, sewerage systems, power plants, transmission and communication towers, railway system, and other similar permanent structures:]</i> Fifteen (15) years.</p> <p><i>[In case of semi-permanent structures, such as buildings of types 1, 2, and 3 as classified under the National Building Code of the Philippines, concrete/asphalt roads, concrete river control, drainage, irrigation lined canals, river landing, deep wells, rock causeway, pedestrian overpass, and other similar semi-permanent structures:]</i> Five (5) years.</p> <p><i>[In case of other structures, such as bailey and wooden bridges, shallow wells, spring developments, and other similar structures:]</i> Two (2) years.</p>
10	Dayworks are applicable at the rate shown in the Contractor's original Bid.
13	The amount of the advance payment is no more that fifteen percent (15%) of the Contract Price subject to approval by the HOPE and compliance with the conditions under RA 9184 and its IRR.
14	No further instructions.
15.1	<p>The date by which operating and maintenance manuals are required is <i>thirty (30) days</i></p> <p>The date by which "as built" drawings are required as part of final payment</p>
15.2	The amount to be withheld for failing to produce "as built" drawings and/or operating and maintenance manuals by the date required is ten (10%) percent of the contract price.

## ***Section VI. Specifications***

### **Notes on Specifications**

A set of precise and clear specifications is a prerequisite for Bidders to respond realistically and competitively to the requirements of the Procuring Entity without qualifying or conditioning their Bids. In the context of international competitive bidding, the specifications must be drafted to permit the widest possible competition and, at the same time, present a clear statement of the required standards of workmanship, materials, and performance of the goods and services to be procured. Only if this is done will the objectives of economy, efficiency, and fairness in procurement be realized, responsiveness of Bids be ensured, and the subsequent task of bid evaluation facilitated. The specifications should require that all goods and materials to be incorporated in the Works be new, unused, of the most recent or current models, and incorporate all recent improvements in design and materials unless provided otherwise in the Contract.

Samples of specifications from previous similar projects are useful in this respect. The use of metric units is mandatory. Most specifications are normally written specially by the Procuring Entity or its representative to suit the Works at hand. There is no standard set of Specifications for universal application in all sectors in all regions, but there are established principles and practices, which are reflected in these PBDs.

There are considerable advantages in standardizing General Specifications for repetitive Works in recognized public sectors, such as highways, ports, railways, urban housing, irrigation, and water supply, in the same country or region where similar conditions prevail. The General Specifications should cover all classes of workmanship, materials, and equipment commonly involved in construction, although not necessarily to be used in a particular Works Contract. Deletions or addenda should then adapt the General Specifications to the particular Works.

Care must be taken in drafting specifications to ensure that they are not restrictive. In the specification of standards for goods, materials, and workmanship, recognized international standards should be used as much as possible. Where other particular standards are used, whether national standards or other standards, the specifications should state that goods, materials, and workmanship that meet other authoritative standards, and which ensure substantially equal or higher quality than the standards mentioned, will also be acceptable. The following clause may be inserted in the SCC.

#### **Sample Clause: Equivalency of Standards and Codes**

Wherever reference is made in the Contract to specific standards and codes to be met by the goods and materials to be furnished, and work performed or tested, the provisions of the latest current edition or revision of the relevant standards and codes in effect shall apply, unless otherwise expressly stated in the Contract. Where such standards and codes are national, or relate to a particular country or region, other authoritative standards that ensure a substantially equal or higher quality than the standards and codes specified will be accepted

subject to the Procuring Entity's Representative's prior review and written consent. Differences between the standards specified and the proposed alternative standards shall be fully described in writing by the Contractor and submitted to the Procuring Entity's Representative at least twenty-eight (28) days prior to the date when the Contractor desires the Procuring Entity's Representative's consent. In the event the Procuring Entity's Representative determines that such proposed deviations do not ensure substantially equal or higher quality, the Contractor shall comply with the standards specified in the documents.

These notes are intended only as information for the Procuring Entity or the person drafting the Bidding Documents. They should not be included in the final Bidding Documents.





Republic of the Philippines  
Quezon City  
**DEPARTMENT OF ENGINEERING**  
Civic Center Building 8, Quezon City Hall Compound, Elliptical Road  
Diliman, Central 1100 Quezon City  
Trunkline: +83 2 8988 4242  
E-mail address: engineering@quezoncity.gov.ph



**PROJECT TITLE :** PROPOSED UPGRADING OF WATERLINE SYSTEM AND REHABILITATION OF COMFORT ROOMS AT CAMARILLA ELEMENTARY SCHOOL

**LOCATION :** BARANGAY SAN ROQUE, DISTRICT 3, QUEZON CITY

## TECHNICAL SPECIFICATIONS

### **I. GENERAL REQUIREMENTS**

- A. Comply with the current and existing laws, ordinances and applicable codes, rules and regulations, and standards. Any works performed contrary to the existing laws, rules and regulations, ordinances and standards without notice shall bear all cost arising therefrom.
- B. Drawings, specifications, codes and standards are minimum requirements. Where requirements differ, the more stringent apply.
- C. Should there be any change(s) in drawings or specifications, it is required to comply with the governing regulations, notify the implementing agency.
- D. Photographs shall be taken as, when and where directed at intervals of not more than one month. The photographs shall be sufficient in number and location, to record the exact progress of the works. The photographs shall be retained and will become the property of the Government.
- E. Site verification / inspection shall be conducted to validate the scope of works. No extra compensation and extension of time shall be given due to negligence or inadvertence.
- F. The quality of materials shall be of the best grade of their respective kinds for the purpose. The work shall also be performed in the best and most capable manner in strict accordance with requirements of the plans and details. All materials not conforming to the requirements of these specifications shall be considered as defective.
- G. All equipment and installations shall meet or exceed minimum requirements of the standards and codes.
- H. Mobilization and Demobilization (if applicable)
  1. Mobilization shall include all activities and related costs for transportation of personnel, equipment, and operating supplies to the site; establishment of offices, buildings and other necessary general facilities for the operations at the site.
  2. Demobilization shall include all activities and costs for transportation of personnel, equipment, and supplies not anymore required within the construction site including the disassembly, removal and site clean-up of offices and other facilities assembled on the site specifically for this contract.
- I. Execute work in strict accordance with the best practices of the trades in a thorough, substantial, workmanlike manner by competent workmen. Provide a competent, experienced, full-time supervisor who is authorized to make decisions on behalf of the Contractor.
- J. Temporary Facilities and Utilities
  1. All facilities shall be near the job site, where necessary and shall conform to the best standard for the required types.

2. Temporary facilities shall be provided and maintained including sanitary facilities and first aid stations.
  3. Temporary utilities shall be sufficiently provided until the completion of the project such as water, power and communication.
  4. Temporary enclosure shall be provided around the construction site with adequate guard lights, railings and proper signage.
  5. Temporary roadways shall be constructed and maintained to sustain loads to be carried on them during the entire construction period.
  6. Upon completion of the work, the temporary facilities shall be demolished, hauled-out and disposed properly.
- K. Adequate construction safety and health protection shall be provided at all times during the execution of work to both workers and property.
1. A fully-trained Medical Aide shall be employed permanently on the site who shall be engaged solely to medical duties
  2. The medical room shall be provided with waterproofing; it could be a building or room designated and used exclusively for the purpose and have a floor area of at least 15 square meters and a glazed window area of at least 2 square meters
  3. The location of the medical room and any other arrangements shall be made known to all employees by posting on prominent locations and suitable notices in the site.
  4. Additional safety precautions shall be provided in the event of a pandemic. Protocols set forth by the government shall be strictly followed.
  5. Construction safety shall consist of construction canopy and safety net
- L. Necessary protections to the adjacent property shall be provided to avoid untoward incidents / accidents.
- M. The Traffic Management Plan is a systematic approach for managing vehicular and pedestrian traffic within the project area to ensure safety, efficiency and minimal disruption to the surrounding environment. The Traffic Management Plan delineates designated traffic routes, temporary signage, and traffic control measures such as flagging operations or temporary traffic signals. Additionally, it includes provisions for communication with local authorities, stakeholders, and the public to disseminate information about planned road closures, detours, and alternate routes. The Traffic Management Plan adheres to relevant regulations and standards, prioritizing the safety of workers, motorists, and pedestrians while maintaining the flow of traffic during construction activities
- N. Final cleaning of the work shall be employed prior to the final inspection for the certification of final acceptance. Final cleaning shall be applied on each surface or unit of work and shall be of condition expected for a building cleaning and maintenance program.

## II. SITE WORKS

- A. All grades, lines, levels and dimensions shall be verified as indicated on the plans and details. Any discrepancies or inconsistencies shall be reported before commencing work.
- B. This item shall consist of the removal wholly or in part, and satisfactory disposal of all buildings, fences, structures, old pavements, abandoned pipe lines, and any other obstructions which are not designated or permitted to remain, except for the obstructions to be removed and disposed of under other items in the Contract.

Removal and/or demolition of existing structures shall be done in accordance to safety procedures.

### III. CIVIL / STRUCTURAL WORKS

#### A. MASONRY WORKS

1. Masonry Units (Concrete Hollow Blocks):
  - a. 100mm thick for all interior walls and 150mm thick for all exterior walls unless otherwise indicated.
  - b. Use 400 psi for non-load bearing blocks and 700 psi for load bearing blocks where required.
  - c. Where full height walls are constructed with concrete hollow blocks, these shall extend up to the bottom of beam or slab unless otherwise indicated on plans. Provide stiffener columns and lintel beams as specified in the structural drawings or as specified or as deemed required to assure a stabilized wall due to height and other considerations.
2. Sand:
 

S-1, washed, clean and greenish in color
3. Mortar.
 

One part Portland cement and two parts sand and water but not more than three parts sand and water.
4. Reinforcement
 

The concrete hollow blocks shall be reinforced with 10mm diameter deformed bar, spaced not more than 0.8m on centers, both ways.
5. Plaster bond
 

The mixture of cement plaster for concrete hollow block wall finishes indicated in the drawings shall be one part Portland cement and three parts sand
6. Floor Topping Preparation for Tilework. One part Portland cement and two parts sand and water but not more than three parts sand and water.

#### B. ROOFING WORKS

1. Corrugated galvanized iron (G.I.) sheets, including plain aluminum sheets for roofing accessories shall be cold-rolled meeting ASTM A-153 and with spelter coating of zinc of not less than 0.381 kg/sq m. (1.25 ounce/sq ft.) conforming to ASTM A-525 or pns 67-1985. Unless otherwise specified or shown on Plans, roofing sheets shall be gauge 26 (0.48mm thick) and provided in long span sizes to minimize end laps. Sheets shall weigh not less than 3.74 kg/sq.m. and shall be marked or stamped showing the gauge, size amount of zinc coating, brand and name of manufacturer. Test specimens shall stand being bent through 180 degrees flat on itself without fracture of the base metal and without flaking of the zinc coating.
2. Ridge/hip rolls, valleys, flashing and counter flashings, gutters and downspouts, whenever required, shall be fabricated from plain G.I. sheets. Ridge/hip rolls, flashings and counter flashings shall be gauge 26. Valleys, gutters and downspouts shall be gauge 24 unless otherwise specified on Plans. Wire basket strainers shall be galvanized, gauge 24.
 

Root ventilators, whenever required shall be fabricated from gauge 26 plain G.I. sheets and constructed to the dimensions and details shown on Plans.
3. The roofing shall be secured to the purlins with min. 2 1/2" max. 3" long Tek screws. Provide all-purpose sealant under the fasteners. Ridge rolls, hip rolls and valleys to be used shall be those compatible with the Ga. 24 pre-painted G.I. rib-type roofing sheets. They shall lap the roofing sheets at least 250mm. The ridge rolls, hip rolls and valleys shall be riveted to the roofing sheets

4. All roofing sheets adjacent to concrete hollow block and other masonry walls such as property line firewalls, shall be provided with Gauge 26 pre-painted plain G.I. Flashing to extend to the top and over to the other side of the wall. All fasteners shall be placed at the top of the corrugations of the roofing sheets to prevent water from standing around the fasteners.
5. Provide 6mm thick thermal insulation with single-side aluminum foil prior to fastening of roofing sheets to serve as thermal protection

### C. METAL FABRICATION

#### 1. Materials.

- a. Steel and Iron. If not specified otherwise use standard mill-finished structural steel shapes or bar iron in compliance with AISC Specifications for Design, Fabrication and Erection of Structural Steel for buildings.
- b. Bolts, Nuts, Studs and Rivets. ASTM A 307 and A 325
- c. Screws. Fed. Spec FF-S-85, Fed. Spec FF-S-92, and Fed. Spec FF-S-111
- d. Metal Putlins. High grade galvanized steel with minimum tensile strength of 275 MPa, 1.4mm in thickness or approved equal

#### 2. Fabrication:

By mechanics skilled in the trade and in accordance with the manufacturer's directions. Metalwork shall be fabricated to allow for expansion and contraction of materials. Provide welding and bracing of adequate strength and durability, with tight flush joints, dressed smooth and clean. Complete with bolts and nuts.

#### 3. Metal Surfaces:

Surfaces shall be clean and free from all scale, flake, rust and rust pitting, well-formed and finished to shape and size, with sharp lines, angle and smooth surface. Shearing and punching shall leave clean true lines and surfaces. Weld or rivet permanent connections. Weld and flush rivets shall be used and finished flush smooth on surfaces that will be exposed after installation. Do not use screws or bolts where they can be avoided; when used, heads shall be countersunk, screwed up tight and threads nicked to prevent loosening.

#### 4. Construction:

Thickness of metals and details of assembly and supports shall give ample strength and stiffness for the minimum loads specified or indicated. Joints exposed to weather shall be formed to exclude water.

#### 5. Welding:

Use welding electrode E70xx and perform welding, welding inspection and corrective welding in accordance with AWS D1.1. Weld in a manner to prevent permanent distortion of the connected parts. Weld continuously along the entire area of contact (except where tack welding is permitted. Do not tack weld exposed to connections). Grind smooth visible weld in finished installation

### D. MOISTURE PROTECTION

#### 1. WATERPROOFING

- a. Cementitious waterproofing powder mix shall be cement-based, aggregate-type, heavy duty, waterproof coating for reinforced concrete surface and masonry exposed to water. Additive binders shall be of special formulation of acrylic polymers and modifiers in liquid form used as additive with cement-based

powder mix that improves adhesion and mechanical properties. Water shall be clean, clear and potable.

- b. Concrete surface to be applied with waterproofing shall be structurally sound, clean and free of dirt, loose mortar particles, paint films, oil, protective coats, efflorescence, lantance, etc. All defects shall be properly corrected and carefully formed to provide a smooth surface that is free of marks and properly cured prior to application works.
- c. Furnish all labor, materials, equipment, plant and other facilities required to complete all waterproofing work as shown on the drawings and herein specified. All applications shall be strictly performed by an approved waterproofing Contractor.
- d. Test waterproofed area by seventy-two (72) hours and check for any seepages.

Note: Thickness should be as per Manufacturer's Specifications and Installation depending on the areas to be applied with

#### IV. ARCHITECTURAL WORKS

##### A. FLOOR FINISHES

1. **Ceramic Tiles.** Unglazed ceramic tiles shall be hard, dense tiles of homogeneous composition. Its color and characteristics area determined by the materials used in the body, the method of manufacture and the thermal treatment.

Tile work shall not be started until roughing-ins for sanitary/plumbing, electrical and other trades have been completed and tested. The work of all other trades shall be protected from damage.

##### B. WALL FINISHES AND PARTITIONING

1. **Ceramic Tiles.** Glazed tiles and trims shall have an impervious face of ceramic materials fused onto the body of the tiles and trims. The glazed surface may be clear white or colored depending on the color scheme approved by the Engineer. Standard glazes may be bright (glossy), semi-matte (less glossy), matte (dull) or crystalline (mottled and textured) good resistance to abrasion

Tile work shall not be started until roughing-ins for sanitary/plumbing, electrical and other trades have been completed and tested. The work of all other trades shall be protected from damage

2. **Cement Plaster Finish.** Mortar mixture for brown coat shall be freshly prepared and uniformly mixed in the proportion by volume of one part Portland cement, three (3) parts sand and one fourth (1/4) part hydrated lime.

Finish coat shall be pure Portland cement properly graded conforming to the requirements and mixed with water to approved consistency and plasticity

##### C. CEILING FINISHES

1. **Fiber Cement Board on Metal Frame.** The ceiling materials to be used shall conform to the samples approved by the City Engineer. All ceiling works shall be done by men experienced and qualified to do this particular specialty trade. The installation of ceiling materials shall be in accordance with the detailed section and with the manufacturer's manual instructions. Ceiling materials shall be cut as required to fit the perpendicular condition and should be properly secured by anchorage and other accessories to complete the installation. No mechanical work shall be exposed on the finish work. All joints around electrical outlets, pipes and other works extending through materials shall be sealed with caulking.

2. **Slab Soffit.**

**D. PAINTING WORKS**

1. **Paint Materials.** All types of paint material and other related products shall be subject to test as to material composition by the Bureau of Research and Standard, DPWH or the National Institute of Science and Technology
2. **Tinting Colors.** Tinting colors shall be first grade quality pigment ground in alkyd resin that disperses and mixes easily with paint to produce the color desired. Use the same brand of paint and tinting color to effect good paint body.
3. **Skim coat.** Skim coat shall be fine powder type material like kalsomine that can be mixed into putty consistency, with oil-based primers and paints to fill minor surface dents and imperfections
4. **Paint Schedule.**
  - a. **Exterior Masonry Wall** (plain cement plastered finish to be painted)
    - i. 1 coat skim coating, 1 coat primer, 2 coats elastomeric paint finish
  - b. **Interior Masonry Wall** (plain cement plastered finish to be painted)
    - i. 1 coat skim coating, 1 coat primer, 2 coats latex paint finish
  - c. **Interior Dry Wall**
    - i. 1 coat primer, 2 coats latex paint finish
  - d. **Ceiling Boards**
    - i. 1 coat primer, 2 coats latex paint finish
  - e. **Slab Soffit**
    - i. 1 coat primer, 2 coats latex paint finish
  - f. **Metal / Steel Surfaces**
    - i. 1 coat primer, 2 coats epoxy enamel finish
5. **Surface Preparation.** All surfaces shall be in proper condition to receive the finish. Woodworks shall be hand-sanded smooth and dusted clean. All knot-holes, pitch pockets or sappy portions shall be sealed with natural wood filler. Nail holes, cracks or defects shall be carefully puttied after the first coat, matching the color of paint.

Interior woodworks shall be sandpapered between coats. Cracks, holes or imperfections in plaster shall be filled with patching compound and smoothed off to match adjoining surfaces.

Concrete and masonry surfaces shall be coated with concrete neutralizer and allowed to dry before any painting primer coat is applied. When surface is dried apply first coating. Hairline cracks and unevenness shall be patched and sealed with approved putty or patching compound. After all defects are corrected apply the finish coats as specified on the Plans (color scheme approved).

Metal shall be clean, dry and free from mill scale and rust. Remove all grease and oil from surfaces. Wash, unprimed galvanized metal with etching solution and allow it to dry. Where required to prime coat surface with Red Lead Primer same shall be approved by the Engineer.

In addition, the Contractor shall undertake the following:

- a. Voids, cracks, nick etc. will be repaired with proper patching material and finished flush with surrounding surfaces.
- b. Marred or damaged shop coats on metal shall be spot primed with appropriate metal primer

- c. Priming and varnishing works shall not be commenced when it is too hot or cold.
  - d. Allow appropriate ventilation during application and drying period
  - e. All hardware will be fitted and removed or protected prior to painting and varnishing works.
6. Application. Paints when applied by brush shall become non-fluid, thick enough to lay down as adequate film of wet paint. Brush marks shall have flowed out after application of paint.
- Paints made for application by roller must be similar to brushing paint. It must be non-sticky when thinned to spraying viscosity so that it will break up easily into droplets.
- Paint is atomized by high pressure pumping rather than broken up by the large volume of air mixed with it. This procedure changes the required properties of the paint.
- 7. Application shall be as per paint Manufacturer's specification and recommendation.
  - 8. Provide all drop cloth and other covering requisite for protection of floors, walls, aluminum, glass, finishes and other works.
  - 9. All applications and methods used shall strictly follow the Manufacturer's Instructions and Specifications
  - 10. All surfaces including masonry wall shall be thoroughly cleaned, puttied, sandpapered, rubbed and polished, masonry wall shall be treated with Neutralizer.
  - 11. All exposed finish hardware, lighting fixtures and accessories, glass and the like shall be adequately protected so that these are not stained with paint and other painting materials prior to painting works.
  - 12. All other surfaces endangered by stains and paint marks should be taped and covered with craft paper

## V. SANITARY / PLUMBING WORKS

- A. Comply with the current applicable codes, ordinances, and regulations of the authority or authorities having jurisdiction, the rules, regulations and requirements of the utility companies (as applicable).
- B. Supply, installation and testing of the following:
  - 1. Potable water supply system complete in all respects including but not limited to submittals, shop drawings, piping, water meters, valves, bibbs, insulation, all accessories required for complete and operational of the system.
  - 2. Water service connections including but not limited to water meters, float valves. Any and all other works involve in providing the complete operation of the water supply system.
  - 3. Soil waste and vent system complete in all respect including but not limited to connection to existing sewer, submittals, shop drawings, pipes, fittings, valves, cleanout, drains, etc. Complete and operational.
- C. Workmanship and installation methods shall conform to the best modern practice. Employ skilled tradesmen to perform work under the direct supervision of fully qualified personnel.
- D. This shall include all information necessary to ascertain the equipment comply with this specification and drawings. Data and sales catalogue of a general nature will not be accepted.
- E. All materials, equipment, components and accessories shall be delivered to the Site in a new condition, properly packed and protected against damage or contamination or distortion, breakage or structural weakening due to handling, adverse weather or other

circumstances and, as far as practicable, they shall be kept in the packing cases or under approved protective coverings until required for use.

- F. Any items suffering from damage during manufacture, or in transit, or on site whilst in storage or during erection shall be rejected and replaced without extra cost.
- G. All sanitary fittings and pipework shall be cleaned after installation and keep them in a new condition.
- H. All installed pipelines shall be flushed through with water, rodded when necessary to ensure clearance of debris.
- I. Cleaning and flushing shall be carried out in sections as the installation becomes completed.
- J. The Contractor shall carry out hydraulic test on the complete plumbing systems and the drainage system to show that it is functioning satisfactorily within the requirements of this Specification and local regulations.
- K. The Contractor shall provide suitable test pumps and arrange for a supply of water required in connection with testing of pipework. The test pump shall be fitted with pressure gauges which shall be of suitable range for the pressure being applied.
- L. Hydraulic tests shall be carried out as the pipework is installed and shall be completed before chases in walls and ducts are closed. Also test shall be carried out prior to false ceilings and other finishes are installed.
- M. Testing apparatus shall be provided by the Contractor. Where any section of pipework or equipment is unable to withstand the maximum pipework test pressure, it shall be isolated during the pipework test then that section of pipework or equipment shall be re-tested at the appropriate test pressure.
- N. The Sanitary Contractor must carry out any additional tests required by the end-user and/or approving agency.
- O. Hangers and supports for plumbing piping and equipment shall withstand the effects of gravity loads and stresses within limits and under conditions indicated according to ASCE/SEI 7.
- P. Install hangers and supports to allow controlled thermal and seismic movement of piping systems, to permit freedom of movement between pipe anchors, and to facilitate action of expansion joints, expansion loops, expansion bends, and similar units.
- Q. Install lateral bracing with pipe hangers and supports to prevent swaying.
- R. Install building attachments within concrete slabs or attach to structural steel. Install additional attachments at concentrated loads, including valves, flanges, and strainers, NPS 2-1/2 (DN 65) and larger and at changes in direction of piping. Install concrete inserts before concrete is placed; fasten inserts to forms and install reinforcing bars through openings at top of inserts.
- S. Install hangers and supports so that piping live and dead loads and stresses from movement will not be transmitted to connected equipment.
- T. Install hangers and supports to provide indicated pipe slopes and to not exceed maximum pipe deflections allowed by ASME B31.9 for building services piping.

## VI. ELECTRICAL WORKS

### A. CONDUITS, BOXES AND FITTINGS

- 1. This item shall consist of the furnishing and installation of the complete conduit work, consisting of electrical conduits; conduit boxes such as junction boxes, pull boxes, utility boxes, octagonal and square boxes; conduit fittings such as couplings, locknuts and bushings and other electrical materials needed to complete the conduit roughing-in work of this project.



2. All materials shall be brand new and shall be of the approved type meeting all the requirements of the Philippine Electrical Code and bearing the Philippine Standard Agency (PSA) mark.
3. All works throughout shall be executed in the best practice in a workmanlike manner by qualified and experienced electricians under the immediate supervision of a duly licensed Electrical Engineer.
4. The work to be done under this division of specifications consists of the fabrication, furnishing, delivery and installation, complete in all details of the electrical work, at the subject premises and all work materials incidental to the proper completion of the installation, except those portions of the work which are expressly stated to be done by other fields. All works shall be done in accordance with the rules and regulations and with the specifications.
5. All lighting fixtures and lamps are as specified and listed on lighting fixture schedule
6. All grounding system installation shall be executed in accordance with the approved plans. Grounding system shall include building perimeter ground wires, ground rods, clamps, connectors, ground wells and ground wire taps as shown in the approved design
7. All auxiliary systems such as telephone and intercom system, time clock system, fire alarm system and public address/nurse's call/paging system installations shall be done in accordance with the approved design.
8. Upon completion of the electrical construction work, the contractor shall provide all test equipment and personnel and to submit written copies of all test results.
9. The contractor shall guarantee the electrical installation are done and in accordance with the approved plans and specifications. The contractor shall guarantee that the electrical systems are free from all grounds and from all defective workmanship and materials and will remain so for a period of one year from date and acceptance of works. Any defect shall be remedied by the Contractor at his own expense.

#### B. WIRES AND WIRING DEVICES

1. This item shall consist of the furnishing and installation of all wires and wiring devices consisting of electric wires and cables, wall switches, convenience receptacles, heavy duty receptacles and other devices shown on the approved Plans but not mentioned in these specifications.
2. Wires and cables shall be of the approved type meeting all the requirements of the Philippine Electrical Code and bearing the Philippine Standard Agency (PSA) mark. Unless specified or indicated otherwise, all power and lighting conductors shall be insulated for 600 volts. All wires shall be copper, soft drawn and annealed, smooth and of cylindrical form and shall be centrally located inside the insulation.
3. Conductors or wires shall not be drawn in conduits until after the cement plaster is dry and the conduits are thoroughly cleaned and free from dirt and moisture. In drawing wires into conduits, sufficient slack shall be allowed to permit easy connections for fixtures, switches, receptacles and other wiring devices without the use of additional splices.
4. All conductors of convenience outlets and lighting branch circuit homeruns shall be wired with a minimum of 3.5 mm in size. Circuit homeruns to panelboards shall not be smaller than 3.5 mm but all homeruns to panelboard more than 30 meters shall not be smaller than 5.5 mm. No conductor shall be less than 2 mm in size.
5. All wires of 14mm and larger in size shall be connected to panels and apparatus by means of approved type lugs or connectors of the solderless type, sufficiently large enough to enclose all strands of the conductors and securely fastened. They shall not loosen under vibration or normal strain.
6. All joints, taps and splices on wires larger than 14 mm shall be made of suitable solderless connectors of the approved type and size. They shall be taped with rubber and PVC tapes providing insulation not less than that of the conductors

- 7 No splices or joints shall be permitted in either feeder or branch conductors except within outlet boxes or accessible junction boxes or pull boxes. All joints in branch circuit wiring shall be made mechanically and electrically secured by approved splicing devices and taped with rubber and PVC tapes in a manner which will make their insulation as that of the conductor.
- 8 All wall switches and receptacles shall be fitted with standard Bakelite face plate covers. Device plates for flush mounting shall be installed with all four edges in continuous contact with finished wall surfaces without the use of coiled wire or similar devices. Plaster filling shall not be permitted. Plates installed in wet locations shall be gasketed.
- 9 When more than one switch or device is indicated in a single location, gang plate shall be used.

#### C. POWER LOAD CENTER, SWITCHGEAR AND PANELBOARDS

- 1 All materials shall be brand new and shall be of the approved type meeting all the requirements of the Philippine Electrical Code and bearing the Philippine Standard Agency (PSA) mark.
- 2 Power Load Center Unit Substation. The Contractor shall furnish and install an indoor-type Power Load Center Unit Substation at the location shown on the approved Plans if required. It shall be totally metal-enclosed, dead front and shall consist of the following coordinated component parts:
  - a. Low Voltage Switchboard Section. The low-voltage switchboard shall be standard modular-unitized units, metal-built, dead front, safety type construction and shall consist of the following:
    - i. Switchboard Housing. The housing shall be heavy gauge steel sheet, dead front type, gray enamel finish complete with frame supports, steel bracings, steel sheet panelboards, removable rear plates, copper busbars, and all other necessary accessories to insure sufficient mechanical strength and safety. It shall be provided with grounding bolts and clamps.
    - ii. Secondary Metering Section. The secondary metering section shall consist of one (1) ammeter, AC, indicating type; one (1) voltmeter, AC, indicating type, one (1) ammeter transfer switch for 3-phase; one (1) voltmeter transfer switch for 3-phase and current transformers of suitable rating and capacity.  
  
The above-mentioned instruments shall be installed in one compartment above the main breaker and shall be complete with all necessary accessories completely wired, ready for use.
    - iii. Main Circuit Breaker. The main circuit breaker shall be draw-out type, manually or electrically operated as required with ratings and capacity as shown on the approved Plans.  
  
The main breaker shall include insulated control switch if electrically operated, manual trip button, magnetic tripping devices, adjustable time overcurrent protection and instantaneous short circuit trip and all necessary accessories to insure safe and efficient operation.
    - iv. Feeder Circuit Breakers. There shall be as many feeder breakers as are shown on the single line diagram or schematic riser diagram and schedule of loads and computations on the plans. The circuit breakers shall be drawout or molded case as required. The circuit breakers shall each have sufficient interrupting capacity and shall be manually operated complete with trip devices and all necessary accessories to insure safe and efficient operation. The number, ratings, capacities of the feeder branch circuit breakers shall be as shown on the approved Plans.

Circuit breakers shall each be of the indicating type, providing 'ON' - 'OFF' and 'TRIP' positions of the operating handles and shall each be provided with nameplate for branch circuit designation. The circuit breaker shall be so designed that an overload or short on one pole automatically causes all poles to open.

- b. Grounding System. All non-current carrying metallic parts like conduits, cabinets and equipment frames shall be properly grounded in accordance with the Philippine Electrical Code, latest edition.

The size of the ground rods and ground wires shall be as shown on the approved Plans. The ground resistance shall not be more than 5 ohms.

- c. Panelboards and Cabinets. Panelboards shall conform to the schedule of panelboards as shown on the approved Plans with respect to supply characteristics, rating of main lugs or main circuit breaker, number and ratings and capacities of branch circuit breakers.

Panelboards shall consist of a factory completed, dead front assembly mounted in an enclosing flush type cabinet consisting of code gauge galvanized sheet steel box with trim and door. Each door shall be provided with catch lock and two (2) keys. Panelboards shall be provided with directories and shall be printed to indicate load served by each circuit.

Panelboard cabinets and trims shall be suitable for the type of mounting shown on the approved Plans. The inside and outside of panelboard cabinets and trims shall be factory painted with one rust-proofing primer coat and two finish shop coats of pearl gray enamel paint.

Main and branch circuit breakers for panelboards shall have the rating, capacity and number of poles as shown on the approved Plans. Breakers shall be thermal magnetic type. Multiple breaker shall be of the common trip type having a single operating handle. For 50-ampere breaker or less it may consist of single-pole breaker permanently assembled at the factory into a multi-pole unit.

3. The Contractor shall install the Power Load Center Unit Substation or Low-Voltage Switchgear and Panelboards at the locations shown on the approved Plans.

Standard panels and cabinets shall be used and assembled on the job. All panels shall be of dead front construction furnished with trims for flush or surface mounting as required.

- D. Comply with the current applicable codes, ordinances, and regulations of the authority or authorities having jurisdiction, the rules, regulations and requirements of the utility companies (as applicable).
- E. Drawings, specifications, codes and standards are minimum requirements. Where requirements differ, the more stringent apply.
- F. All equipment and installations shall meet or exceed minimum requirements of the Standards and Codes.
- G. Execute work in strict accordance with the best practices of the trades in a thorough, substantial, workmanlike manner by competent workmen.
- H. When the tests and inspections have been completed, a label shall be attached to all devices tested. The label shall provide the name of the testing company, the date the tests were completed, and the initials of the person who performed the tests.

#### I. PANELBOARDS

1. Fabricate and test panelboards according to IEEE 344 to withstand seismic forces defined in Division 15 Sections 16073 and 16074 "Hangers and Supports for Electrical Systems and Vibration and Seismic controls for Electrical Systems" respectively.

## 2. Enclosures: Flush Surface, Flush- and surface-mounted cabinets.

- a. Rated for environmental conditions at installed location.
    - i. Indoor Dry and Clean Locations: NEMA, Type 1.
    - ii. Outdoor Locations: NEMA, Type 3R
    - iii. Kitchen and Wash-Down Areas: NEMA, Type 4X, stainless steel
    - iv. Indoor Locations Subject to Dust, Falling Dirt, and Dripping Noncorrosive Liquids: NEMA, Type 12
    - v. Outdoor Locations Subject to Dust, Falling Dirt, and Dripping Noncorrosive Liquids: NEMA, Type 5R.
  - b. Front: Secured to box with concealed trim clamps. For surface-mounted fronts, match box dimensions; for flush-mounted fronts, overlap box.
  - c. Hinged Front Cover: Entire front trim hinged to box and with standard door within hinged trim cover.
  - d. Skirt for Surface-Mounted Panelboards: Same gauge and finish as panelboard front with flanges for attachment to panelboard wall, and ceiling or floor
  - e. Gutter Extension and Barrier: Same gauge and finish as panelboard enclosure, integral with enclosure body. Arrange to isolate individual panel sections.
  - f. Finishes:
    - i. Panels and Trim: Steel and galvanized steel, factory finished immediately after cleaning and pretreating with manufacturer's standard two-coat baked-on finish consisting of prime coat and thermosetting topcoat
    - ii. Back Boxes: Galvanized steel Same finish as panels and trim
    - iii. Fungus Proofing: Permanent fungicidal treatment for overcurrent protective devices and other components
  - g. Directory Card: Inside panelboard door, mounted in transparent card holder metal frame with transparent protective cover.
3. Incoming Mains Location: Top or Bottom.
4. Phase, Neutral, and Ground Buses:
- a. Material: Hard-drawn copper, 98 percent conductivity.
  - b. Equipment Ground Bus: Adequate for feeder and branch-circuit equipment grounding conductors; bonded to box.
  - c. Neutral Bus: 100 percent of phase bus 4. Extra-Capacity Neutral Bus: Neutral bus rated 200 percent of phase bus and UL listed as suitable for nonlinear loads.

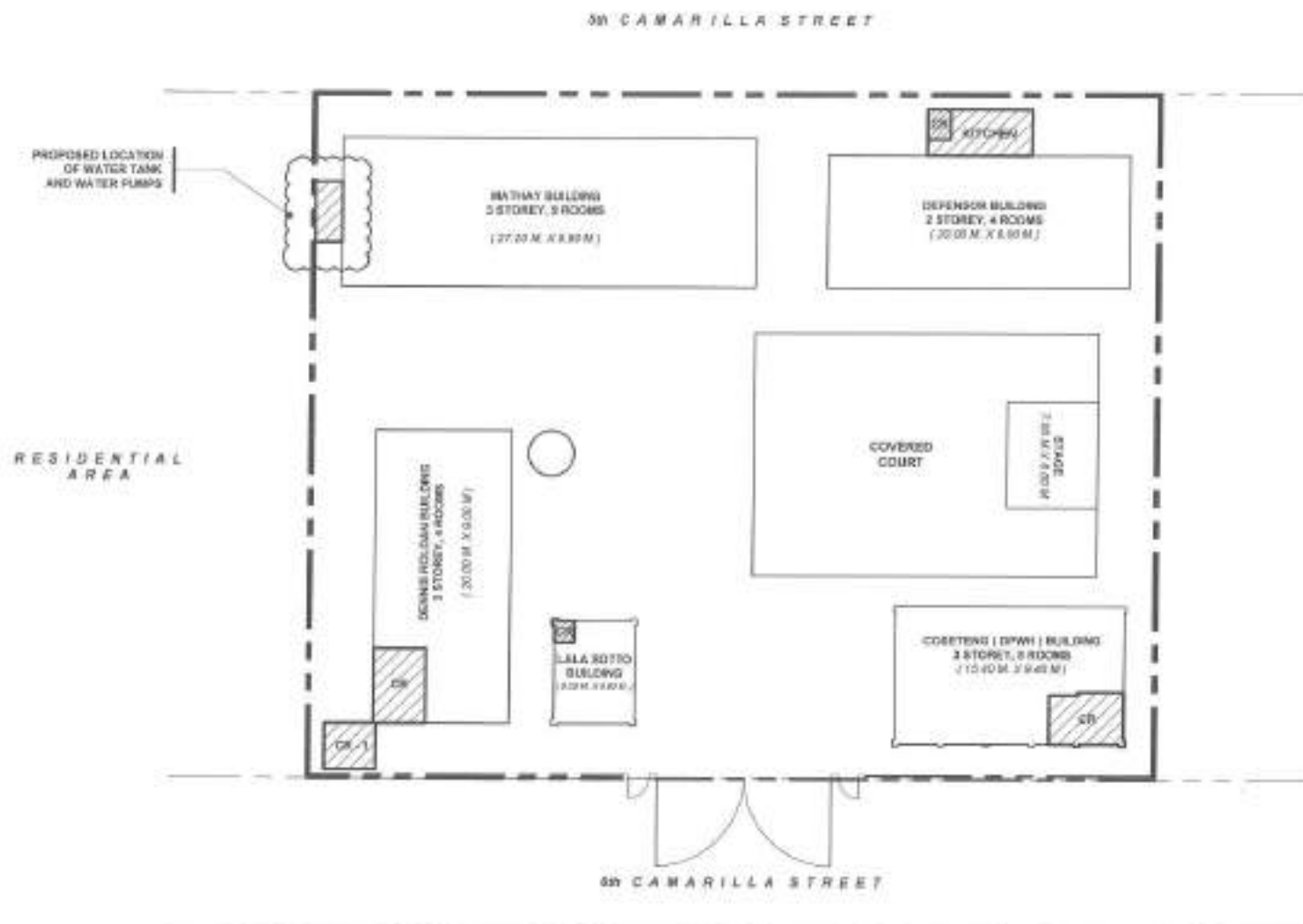
  
 ROMMEL B. YAP  
 Planning and Design Division

  
 CRISTA MAE B. LORENZO  
 Planning and Design Division

## ***Section VII. Drawings***

*[Insert here a list of Drawings. The actual Drawings, including site plans, should be attached to this section, or annexed in a separate folder.]*





1

# SITE DEVELOPMENT PLAN

SCALE: NOT TO SCALE



Republic of the Philippines  
Department of Engineering  
One Green Building 4, 1st Floor, Department of Engineering  
Manila, Philippines 1000  
Tel: (02) 911 1004-1005  
Email: deo@deop.gov.ph

PROJECT TITLE  
**PROPOSED UPGRADING OF WATERLINE  
SYSTEM AND REHABILITATION OF  
COMFORT ROOMS AT  
CAMARILLA ELEMENTARY SCHOOL**

DATE  
DESIGNED BY  
DRAWN BY  
CHECKED BY  
REVISION NO.

SUBMITTED BY  
ENGR. FREDERICK L. DE GUZMAN  
HEAD, PLANNING DESIGN DIVISION

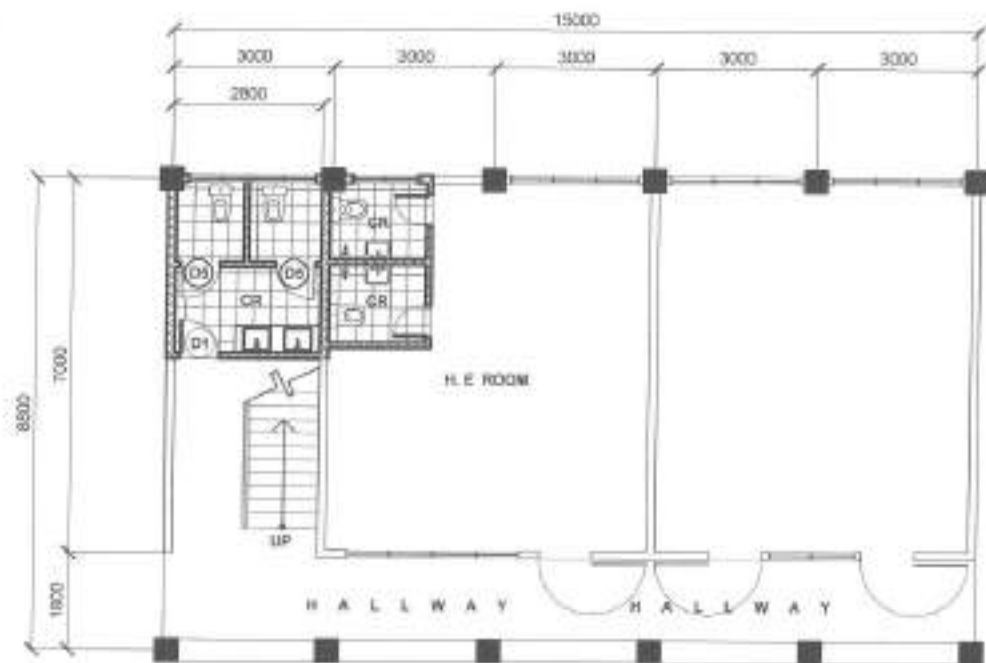
RECOMMENDING APPROVAL  
ATTY. BARK DALS MARINO P. PERRAL  
CITY ENGINEER

APPROVED BY  
HON. MA. JOSEFINA G. BELMONT  
CITY MAYOR

SHEET CONTENT  
SITE DEVELOPMENT  
PLAN  
(CAMARILLA  
ELEMENTARY SCHOOL)

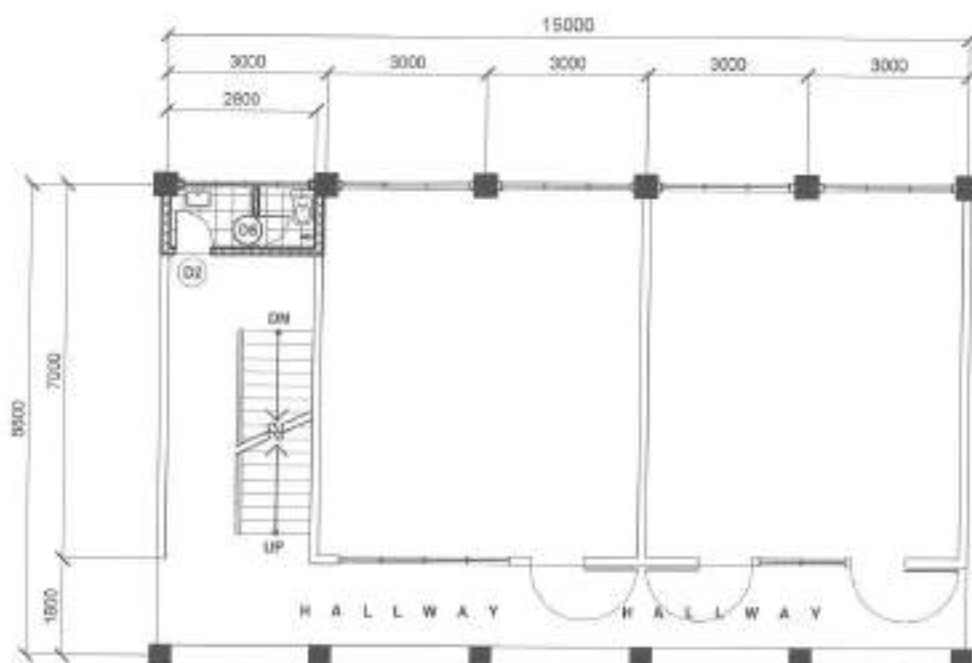
SHEET NO.  
AR-02  
02/27





NOTE:

- REPLACEMENT OF FLOOR AND WALL TILES ( COMFORT ROOMS )
- REPLACEMENT OF DOORS
- REPLACEMENT OF WALLS AND SLAB SOFFIT ( COMFORT ROOMS )



NOTE:

- REPLACEMENT OF FLOOR AND WALL TILES ( COMFORT ROOMS )
- REPLACEMENT OF DOORS

1 GROUND FLOOR PLAN ( COSETENG BUILDING )

SCALE:  
1:100 METERS

2 THIRD FLOOR PLAN ( COSETENG BUILDING )

SCALE:  
1:100 METERS



Republic of the Philippines  
Department of Engineering  
1000 Corner Building 2/F, 1000 Corner Building  
1000 Corner Building 2/F, 1000 Corner Building  
1000 Corner Building 2/F, 1000 Corner Building  
1000 Corner Building 2/F, 1000 Corner Building

PROJECT TITLE  
PROPOSED UPGRADING OF WATERLINE  
SYSTEM AND REHABILITATION OF  
COMFORT ROOMS AT  
CAMARILLA ELEMENTARY SCHOOL  
LOCATION  
BARANCAH SAN ROQUE, 11 STREET S. QUEZON CITY

DATE  
DESIGNED BY:  
DRAWN BY: DMT  
CHECKED BY: WCDM  
REVISION NO.

SUBMITTED BY:  
ENGR. FREDERICK A. DE GUZMAN  
ARCH. PLANNING & DESIGN DIVISION

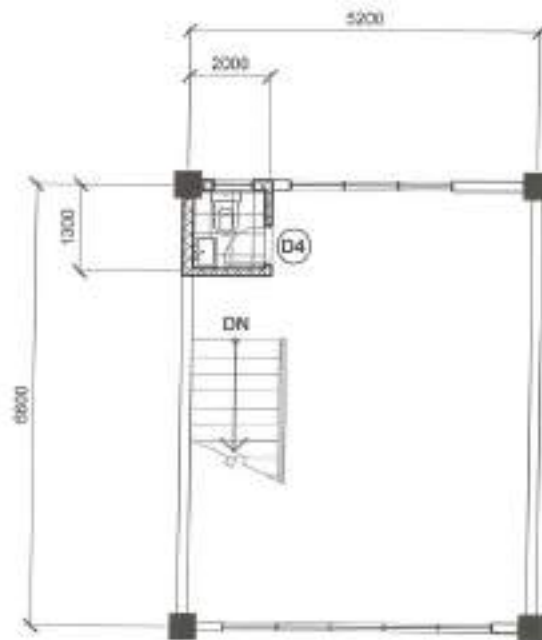
RECOMMENDING APPROVAL  
ATTY. MARK DALE DAVID P. PERRAL  
CITY ENGINEER

APPROVED BY:  
HON. MA. JOSEFINA G. BELMONTE  
CITY MAYOR

SHEET CONTENT:  
GROUND FLOOR PLAN  
(COSETENG BUILDING)  
THIRD FLOOR PLAN  
(COSETENG BUILDING)

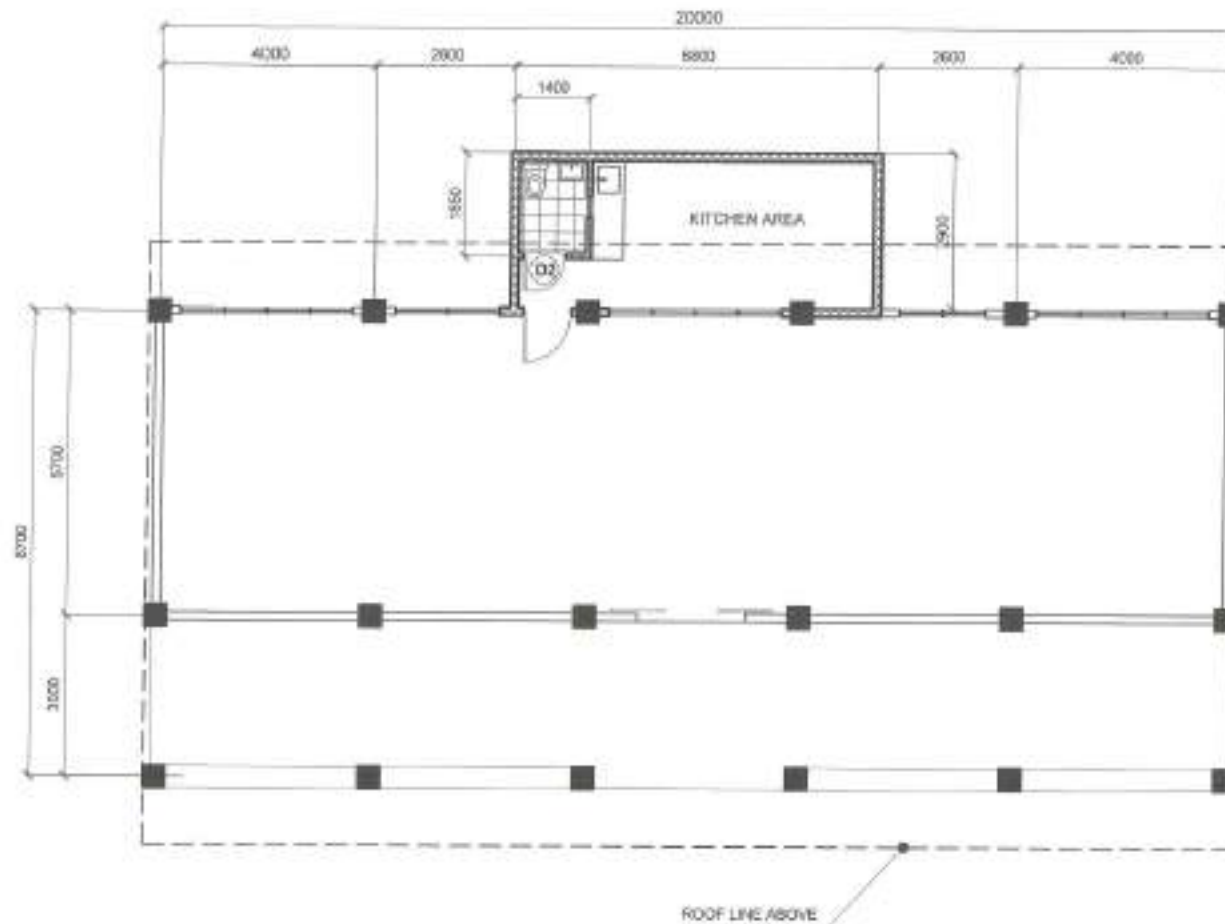
SHEET NO.  
AR-03  
03/27





NOTE:

- REPLACEMENT OF FLOOR AND WALL TILES ( COMFORT ROOMS )
- REPLACEMENT OF DOORS ( COMFORT ROOMS )
- REPLACEMENT OF CEILING ( COMFORT ROOMS )
- REPAINTING OF WALLS



NOTE:

- REPLACEMENT OF FLOOR AND WALL TILES ( COMFORT ROOM )
- REPLACEMENT OF DOORS
- REPLACEMENT OF COUNTERTOP
- REPLACEMENT OF CEILING ( COMFORT ROOM AND KITCHEN AREA )
- REPAINTING OF WHOLE STRUCTURE ( KITCHEN AREA )

1

**SECOND FLOOR PLAN**  
( LALA SOTTO BUILDING )

2

**GROUND FLOOR PLAN** ( DEFENSOR BUILDING - KITCHEN AREA )

SCALE:  
1: 60 METERS



Republic of the Philippines  
Department of Engineering  
Civil Engineering Division  
Office of the Engineer  
1000 N. 10th St., 1000 N. 10th St.

PROJECT TITLE  
**PROPOSED UPGRADING OF WATERLINE  
SYSTEM AND REHABILITATION OF  
COMFORT ROOMS AT  
CAMARILLA ELEMENTARY SCHOOL**

LOCATION:  
BARANGAY SAN ROQUE, DISTRICT 3, QUEZON CITY

DATE

DESIGNED BY:  
*[Signature]*

REVISION NO.:

SUBMITTED BY:  
*[Signature]*

ENGR. FREDERICK D. DE GUZMAN  
HEAD, PLANNING & DESIGN DIVISION

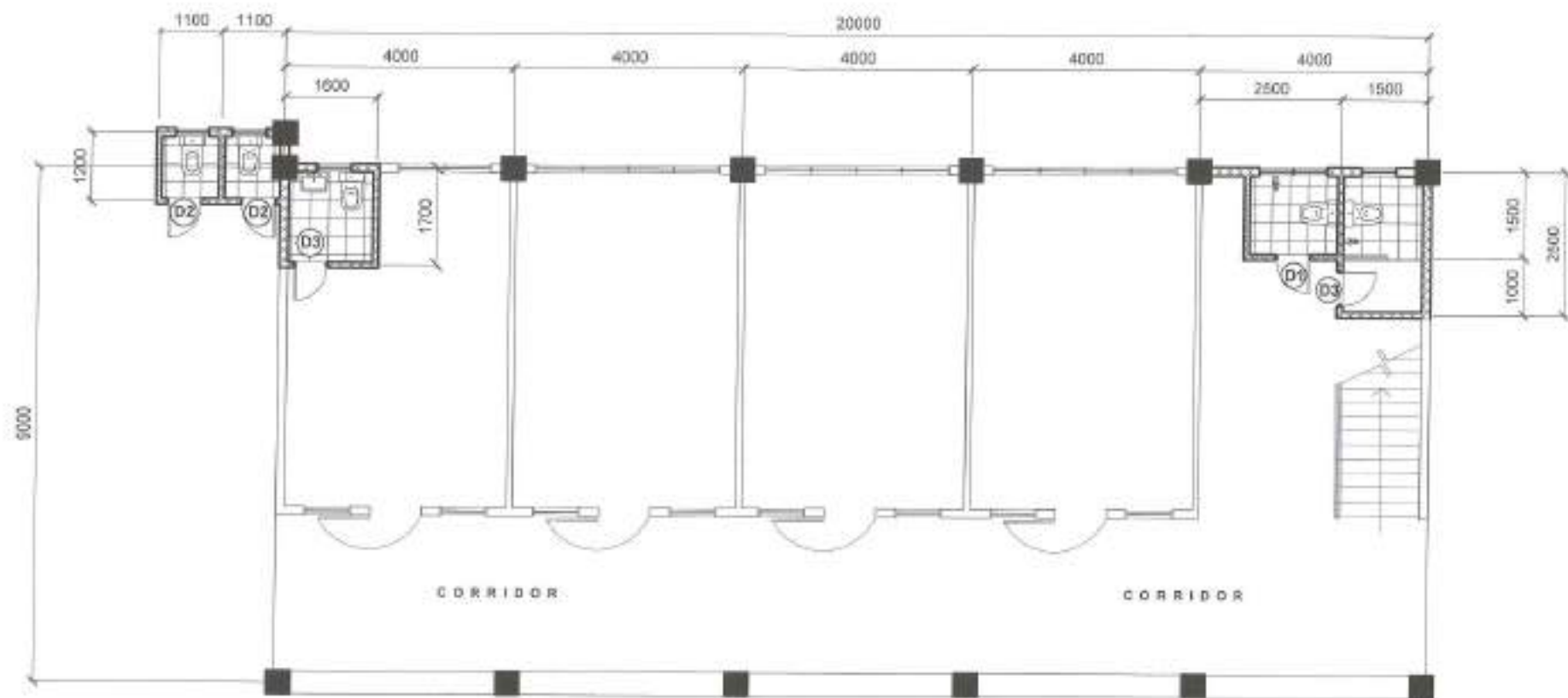
RECOMMENDING APPROVAL:  
*[Signature]*

ATTY. MARK DALE R. PERALTA  
CITY ENGINEER

HON. MA. JOSEFINA G. BELMONTES  
CITY MAYOR

SHEET CONTENT:  
SECOND FLOOR PLAN  
( LALA SOTTO  
BUILDING )  
GROUND FLOOR PLAN  
( DEFENSOR BUILDING )

SHEET NO.  
**AR-04**  
**04/27**



NOTE:

- REPLACEMENT OF FLOOR AND WALL TILES ( COMFORT ROOMS )
- REPLACEMENT OF DOORS
- REPLACEMENT OF CEILING AT COMFORT ROOM
- BESIDE ROLDAN BUILDING
- REPAINTING OF WALL AND SLAB SOFFIT ( COMFORT ROOM )

1

FLOOR PLAN ( DENNIS ROLDAN BUILDING )

SCALE: 1:80 METERS



Regulation of Professional Engineers  
 Department of Engineering  
 City of Quezon City  
 1101 Alibon Road, Alibon, Quezon City  
 Telephone: (02) 258-2222

PROJECT TITLE  
**PROPOSED UPGRADING OF WATERLINE  
 SYSTEM AND REHABILITATION OF  
 COMFORT ROOMS AT  
 CAMARILLA ELEMENTARY SCHOOL**

LOCATION  
 SARANGAY SAN ROGEL, DISTRICT 3, QUEZON CITY

DATE

DESIGNED BY  
*[Signature]*

REVISION NO.

SUBMITTED BY  
*[Signature]*

SHOR. FREDERICK A. DE GUZMAN  
 HEAD, PLANNING & DESIGN DIVISION

RECOMMENDING APPROVAL  
*[Signature]*

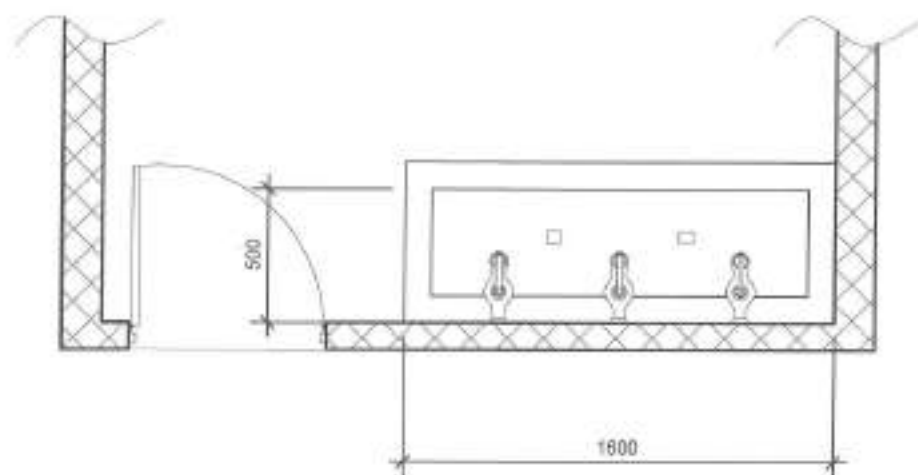
ATTY. MARK DANIEL P. PERAL  
 CITY ENGINEER

APPROVED BY  
*[Signature]*

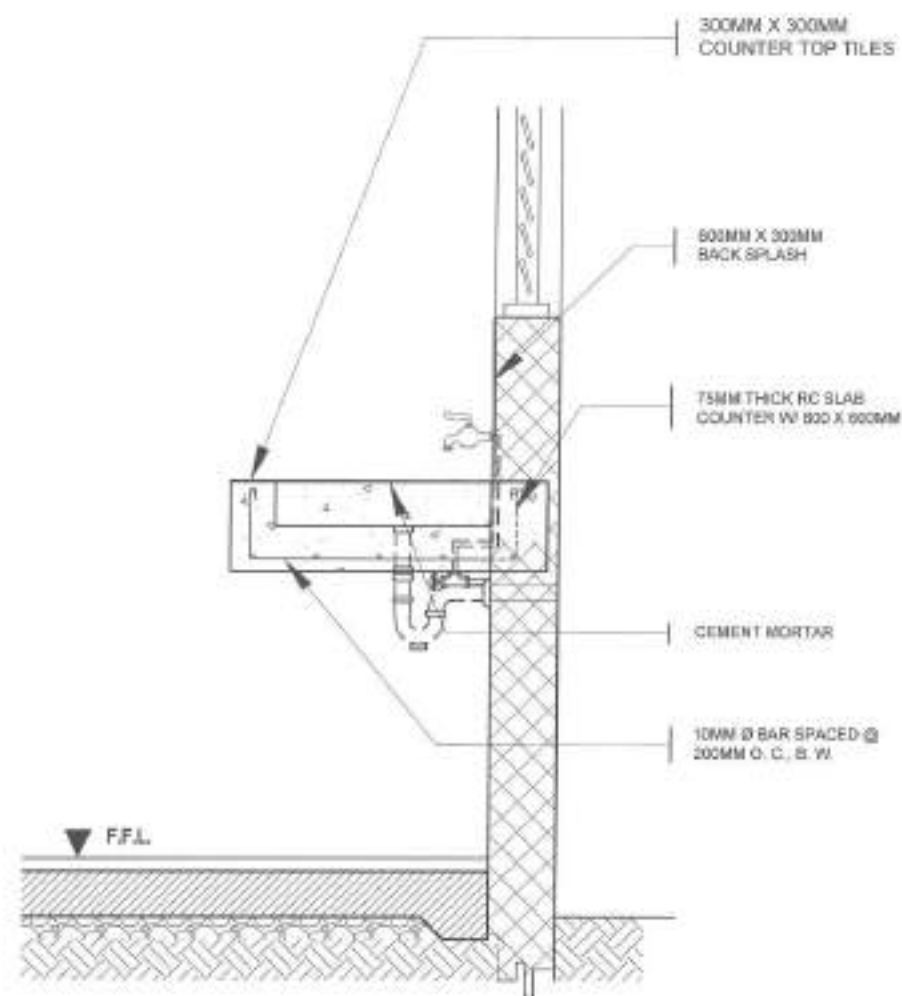
HON. MA. JOSEFINA G. BELMONTE  
 CITY MAYOR

SHEET CONTENT  
 FLOOR PLAN  
 ( DENNIS ROLDAN  
 BUILDING )

SHEET NO.  
**AR-05**  
**05/27**



PLAN



SECTION

1

**PROPOSED COUNTERTOP PLAN**  
(COSETENG BUILDING - TOILET UNDER OF STAIR)

SCALE:  
1: 75 METERS

2

**COUNTERTOP DETAIL**  
(COSETENG BUILDING - TOILET UNDER OF STAIR)

SCALE: N.T.S.



Republic of the Philippines  
Department of Engineering  
Civil Engineering Division Office  
1000 Ave. of the Philippines  
Manila, Philippines

PROJECT TITLE  
**PROPOSED UPGRADING OF WATERLINE  
SYSTEM AND REHABILITATION OF  
COMFORT ROOMS AT  
CAMARILLA ELEMENTARY SCHOOL**

LOCATION  
BARANGAY SAN ROGELIO, DISTRICT 5, DAVAO CITY

DATE  
DESIGNED BY: *[Signature]*  
DRAWN BY: *[Signature]*  
CHECKED BY: *[Signature]*

REVISION NO.:

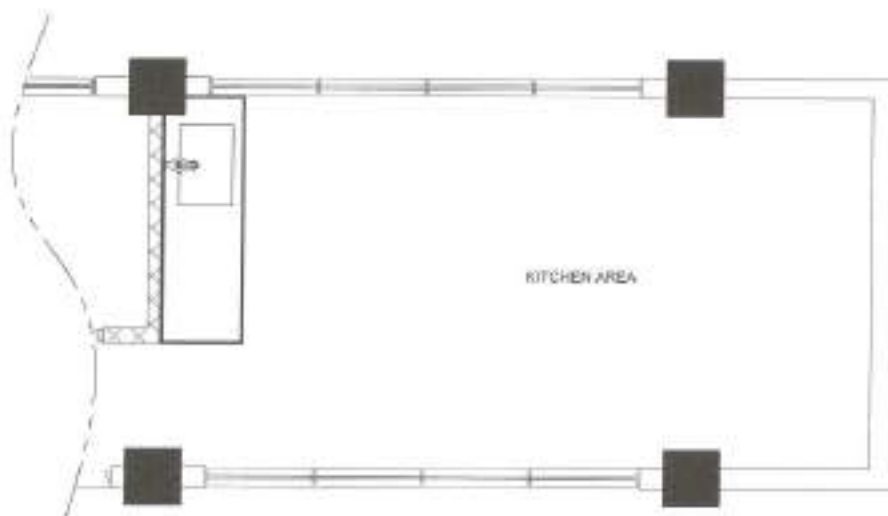
SUBMITTED BY:  
*[Signature]*  
ENGR. FREDWIN D. DE GUZMAN  
HEAD, PLANNING & DESIGN DIVISION

RECOMMENDING APPROVAL  
*[Signature]*  
ATTY. MARK RALPH DIAMOND P. FERRAL  
CITY ENGINEER

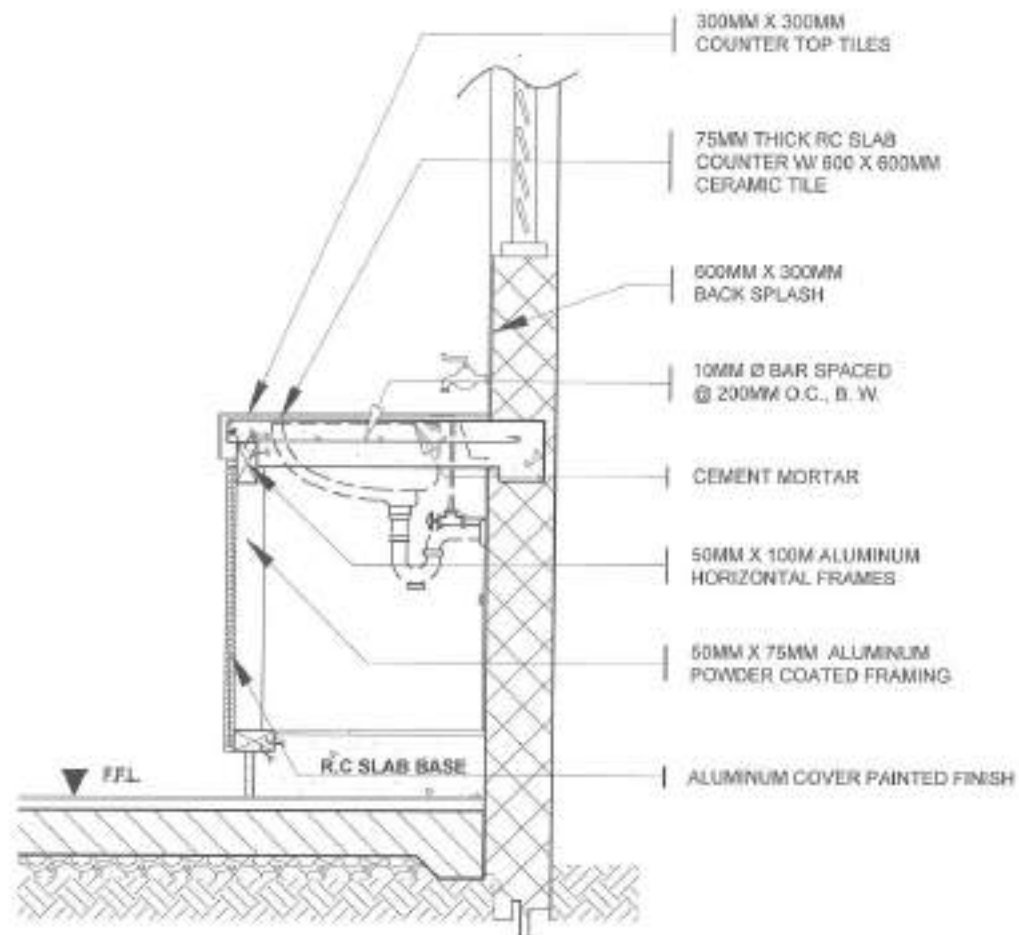
APPROVED BY:  
*[Signature]*  
HON. RA. JOSEFINA G. BELMONTE  
CITY MAYOR

SHEET CONTENT:  
PROPOSED  
COUNTERTOP PLAN  
(COSETENG BUILDING -  
TOILET - UNDER OF STAIR)  
COUNTERTOP DETAIL  
(COSETENG BUILDING -  
TOILET - UNDER OF STAIR)

SHEET NO.  
**AR-06**  
**06/27**



PLAN



SECTION

1 COUNTERTOP PLAN ( DEFENSOR BUILDING - KITCHEN AREA )

2 COUNTERTOP DETAIL ( DEFENSOR BUILDING - KITCHEN AREA )

SCALE: N.T.S.



Republic of the Philippines  
Department of Engineering  
One One Building 8, One One Building, One One Building  
One One Building 8, One One Building, One One Building  
One One Building 8, One One Building, One One Building  
One One Building 8, One One Building, One One Building

PROJECT TITLE  
PROPOSED UPGRADING OF WATERLINE  
SYSTEM AND REHABILITATION OF  
COMFORT ROOMS AT  
CAMARILLA ELEMENTARY SCHOOL  
LOCATION:  
BARANGAY SAN JOSE, DISTRICT 3, QUEZON CITY

DATE  
DESIGNED BY:  
DRAWN BY: DEPT  
CHECKED BY: DEPT  
REVISION NO.:

SUBMITTED BY:  
ENGR. FREDERICK R. DE GUZMAN  
HEAD, PLANNING & DESIGN SECTION

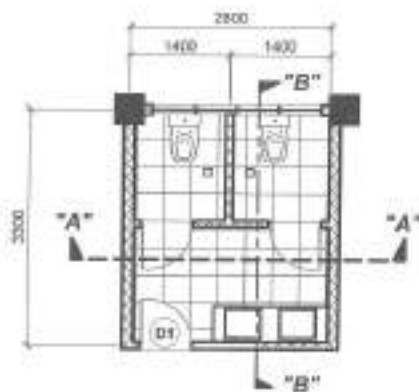
RECOMMENDING APPROVAL  
ATTY. MARK DALE D. PERRAL  
CITY ENGINEER

APPROVED BY:  
HON. MA. JOSEFINA G. BELMONTE  
CITY MAYOR

SHEET CONTENT:  
COUNTERTOP PLAN  
( DEFENSOR BUILDING -  
KITCHEN AREA )  
COUNTERTOP DETAIL  
( DEFENSOR BUILDING -  
KITCHEN AREA )

SHEET NO.  
AR-07  
07/27





PLAN OF TOILET " UNDER STAIR "



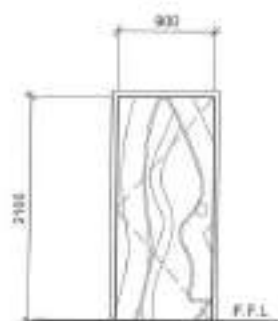
SECTION THRU "A" - "A"



SECTION THRU "B" - "B"

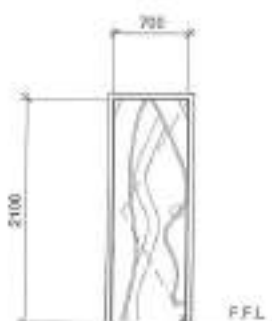
## 1 TOILET LAYOUT

SCALE:  
1: 75 METERS



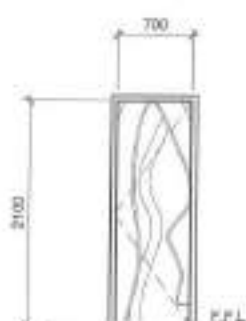
D1

LOCATION: COSETENG BUILDING  
( UNDER OF STAIR )  
DENNIS ROLDAN BUILDING  
TYPE : FLUSH DOOR  
SET : 2 - SET



D2

LOCATION: COSETENG BUILDING  
( 3rd FLOOR )  
BESIDE ROLDAN BUILDING  
TYPE : FLUSH DOOR  
SET : 4 - SET



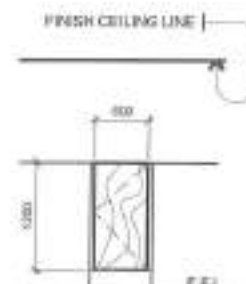
D3

LOCATION: D. ROLDAN BUILDING  
( UNDER OF STAIR )  
DERRINOR BUILDING  
TYPE : PANEL DOOR  
SET : 2 - SET



D4

LOCATION: LALA BUILDING  
TYPE : PVC DOOR  
SET : 1 - SET



D5 CUBICLE

LOCATION: COSETENG BUILDING  
( UNDER OF STAIR )  
TYPE : FLUSH DOOR  
SET : 3 - SET

## 2 SCHEDULE OF DOORS

SCALE:  
1: 60 METERS



Republic of the Philippines  
Department of Engineering  
Civil Engineering Division  
Office: 2nd Floor, 2nd Floor  
Building, 2nd Floor, 2nd Floor

PROJECT TITLE  
PROPOSED UPGRADING OF WATERLINE  
SYSTEM AND REHABILITATION OF  
COMFORT ROOMS AT  
CAMARILLA ELEMENTARY SCHOOL  
LOCATION:  
BAYANANG SAN JOSE, DISTRICT 3, GUZMAN CITY

DATE  
DESIGNED BY:  
CHECKED BY:  
REVISION NO.:

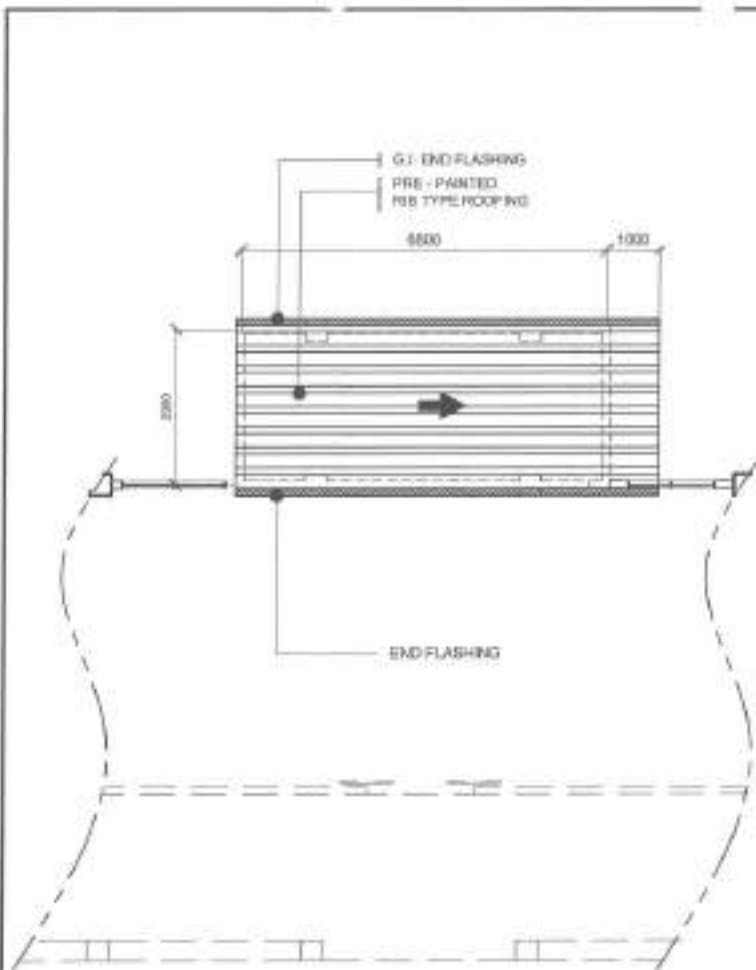
SUBMITTED BY:  
ENGR. FREDERICKA D. DE GUZMAN  
HEAD, PLANNING & DESIGN DIVISION

RECOMMENDING APPROVAL  
ATTY. MARK DALE DAVID P. PERALTA  
CITY ENGINEER

APPROVED BY:  
HON. MA. JOSEFINA G. BELMONT  
CITY ENGINEER

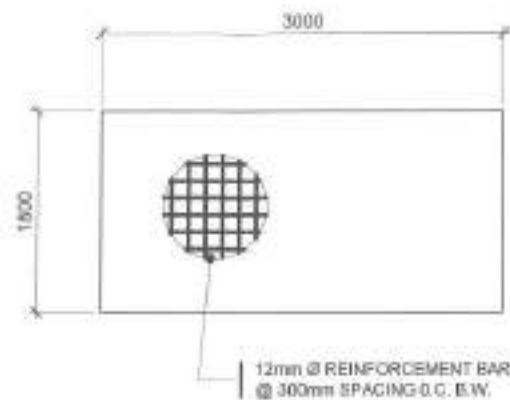
SHEET CONTENT:  
TOILET LAYOUT  
SCHEDULE OF DOORS

SHEET NO.  
AR-08  
08/27

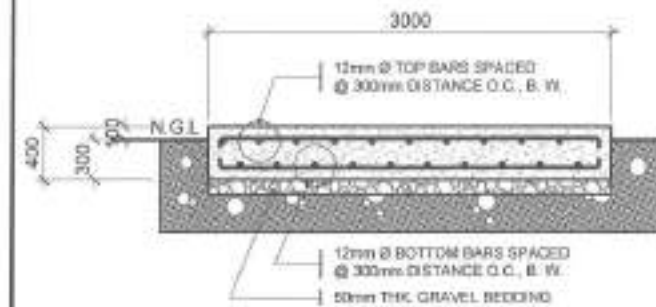


NOTE:

- REPLACEMENT OF ROOFING @ KITCHEN AREA



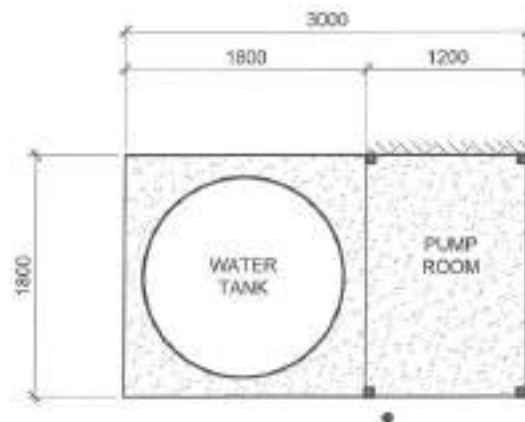
PLAN



SECTION

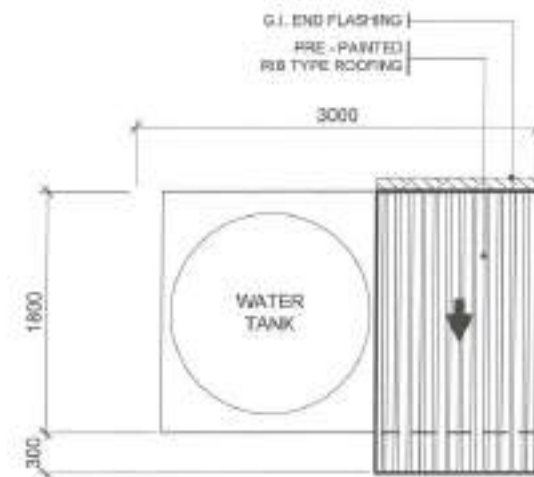
## 2 CONCRETE PAD DETAIL

SCALE:  
1:40 METERS



## 3 PUMP ROOM FLOOR PLAN

SCALE:  
1:40 METERS



## 4 ROOF PLAN

SCALE:  
1:40 METERS

1

## ROOF PLAN (DEFENSOR BUILDING - KITCHEN AREA)

SCALE:  
1:100 METERS

3

## PUMP ROOM FLOOR PLAN

SCALE:  
1:40 METERS

4

## ROOF PLAN

SCALE:  
1:40 METERS



Department of Engineering  
Lungsod ng Cebu  
City Engineer's Office  
Cebu City, Philippines  
Cebu City, Philippines  
Cebu City, Philippines

PROJECT TITLE  
**PROPOSED REHABILITATION OF  
COMFORT ROOMS AND UPGRADING OF  
WATERLINE SYSTEM AT  
CAMARILLA ELEMENTARY SCHOOL**

LOCATION:  
BARANGAY SAN ROQUE, DISTRICT 3, CUSGON CITY

DATE  
DESIGNED BY:  
DRAWN BY:  
CHECKED BY:

SUBMITTED BY:  
RECOMMENDING APPROVAL  
APPROVED BY:

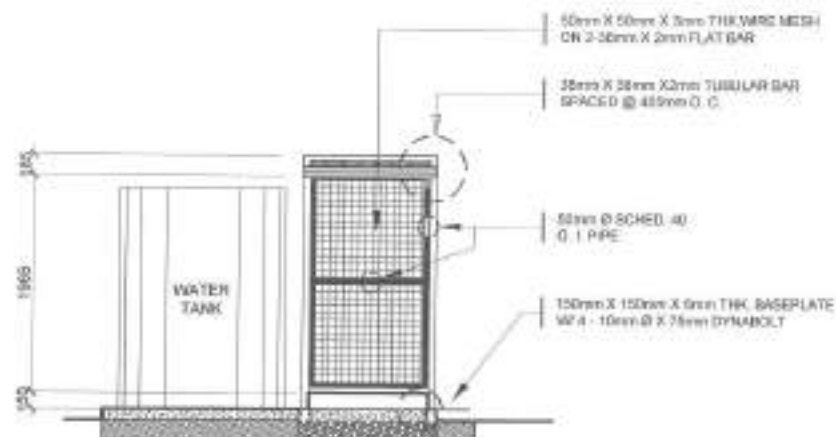
ENGR. FREDERICK L. DE GUZMAN  
HEAD, PLANNING & DESIGN DIVISION

ATTY. MARK DALE RAMON P. FERRAL  
CITY ENGINEER

HON. MA. JOSEFINA G. DELMONTA  
CITY MAYOR

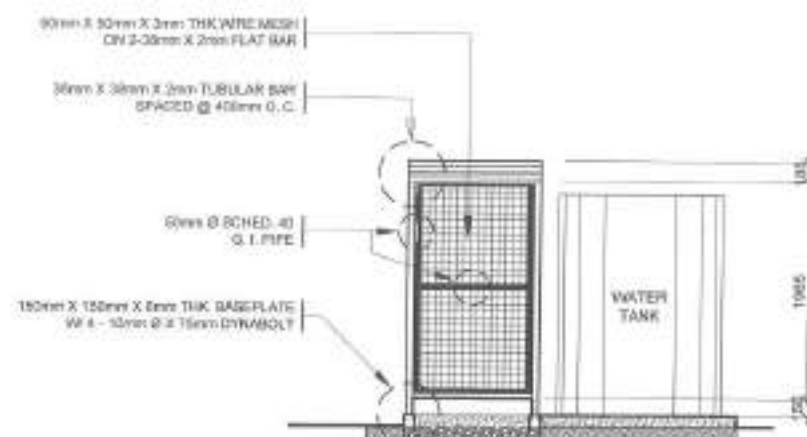
SHEET CONTENT:  
ROOF PLAN  
(DEFENSOR BUILDING -  
KITCHEN AREA)  
PUMP ROOM FLOOR PLAN  
ROOF PLAN

CW-01  
0927



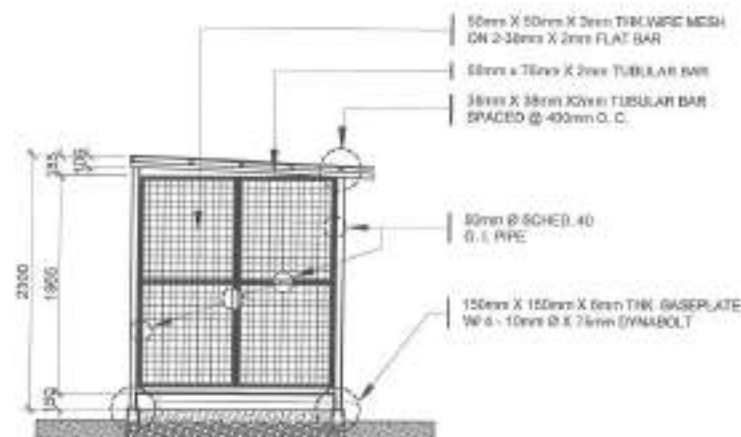
1 FRONT ELEVATION

SCALE:  
1: 50 METERS



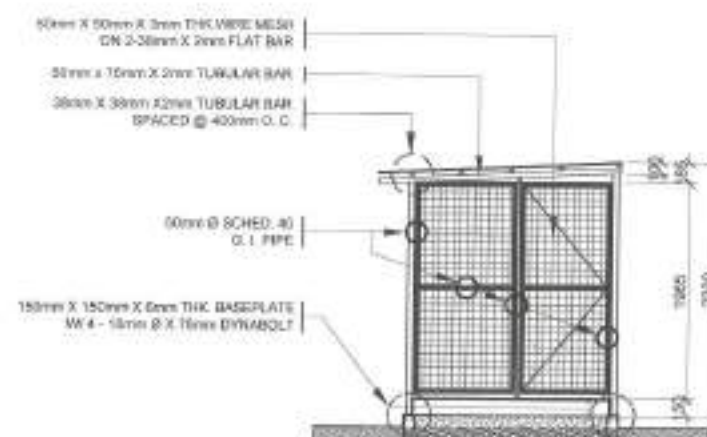
2 REAR ELEVATION

SCALE:  
1: 50 METERS



3 LEFT SIDE ELEVATION

SCALE:  
1: 50 METERS



4 RIGHT SIDE ELEVATION

SCALE:  
1: 40 METERS



Republic of the Philippines  
Department of Engineering  
Quezon City  
Office Address: Quezon City, Philippines  
Phone: (02) 861-1000  
Fax: (02) 861-1000  
Email: de@qcity.gov.ph

PROJECT TITLE  
PROPOSED REHABILITATION OF  
COMFORT ROOMS AND UPGRADING OF  
WATERLINE SYSTEM AT  
CAMARILLA ELEMENTARY SCHOOL

LOCATION  
BAYANGDAY SAN ROGUE, DISTRICT 8, QUEZON CITY

DATE

DESIGNED BY:

CHECKED BY: RDM

REVISION NO.:

SUBMITTED BY:

ENGR. FREDSWIND O. DE GUZMAN  
HEAD, PLANNING & DESIGN DIVISION

RECOMMENDING APPROVAL

ATTY. MARK DALE MARINO P. PERAL  
CITY ENGINEER

APPROVED BY:

HON. NA. JOSEFINA G. DELMONTÉ  
CITY MAYOR

SHEET CONTENT







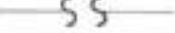





PUMP ROOM  
(FRONT ELEVATION  
REAR ELEVATION  
LEFT SIDE ELEVATION  
RIGHT SIDE ELEVATION)

SHEET NO.

CW-02  
10/27



1. ALL WORKS SHALL BE EXECUTED IN ACCORDANCE TO THE UNIFORM PLUMBING CODE OF THE PHILIPPINES, THE NATIONAL BUILDING CODE OF THE PHILIPPINES AND OTHER RELATED LAWS AND ORDINANCES OF THE CITY.
2. ALL WORKS SHALL BE SUPERVISED BY A REGISTERED PROFESSIONAL, RELATED TO THE ACTIVITIES BEING UNDERTAKEN.
3. ALL WORKS SHALL BE COORDINATED WITH THE INSPECTIVE TENDER(S) TO AVOID CONFLICTS DURING EXECUTION OF ACTIVITIES.
4. ALL NECESSARY PERMITS SHALL BE SECURED AND TURNED OVER TO THE CITY.
5. ALL DRAWINGS AND SPECIFICATIONS SHALL BE CORRECTLY REVIEWED BY THE CONTRACTOR AND SHALL IMMEDIATELY BE INFORMED IF DISCREPANCY (S) FOUND HEREON.
6. ALL DIMENSIONS, ELEVATIONS AND REFERENCES SHALL BE VERIFIED WITH THE ACTUAL CONDITION PRIOR TO EXECUTION.
7. SHOP DRAWINGS SHALL BE PROVIDED AS NECESSARY PRIOR TO THE EXECUTION.
8. ALL WORKS SHALL BE TESTED AND COMMISSIONED AS INDICATED IN THE SPECIFICATION WITH THE PRESENCE OF ALL PARTIES INVOLVED. RESULT SHALL BE DOCUMENTED PROPERLY.
9. ALL PIPES AND LAY-OUT AND ONLY DIMENSIONAL, ACTUAL LAYOUT OF PIPES AND FITTINGS, UNLESS OTHERWISE REQUIRED, SHALL BE PROPERLY CONCEALED.
10. NO PIPES SHALL BE ALLOWED TO BE EMERGED IN STRUCTURAL MEMBERS, UNLESS OTHERWISE APPROVED.
11. ALL PIPES, FITTINGS, EQUIPMENT AND FIXTURES SHALL MEET THE MINIMUM STANDARDS AS PER MATERIAL SPECIFICATION WITH THE SEAL OF APPROVAL OF THE DEPARTMENT OF TRADE AND INDUSTRY.
12. ALL PIPES, FITTINGS, EQUIPMENT AND FIXTURES SHALL BE INSTALLED IN ACCORDANCE TO MANUFACTURER'S SPECIFICATION AND INSTRUCTION.
13. SUPPORT AND HANGERS SHALL BE PROVIDED ACCORDINGLY.
14. ALL EQUIPMENT & FIXTURES SHALL BE WATER-EFFICIENT, PREFERRED (SUCH AS WATER-EFFICIENT FIXTURES).
15. WATERLINE:
  - 15.1. WATERLINE SHALL BE PPR TYPE.
  - 15.2. GATE VALVE SHALL BE PPR TYPE OR APPROVED EQUIVALENT.
  - 15.3. WATER METER SHALL BE ANY BRAND AND ACCEPTED BY THE WATER UTILITY COMPANY.
  - 15.4. ALL WATER PIPES EXPOSED TO WEATHER CONDITIONS SHALL BE MADE OF GI.
16. STORM DRAIN:
  - 16.1. ALL STORM DRAINAGE SLOPE SHALL BE WITHIN 0.5% TO 1%.
  - 16.2. STORM DRAINAGE LINE (DRAIN) AND SLOPE SHALL BE PVC, 200MM & ABOVE SHALL BE REINFORCED CONCRETE PIPE.
17. SEWER LINE:
  - 17.1. ALL SLOPE FOR SANITARY SHALL CONFORM AS IN SLOPE.
  - 17.2. SANITARY & VENT PIPE SHALL BE POLYVINYL CHLORIDE (PVC) OR THE APPROVED EQUIVALENT.
  - 17.3. CLEAN OUTS MUST BE PROVIDED FOR SANITARY VERTICAL PIPES AND EACH HORIZONTAL PIPE SHALL BE PROVIDED WITH A CLEAN OUT AT ITS UPPER TERMINAL, EVERY CHANGE IN DIRECTION AND EVERY 30M OF A STRAIGHT PIPE. CLEANOUTS CAN BE OMITTED IF THE EFFECTIVE LENGTH IS LESS THAN 1.0M.
  - 17.4. ALL DRAINAGE FIXTURE SHALL BE SUPPLIED WITH APPROPRIATE VENTILATION.
18. FIXTURES:
  - 18.1. WATER CLOSETS SHALL BE FREE STANDING TOILET COMMUNION, ROUND FRONT BOTTOM OUTLET, BURNER VORTEX OR WASH-DOWN BOWL WITH EXTENDED REAR GOLF AND GLOSS COULED TANK WITH COVER COMPLETE WITH FITTING AND MOUNTING ACCESSORIES AND WATER EFFICIENT.
  - 18.2. LAVATORY SHALL BE VITREOUS CHINA WALL HUNG WITH REAR OVERFLOW, FOOTST HANGER WITH INTEGRAL CHINA BRACKET, COMPLETE WITH STAINLESS STEEL LEVER TYPE HEAVY DUTY FAUCET, SUPPLY PIPES, P-TRAP AND MOUNTING ACCESSORIES.
  - 18.3. URINAL SHALL BE VITREOUS CHINA WALL HUNG WASH-DUT URINAL WITH EXTENDED SIFLED AND INTEGRAL FLUSH BRACKET, CONCEALED WALL HANGER FIXTURES, TANK TOP SPUD COMPLETE FITTING AND MOUNTING ACCESSORIES, INCLUDING URINAL PARTITION.
  - 18.4. GRAB BARS SHALL BE PROVIDED ON ALL PWD TOILET AND SHALL BE MADE OF TUBULAR STAINLESS STEEL PIPE PROVIDED WITH SAFETY GRIP AND MOUNTING FLANGE.
  - 18.5. FLOOR DRAIN SHALL BE MADE OF STAINLESS STEEL TYPE, BRASS/BRASS TYPE, STAINLESS STEEL TYPE AND PROVIDED WITH DETACHABLE STAINLESS STRAINER, EXPANDED METAL LATH TYPE.
  - 18.6. TOILET PAPER HOLDER SHALL BE VITREOUS CHINA WALL MOUNTED. COLOR SHALL BE COORDINATE WITH THE ADJACENT FIXTURE AND FLOOR TILES.
  - 18.7. SOAP HOLDER SHALL BE VITREOUS CHINA WALL MOUNTED. COLOR SHALL BE COORDINATE WITH THE ADJACENT FIXTURE AND FLOOR TILES.
  - 18.8. FAUCET SHALL BE MADE OF STAINLESS STEEL LEVER TYPE HEAVY DUTY FOR INTERIOR USE.
  - 18.9. HOSE BIBB SHALL BE MADE OF STAINLESS STEEL LEVER TYPE HEAVY DUTY.
  - 18.10. KITCHEN DRAIN FAUCET SHALL BE MADE OF STAINLESS STEEL LEVER TYPE HEAVY DUTY COORDE NICK TYPE WITH COMPLETE ACCESSORIES.

	LAVATORY
	WATER CLOSET
	FLOOR DRAIN
	KITCHEN SINK
	CLEAN OUT
	HOSE BIBB
	TAPPING POINT
	DOWNSPOUT
	ROOF DRAIN
	END CAP
	SANITARY LINE
	WATERLINE

1

## GENERAL NOTES

SCALE:  
NOT TO SCALE

2

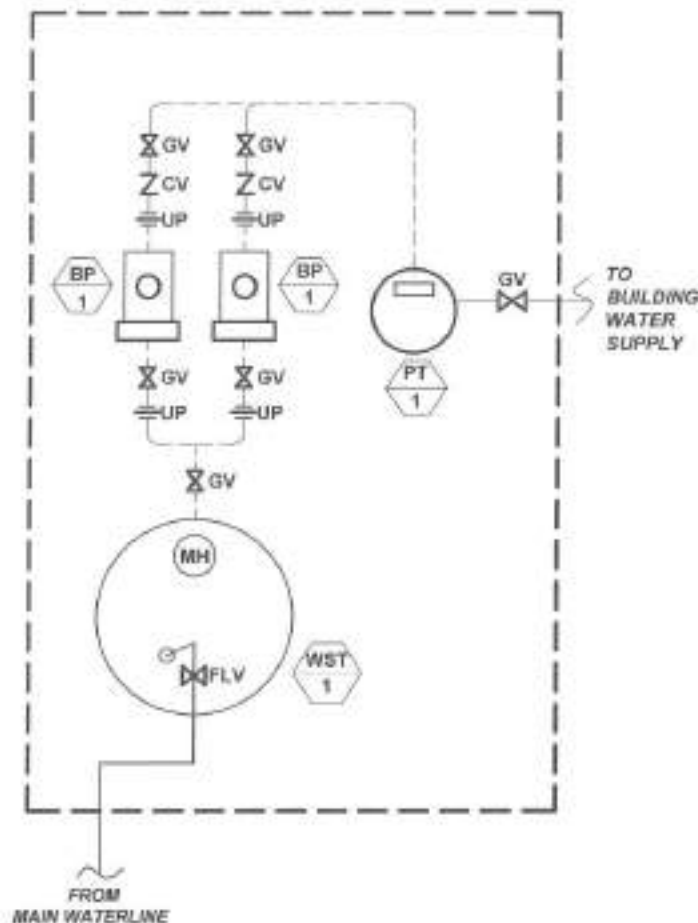
## LEGEND AND SYMBOLS

SCALE:  
NOT TO SCALE

Regulating Office  
Legislated Office  
**DEPARTMENT OF ENGINEERING**  
Quezon City, Philippines  
Office Address: 11th Floor, Quezon City Hall  
Contact: (02) 8661-1000

PROJECT TITLE	DATE	SUBMITTED BY:	RECOMMENDING APPROVAL	APPROVED BY:	SHEET CONTENT:	SHEET NO.
PROPOSED REHABILITATION OF COMFORT ROOMS AND UPGRADE OF WATERLINE SYSTEM AT CAMARILLA ELEMENTARY SCHOOL	DESIGNED BY: 	 DRAWN BY: DOR CHECKED BY: RGN	 ENGR. FREDERICKO B. DE GUZMAN HEAD, PLUMBING DESIGN DIVISION	 ATTY. MARK DALE D. PERRAL CITY ENGINEER	 HON. RA. JOSEFINA G. BELMONT CITY MAYOR	GENERAL NOTES LEGEND AND SYMBOLS
LOCATION: BAMANTAY SAN ROQUE, DISTRICT 3, QUEZON CITY	REVISION NO.:					PL-01 11/27





DESIGNATION	LOCATION	QUANTITY	DESCRIPTION	REMARKS
 BOOSTER PUMP	BESIDE WATHAY BUILDING	2	CENTRIFUGALLY END SUCTION, CAST IRON CONSTRUCTION, HARD PLASTIC IMPELLER, DOUBLE MECHANICAL SEAL WITH A CAPACITY OF 88 GPM AGAINST 133 FT. TOTAL DYNAMIC HEAD, CLOSE COUPLED TO A 2 HP, 220 V, 18.85 HZ HIGH EFFICIENT MOTOR, COMPLETE WITH ELECTRODES, ALTERNATOR AND OTHER ACCESSORIES NEEDED FOR AUTOMATIC OPERATION, WITH PUMP CONTROLLER FOR AUTOMATIC AND ALTERNATE OPERATION.	UNIT SHALL EQUIPPED WITH PUMP CONTROLLER FOR AUTOMATIC AND ALTERNATE OPERATIONS
 PRESSURE TANK	BESIDE WATHAY BUILDING	1	STAINLESS STEEL G. A. # 14 WITH A CAPACITY OF 110 GAL. COMPLETE WITH INLET PORT, OUTLET PORT, PRESSURE GAUGE AND PRESSURE SWITCH SET AT 80 PSI OUT IN / OUT OFF PRESSURE.	CONTRACTOR SUPPLY AND INSTALL LOCALLY FABRICATED AND FACTORY TESTED AT 100 PSI MAX RATING.
 WATER STORAGE TANK	BESIDE WATHAY BUILDING	1	STAINLESS STEEL CONSTRUCTION, 8MM THK. WITH A CAPACITY OF 1000 GAL. COMPLETE WITH MAN-HOLE, INLET AND OUTLET PORTS, VENT DRAIN PORT AND MAN-HOLE COVER.	CONTRACTOR SUPPLY AND INSTALL REFER TO STRUCTURAL PLANS FOR DETAILS AND MOUNTING.

## 1 WATERTANK DETAIL

## 2 SCHEDULE OF EQUIPMENT



Republic of the Philippines  
Department of Engineering  
University of the Philippines  
Diliman, Quezon City 1101  
Tel: (632) 3756-8888  
Fax: (632) 3756-8888

PROJECT TITLE  
PROPOSED REHABILITATION OF  
COMFORT ROOMS AND UPGRADING OF  
WATERLINE SYSTEM AT  
CAMARELA ELEMENTARY SCHOOL  
LOCATION:  
BARKADAY SAN ROQUE, DISTRICT 3, QUEZON CITY

DATE  
DESIGNED BY:  
4  
DRAWN BY: DECT  
CHECKED BY: REN  
REVISION NO.:

SUBMITTED BY:  
ENGR. FREDERICK L. DE GUZMAN  
HEAD, PLANNING & DESIGN DIVISION

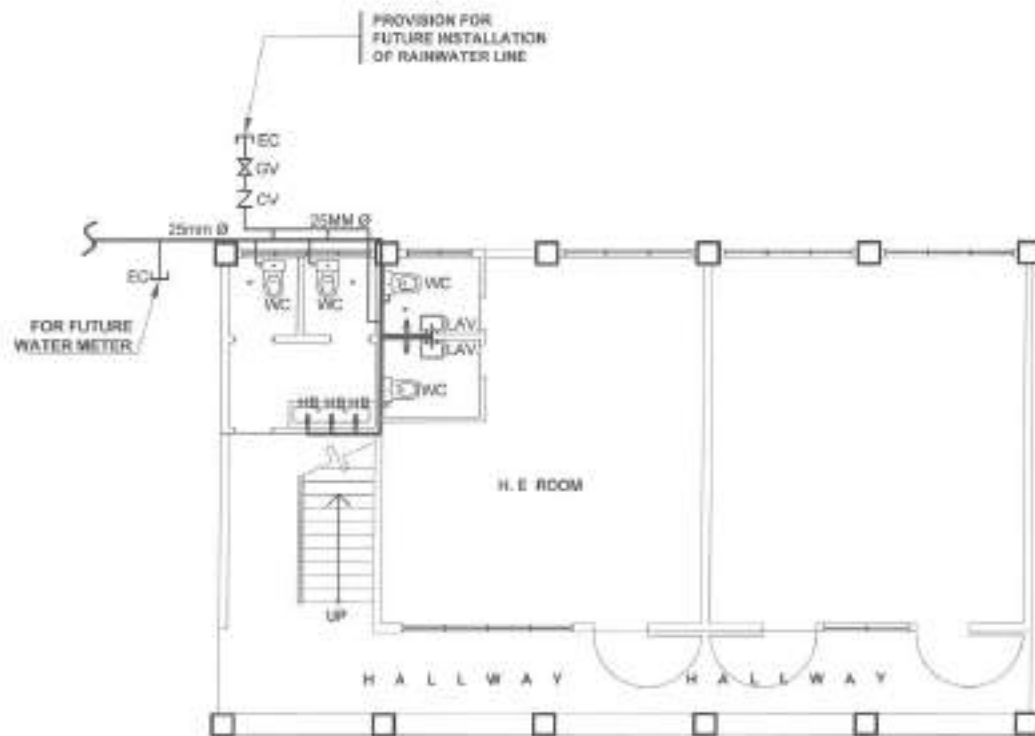
RECOMMENDING APPROVAL  
ATTY. MARK DALE ARMAND P. FERRAL  
CITY ENGINEER

APPROVED BY:  
HON. MA. JOSEFINA G. BELMONTA  
CITY MAYOR

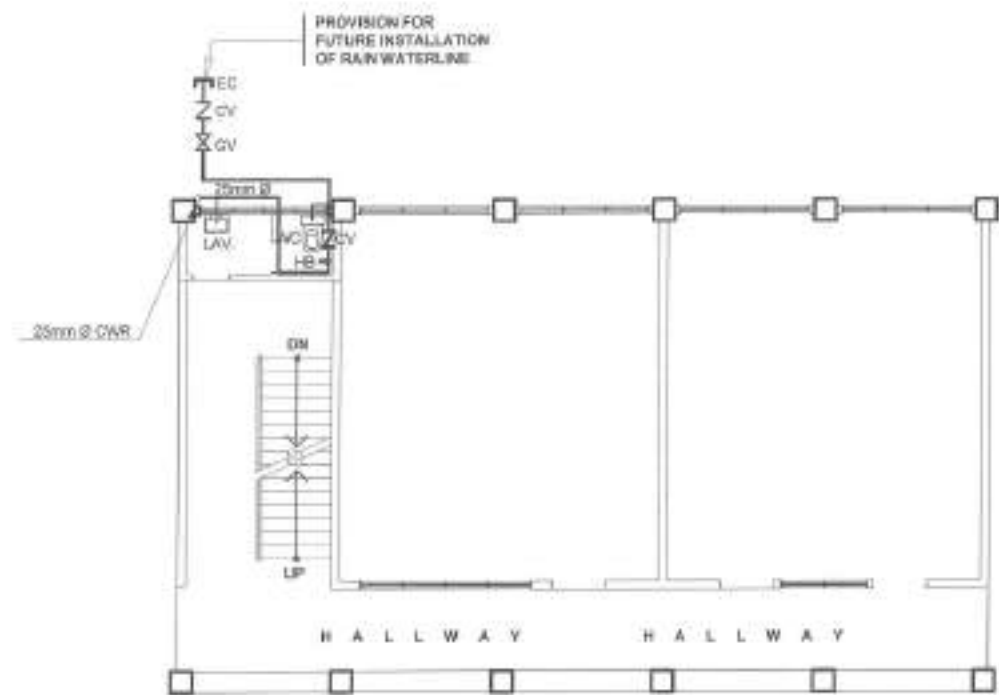
SHEET CONTENT:  
WATERTANK DETAIL  
SCHEDULE OF  
EQUIPMENT

SHEET NO.  
PL-02  
12/27



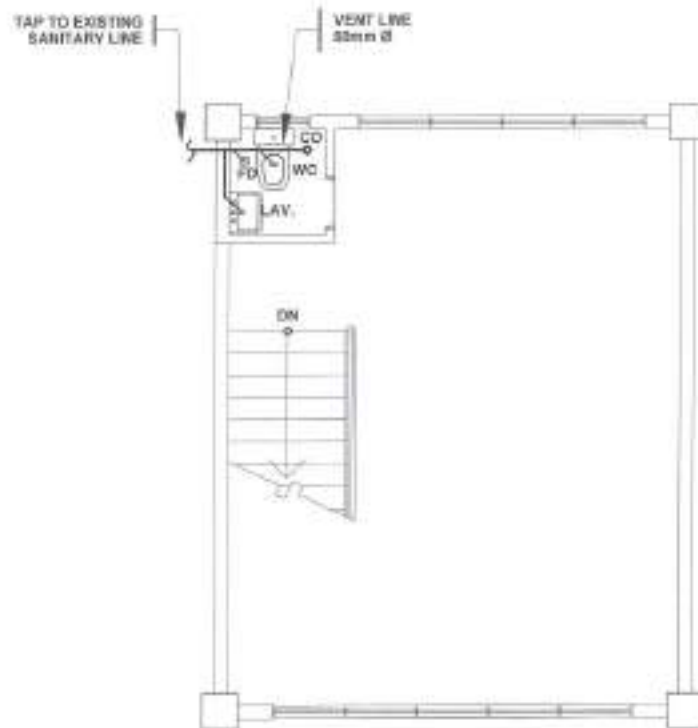


NOTE:  
- REPLACEMENT OF ALL PLUMBING FIXTURE  
AND REPIPING OF WATERLINE



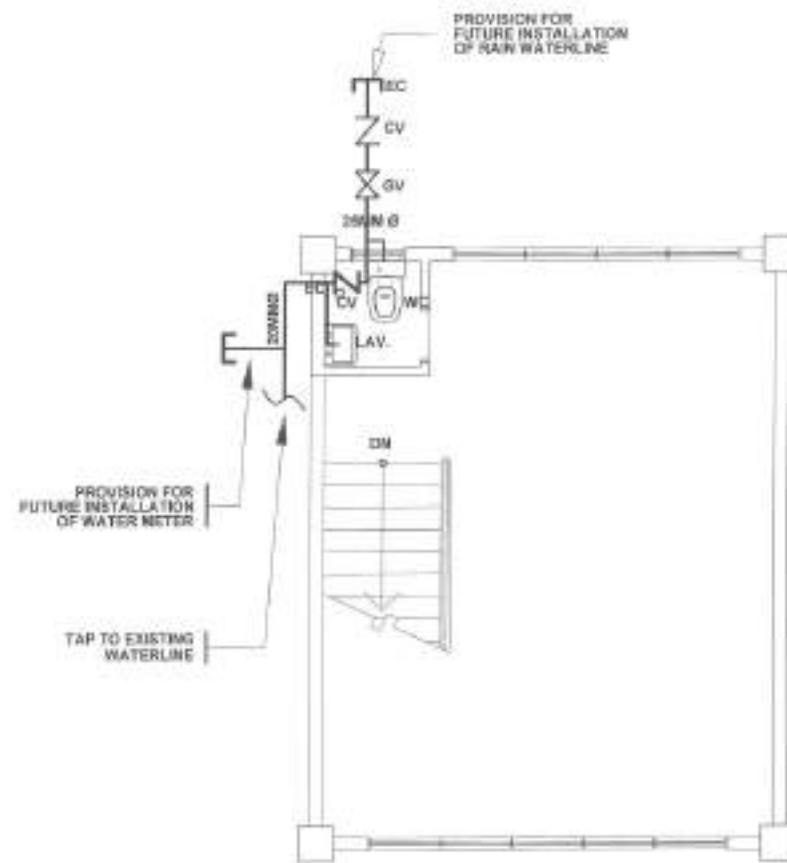
NOTE:  
- REPLACEMENT OF ALL PLUMBING FIXTURE  
AND REPIPING OF WATERLINE

1 GROUND FLOOR WATERLINE LAYOUT ( COSETENG BUILDING )	2 THIRD FLOOR WATERLINE LAYOUT ( COSETENG BUILDING )
<div data-bbox="74 1404 436 1534">  <p>Republic of the Philippines Department of Engineering Quezon City</p> </div> <div data-bbox="436 1404 1158 1534"> <p>PROJECT TITLE PROPOSED REHABILITATION OF COMFORT ROOMS AND UPGRADE OF WATERLINE SYSTEM AT CAMARILLA ELEMENTARY SCHOOL</p> <p>DATE DESIGNED BY: DRAWN BY: CHECKED BY:</p> <p>LOCATION BARANGAY BONGRODOL, DISTRICT 5, QUEZON CITY</p> <p>REVISION NO.:</p> </div>	<div data-bbox="1158 1404 2205 1534"> <p>SCALE: 1: 100 METERS</p> <p>SCALE: 1: 100 METERS</p> <p>RECOMMENDING APPROVAL ATTY. MARK DALE MANONDO P. FERRAL CITY ENGINEER</p> <p>APPROVED BY: HON. MA. JOSEFINA G. BELMONTTE CITY MAYOR</p> <p>SHEET CONTENT GROUND FLOOR WATERLINE LAYOUT COSETENG BUILDING THIRD FLOOR WATERLINE LAYOUT COSETENG BUILDING</p> <p>SHEET NO. PL-04 14/27</p> </div>



NOTE:

- REPLACEMENT OF ALL PLUMBING FIXTURE AND REPIPING OF SANITARY LINE



NOTE:

- REPLACEMENT OF ALL PLUMBING FIXTURE AND REPIPING OF WATERLINE

1

## SECOND FLOOR SANITARY LAYOUT ( LALA SOTTO BUILDING )

SCALE:  
1: 100 METERS

2

## SECOND FLOOR WATERLINE LAYOUT ( LALA SOTTO BUILDING )

SCALE:  
1: 80 METERS



Quezon City, Philippines  
Department of Engineering  
Quezon City, Philippines  
Quezon City, Philippines  
Quezon City, Philippines

PROJECT TITLE  
PROPOSED REHABILITATION OF  
COMFORT ROOMS AND UPGRADING OF  
WATERLINE SYSTEM AT  
CABARELA ELEMENTARY SCHOOL  
LOCATION  
BARANGAY SAN ROQUE, DISTRICT 3, QUEZON CITY

DATE  
DESIGNED BY:  
DRAWN BY: DRY  
CHECKED BY: DRY  
REVISION NO:

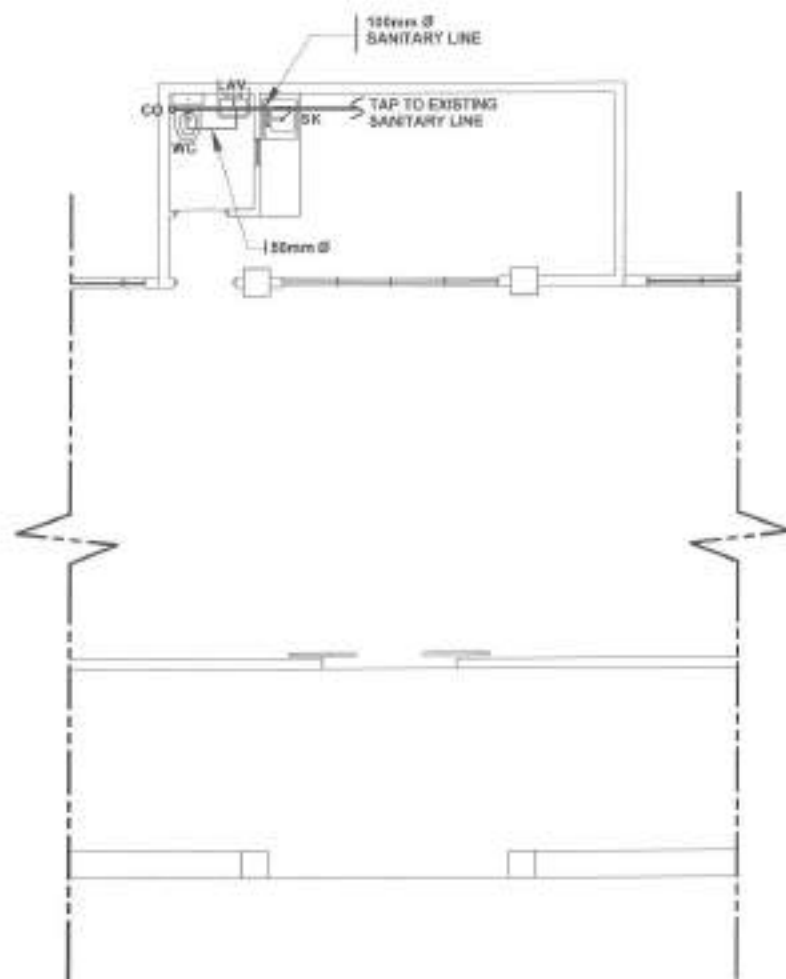
SUBMITTED BY:  
ENGR. FREDERICKA L. DE GUZMAN  
HEAD, PLANNING & DESIGN DIVISION

RECOMMENDING APPROVAL  
ATTY. MARK DALE DYAMOND P. PERALTA  
CITY ENGINEER

APPROVED BY:  
HON. MA. JOSEFINA S. BELMONTA  
CITY MAYOR

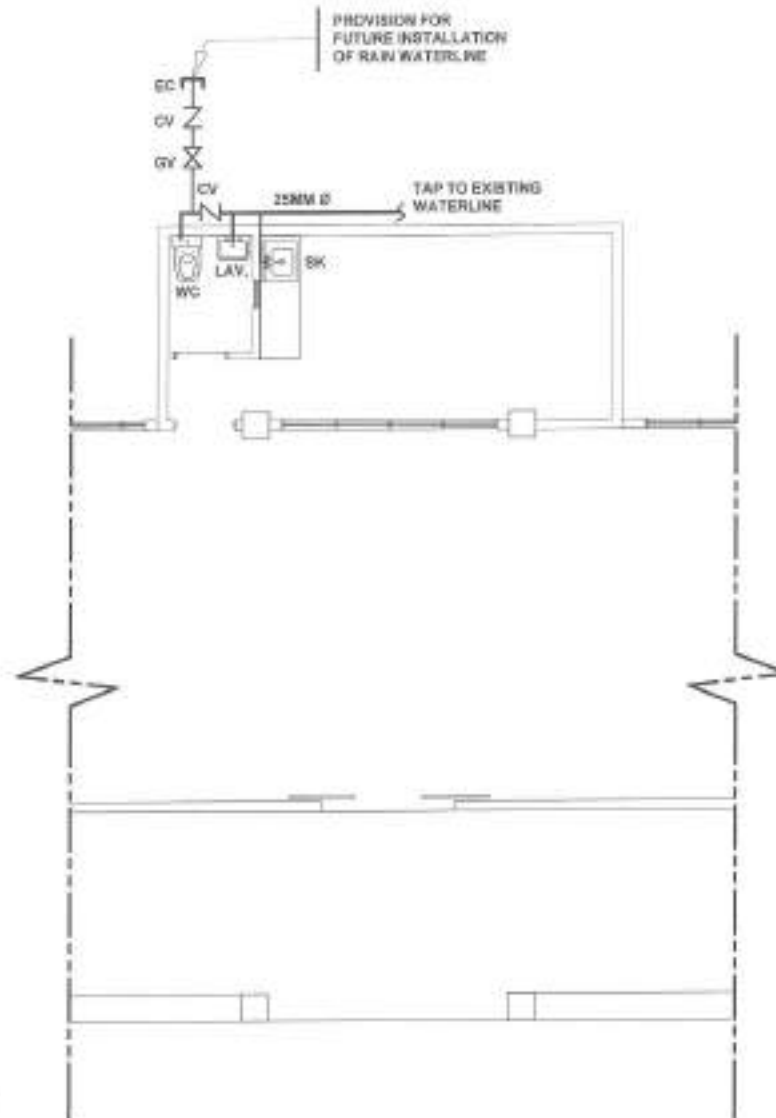
SHEET CONTENT  
SECOND FLOOR  
SANITARY LAYOUT  
(LALA SOTTO BUILDING)  
SECOND FLOOR  
WATERLINE LAYOUT  
(LALA SOTTO BUILDING)

SHEET NO.  
PL-05  
15/27



NOTE:

- REPLACEMENT OF ALL PLUMBING FIXTURE AND REPIPING OF SANITARY LINE



NOTE:

- REPLACEMENT OF ALL PLUMBING FIXTURE AND REPIPING OF WATERLINE

1

## GROUND FLOOR SANITARY LAYOUT ( DEFENSOR BUILDING - KITCHEN AREA )

2


## GROUND FLOOR WATERLINE LAYOUT ( DEFENSOR BUILDING - KITCHEN AREA )

SCALE  
1: 80 METERS




Republika ng Pilipinas  
Lungsod ng Quezon  
**DEPARTMENT OF ENGINEERING**  
The Center for Engineering Education and Research  
Quezon City, Philippines  
Tel: (02) 869-6900  
Fax: (02) 869-6901  
Email: deeng@deped.gov.ph

PROJECT TITLE	DATE	SUBMITTED BY:	RECOMMENDING APPROVAL	APPROVED BY:	SHEET CONTENT:	SHEET NO.
PROPOSED REHABILITATION OF COMFORT ROOMS AND UPGRADING OF WATERLINE SYSTEM AT CAMARELA ELEMENTARY SCHOOL	DESIGNED BY:	DRAWN BY: DECT	ENGR. FREDERICK M. DE GUZMAN HEAD, PLANNING & DESIGN DIVISION	ATTY. MARK DALE DIAMOND P. PERAL CITY ENGINEER	MCW. MA. JOSEFINA S. BELMONT CITY MAYOR	GROUND FLOOR SANITARY LAYOUT DEFENSOR BUILDING  GROUND FLOOR WATERLINE LAYOUT DEFENSOR BUILDING
LOCATION: BARANGAY SAN ROQUE, DISTRICT 3, QUEZON CITY	REVISION NO:					PL-06 16/27

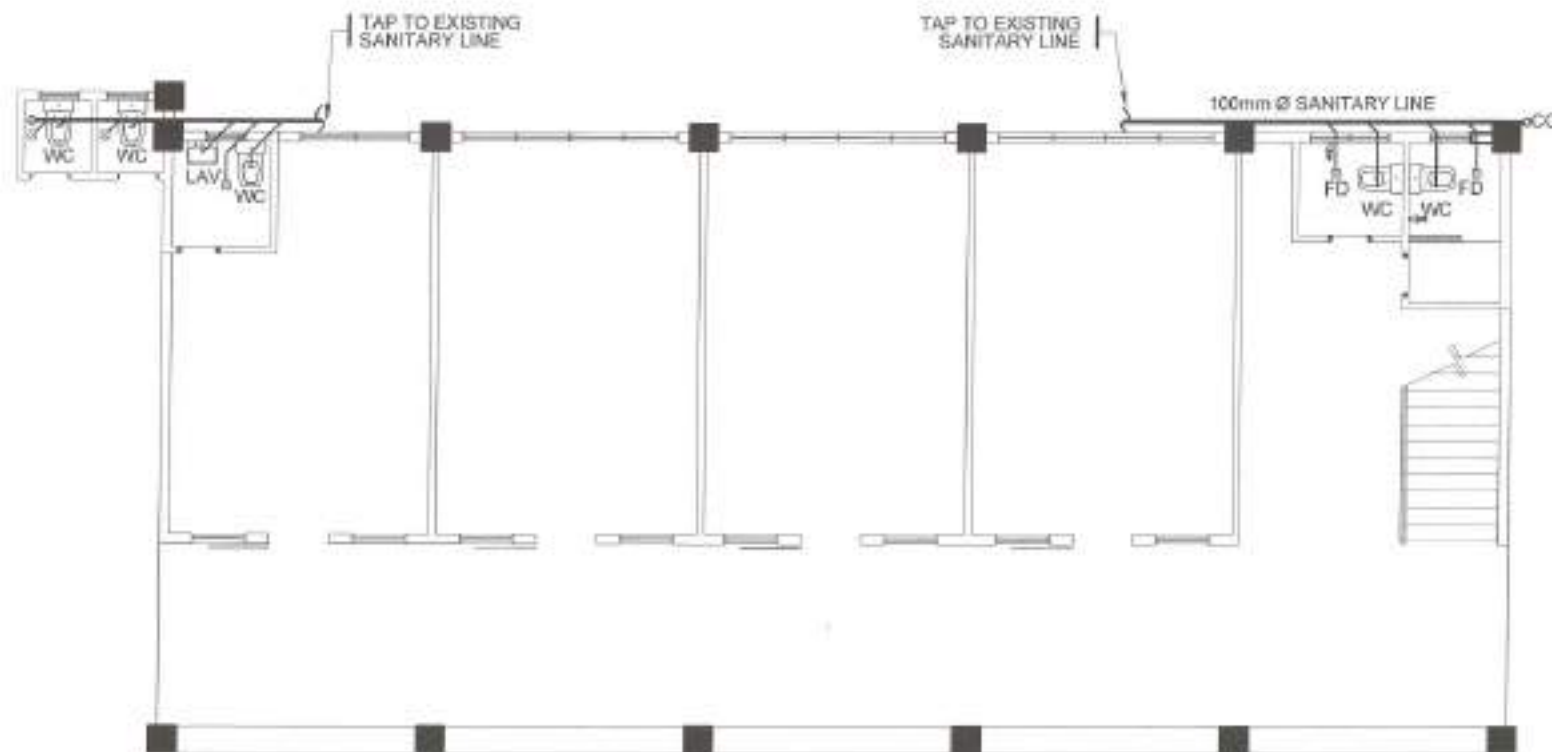


# 1 ROOF STORM DRAINAGE LAYOUT ( DEFENSOR BUILDING - KITCHEN AREA )

SCALE  
1 : 80 METERS

 <p>Republic of the Philippines Department of Engineering Civil Engineering Division Office Quezon City, Philippines Telephone: (02) 594-1000</p>	PROJECT TITLE	DATE	SUBMITTED BY:	RECOMMENDING APPROVAL	APPROVED BY:	SHEET CONTENT	SHEET NO.
	<p>PROPOSED REHABILITATION OF COMFORT ROOMS AND UPGRADING OF WATERLINE SYSTEM AT CAMARILLA ELEMENTARY SCHOOL</p> <p>LOCATION: BARANGAY SAN MIGUEL, DISTRICT 3, QUEZON CITY</p>	<p>DESIGNED BY:</p> <p>REVISION NO.:</p>					
		<p>CHECKED BY: REV</p>	<p>ENGR. FREDERICKA L. DE GUZMAN HEAD, PLANNING &amp; DESIGN DIVISION</p>	<p>ATTY. MARK DALE DOMINIC P. FERRAL CITY ENGINEER</p>	<p>HON. MA. JOSEFINA G. BELMORTE CITY MAYOR</p>	<p>ROOF STORM DRAINAGE LAYOUT (DEFENSOR BUILDING KITCHEN AREA)</p>	<p>PL-07 17/27</p>






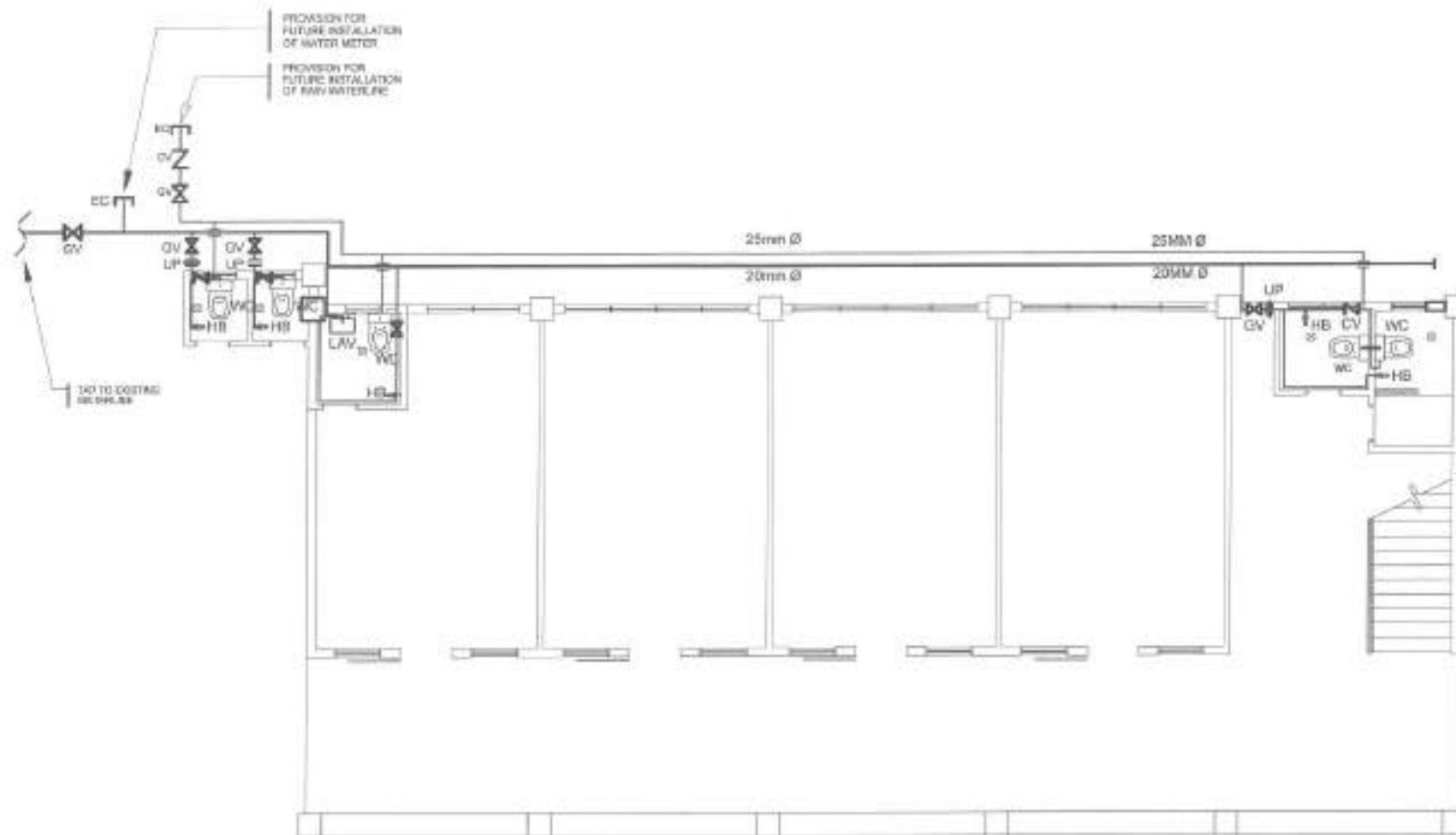
NOTE:

- REPLACEMENT OF ALL PLUMBING FIXTURE AND REPIPING OF SANITARY LINE

# 1 GROUND FLOOR SANITARY LAYOUT ( DENNIS ROLDAN BUILDING )

SCALE:  
1:30 METERS

 <div>Republic of the Philippines Lungsod ng Cagayan <b>DEPARTMENT OF ENGINEERING</b> City Engineer's Office (Cagayan, Philippines) Office Code: 10000000000000000000 Website: 10000000000000000000 E-mail address: 10000000000000000000</div>	PROJECT TITLE		DATE	SUBMITTED BY:		RECOMMENDING APPROVAL	APPROVED BY:	SHEET CONTENT	SHEET NO.	
	PROPOSED REHABILITATION OF COMFORT ROOMS AND UPGRADING OF WATERLINE SYSTEM AT CAMARILLA ELEMENTARY SCHOOL.		DESIGNED BY: <div>9</div>	<div><div><div>DES</div></div><div>DRAWN BY</div></div> <div><div><div>RES</div></div><div>CHECKED BY</div></div>	<div><div><div></div></div><div>ENGR. FREDERICK D. DE GUZMAN</div><div>HEAD, PLANNING &amp; DESIGN DIVISION</div></div>		<div><div><div></div></div><div>ATTY. MARK DALE MARINO P. FERRAL</div><div>CITY ENGINEER</div></div>	<div><div><div></div></div><div>HON. MA. JOSEFINA G. BELMONT</div><div>CITY MAYOR</div></div>	GROUND FLOOR WATERLINE LAYOUT ( DENNIS ROLDAN BUILDING )	<div>PL-08</div> <div>18/27</div>
	LOCATION: BARANGAY CAMARILLA, DISTRICT 3, CAGAYAN CITY		REVISION NO.:							



NOTE:

- REPLACEMENT OF ALL PLUMBING FIXTURE AND REPIPING OF WATERLINE

# 1 GROUND FLOOR WATERLINE LAYOUT ( DENNIS ROLDAN BUILDING )

SCALE:  
1: 50 METERS



Engineering Division  
Quezon City, Philippines  
DEPARTMENT OF ENGINEERING  
Quezon City, Philippines  
Quezon City, Philippines  
Quezon City, Philippines

PROJECT TITLE	DATE	SUBMITTED BY	RECOMMENDING APPROVAL	APPROVED BY	SHEET CONTENT	SHEET NO.
PROPOSED REHABILITATION OF COMFORT ROOMS AND UPGRADING OF WATERLINE SYSTEM AT CAMARELLA ELEMENTARY SCHOOL	DESIGNED BY: <i>[Signature]</i> CHECKED BY: <i>[Signature]</i>	ENGR. FREDERICK A. DE GUZMAN HEAD, PLUMBING DESIGN DIVISION	ATTY. MARK DAVID DIONISIO P. PERRAL CITY ENGINEER	HON. MA. JOSEFINA G. DELMONTA CITY MAYOR	GROUND FLOOR WATERLINE LAYOUT ( DENNIS ROLDAN BUILDING )	PL-09 19/27
LOCATION: BARANGAY SAN ROQUE, DISTRICT 3, QUEZON CITY	REVISION NO:					



1. ALL ELECTRICAL WORKS SHALL BE DONE IN ACCORDANCE WITH THE PROVISIONS OF THE LATEST EDITION OF THE PHILIPPINE ELECTRICAL CODE, THE LAWS AND ORDINANCES OF THE LOCAL CODE ENFORCING AUTHORITIES AND THE REQUIREMENTS OF THE LOCAL POWER AND TELEPHONE UTILITY COMPANY.
2. THE CONTRACTOR SHALL SECURE ALL PERMITS AND PAY ALL FEES REQUIRED FOR THE WORK AND SHALL FURNISH THE OWNER THROUGH THE ENGINEER, FINAL CERTIFICATION OF ELECTRICAL INSPECTION AND APPROVAL FROM PROPER GOVERNMENT AUTHORITIES FOR COMPLETION OF WORK.
3. ALL EXPOSED BRANCH CIRCUITS SHALL BE PVC CONDUITS AND FOR EXPOSED INSTALLATION SHALL BE BNC SUPPORTED BY CONDUIT CLAMPS EVERY 300 MILLIMETERS.
4. PULL BOXES SHALL BE PROVIDED BY THE CONTRACTOR WHEREVER NECESSARY TO FACILITATE WIRE PULLING EVEN IF THERE ARE NOT INDICATED ON THE PLANS. SIZING OF ALL PULL BOXES SHALL BE COMPUTED BASED ON THE CODE REQUIREMENTS. SUBMIT SHOP DRAWINGS TO THE ENGINEER FOR APPROVAL PRIOR TO PARALLEL LOCATION OF PULL BOXES SHALL BE APPROVED BY THE ARCHITECT/ENGINEER AND MUST BE REFLECTED ON THE "AS BUILT" PLAN.
5. ALL POWER OUTLETS AND SWITCHES SHALL BE INSULATED TYPE WITH RECESSED SLOTS FOR 200 V.
6. PROVIDE GROUND FAULT CURRENT INTERRUPTER CIRCUIT BREAKER FOR LOADS MARKED "GFI" ON THE PLAN.
7. ALL METALLIC CONDUITS, CABINETS AND EQUIPMENT SHALL BE PROPERLY GROUNDING AND BONDED.
8. UNLESS OTHERWISE NOTED, MOUNTING HEIGHT FOR WALL MOUNTED DEVICES SHALL BE AS FOLLOWS:

8. REFER TO MECHANICAL, PLUMBING AND FIRE PROTECTION DRAWINGS FOR SIZES AND LOCATIONS OF EQUIPMENT AS WELL AS THEIR CONTROL SEQUENCES AS SPECIFIED AND OR SHOWN UNDER THEIR RESPECTIVE SECTIONS.
9. ALL MATERIALS TO BE USED SHALL BE OF THE BEST QUALITY, BRAND-NAMES AS SPECIFIED.
10. THE DRAWINGS AND SPECIFICATIONS ARE INTENDED TO PRESENT GENERAL LAYOUT AND BROAD OUTLINE DESCRIPTION OF THE PROJECT BUT DO NOT NECESSARILY INDICATE DESCRIBED ACTUAL, LOCATION, LEVEL, AND DIMENSIONS OF THE EQUIPMENT. THE CONTRACTOR IS HEREBY REQUIRED TO MAKE SUCH ADJUSTMENT AT THE JOBSITE AS LOCATION, DISTANCES AND LEVELS ARE DETERMINED BY ACTUAL FIELD CONDITIONS.
11. ANY DISCREPANCY BETWEEN THE PLANS AND SPECIFICATIONS SHALL BE BROUGHT TO THE ATTENTION OF THE ENGINEER FOR CLARIFICATION OR CORRECTION.
12. ALL LIGHTING AND COMMENCEMENT OUTLET CIRCUITS SHALL BE 9-5.50, MIN. 7/8" DIA COPPER WIRE UNLESS OTHERWISE NOTED. MINIMUM SIZE OF WIRE SHALL BE 12-5.50, MIN. CONDUCTOR WIRE, ALL WIRING AND CABLES SHALL BE CONFORM TO CODES AS FOLLOWS:

LINE 1 - RED  
LINE 2 - YELLOW  
NEUTRAL - WHITE  
GROUND - GREEN

14. BOXES, WIRE, GUTTERS, ENCLOSURE SHALL BE FABRICATED FROM STEEL WITH THICKNESS AS FOLLOWS:  
BARS/BOXES WITH TOP OF THE WIRE: SURFACE STEEL  
UP TO INCLUDING 152.40 MM GA 16 PAINTED WITH METAL PRIMER EPOXY AND TOPCOAT  
OVER 152.40 MM BUT NOT OVER 407.50 GA 14 PAINTED WITH METAL PRIMER EPOXY AND TOPCOAT  
OVER 407.50 MM BUT NOT OVER 762.00 GA 12 PAINTED WITH METAL PRIMER EPOXY AND TOPCOAT  
OVER 762.00 MM GA 10 PAINTED WITH METAL PRIMER EPOXY AND TOPCOAT
15. ALL ELECTRICAL WORKSHOPS SHALL BE CONDUCTED BY EXPERIENCED MEN UNDER THE DIRECT SUPERVISION OF A FULL TIME LICENSED ELECTRICAL ENGINEER AND A FULLY ACCREDITED ELECTRICAL CONTRACTOR (BY ROAD). WORKS SHALL BE NEATLY PLACED, SECURELY FASTENED AND PROPERLY FINISHED.
16. TYPE OF SERVICE ENTRANCE SHALL BE SINGLE PHASE, TWO-WIRE PLUS GROUND, 60 HERTZ, 200V AC NOMINAL.
17. CONDUITS INTO CASE SHALL THERE BE MORE THAN THE EQUIVALENT OF FOUR QUARTER BENDS IN ANY ONE RUN. ALL CONDUIT BENDS SHALL BE FIELD MADE BY USING HYDRAULIC BENDERS. MINIMUM BENDING RADIUS MUST BE IN ACCORDANCE TO THE CODE REQUIREMENTS.
18. UPON COMPLETION OF ELECTRICAL CONSTRUCTION WORK, INSULATION RESISTANCE TEST AND FUNCTIONALITY TEST SHALL BE PERFORMED BY THE CONTRACTOR INCLUSIVE OF THE INSTALLATION TO BE AFFIXED IN DETAILS ON FORM APPROVED BY THE DUBAI CITY & GOVERNMENT DEPARTMENT REPRESENTATIVE. THE GROUND RESISTANCE FOR ELECTRICAL SYSTEMS SHALL NOT BE MORE THAN 5 OHMS. COMMUNICATION GROUNDING RESISTANCE SHALL NOT EXCEED 2 OHMS.

## 2 MISCELLANEOUS DETAIL

•S	ONE GANG SWITCH		300mm X 1200mm SURFACE MOUNTED BOX TYPE LIGHTING FIXTURE W/ 2 - 18 WATTS DAYLIGHT TB LED TUBE
•2S#b	TWO GANG SWITCH		
•3S#bc	THREE GANG SWITCH		
	10 WATTS LED BULB W/ RECEPTACLE		300mm X 1200mm SURFACE MOUNTED BOX TYPE LIGHTING FIXTURE W/ 1-18 WATTS DAYLIGHT TB LED TUBE
	PANELBOARD		
	CIRCUIT HOME RUN		
			ENCLOSED CIRCUIT BREAKER

## 1 | GENERAL NOTES

### 3 | LEGEND AND SYMBOLS



Republic of Vietnam  
 Long Binh Station  
**DEPARTMENT OF ENGINEERING**  
 (formerly Training and Civil Engineering School, Fort  
 Belvoir, Texas 77030)  
 Fort Belvoir, Texas 77030  
 Telephone: 714-455-4000  
 Telex: 455-4000

PROJECT TITLE	PROPOSED REHABILITATION OF COMFORT ROOMS AND UPGRADING OF WATERLINE SYSTEM AT CAMARILLA ELEMENTARY SCHOOL
---------------	---

DATE	
DESIGNED BY 	DRAWN BY:  CHECKED BY: 

SUBMITTED BY: 

RECOMMENDING APPROVAL

*[Signature]*

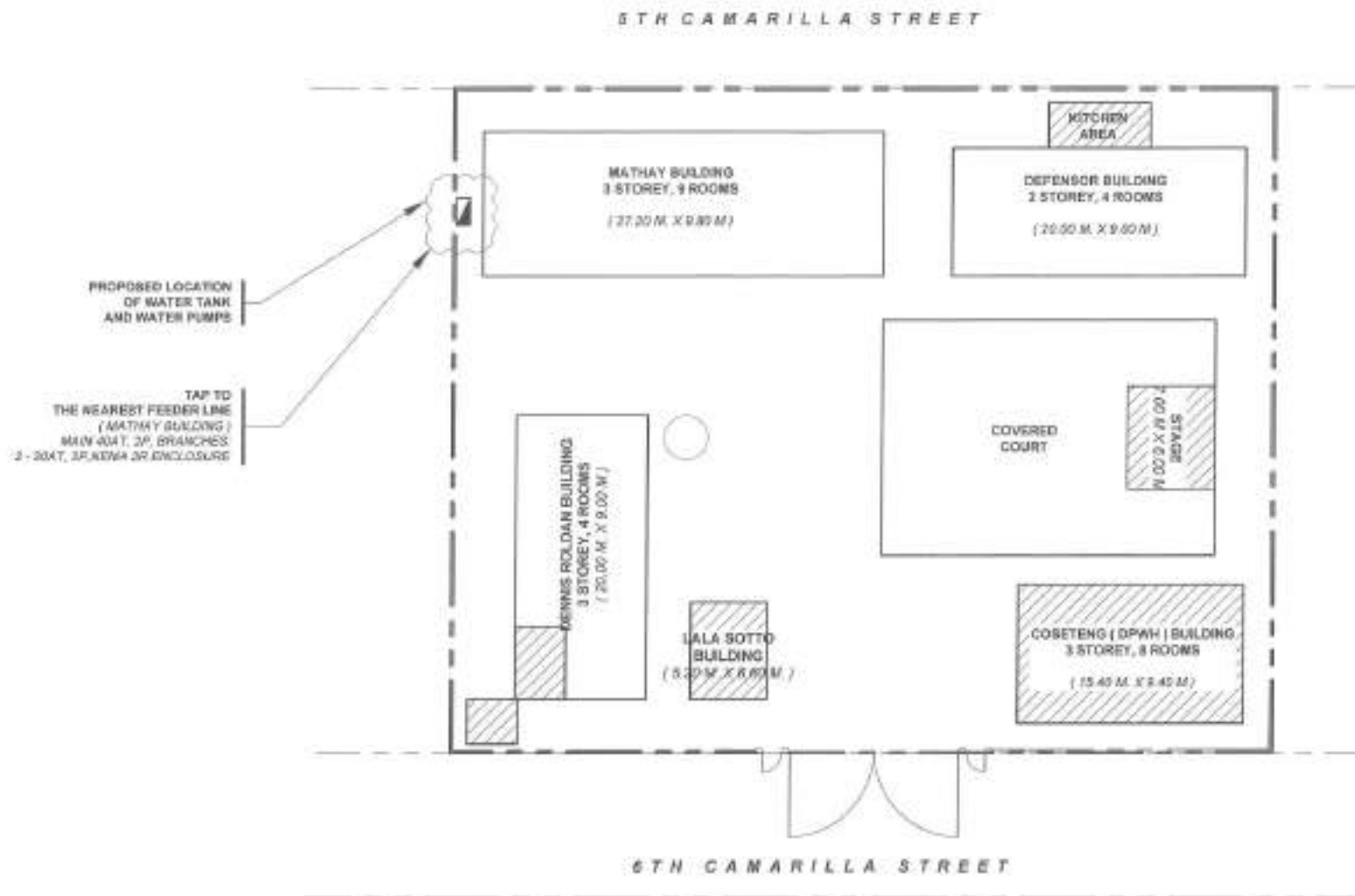
APPROVED BY:

SHEET CONTENT
GENERAL NOTES MISCELLANEOUS DETAIL

SHEET NO.

EL-01

20/27



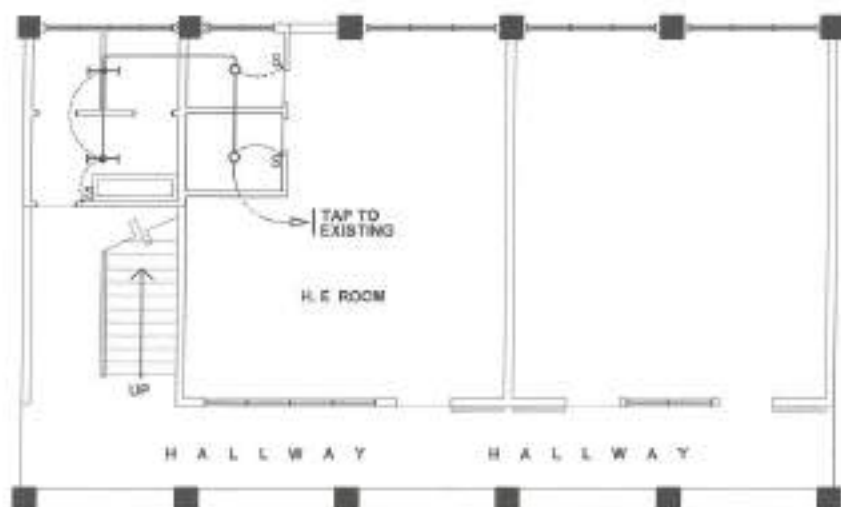
1

## WATER PUMP LAYOUT

SCALE  
1" = 60 METERS

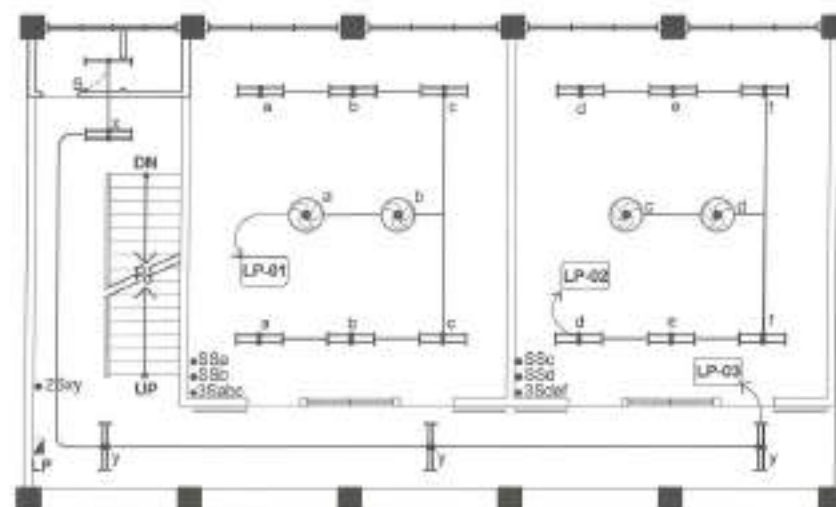
Bureau of Engineering  
Legazpi City  
DEPARTMENT OF ENGINEERING  
Bureau of Engineering, Legazpi City  
Bureau of Engineering, Legazpi City  
Bureau of Engineering, Legazpi City

PROJECT TITLE	DATE	SUBMITTED BY:	RECOMMENDING APPROVAL	APPROVED BY:	SHEET CONTENT	SHEET NO.
PROPOSED REHABILITATION OF COMFORT ROOMS AND UPGRADING OF WATERLINE SYSTEM AT CAMARILLA ELEMENTARY SCHOOL	DESIGNED BY:	ENGR. FREDWIN ABEL DE GUZMAN HEAD PLANNING & DESIGN DIVISION	ATTY. MARK GAGE DIAMOND P. FERRAL CITY CHATTEER	HON. MA. JOSEFINA G. BELMONTE CITY MAYOR	WATER PUMP LAYOUT	EL-02 21/27
LOCATION: BARANGAY DIV. RODRIGUEZ, DISTRICT 3, QUEZON CITY	REVISION NO.:					



NOTE:

- REPLACEMENT & REWIRING OF LIGHTING FIXTURES AND SWITCHES



NOTE:

- REPLACEMENT & REWIRING OF LIGHTING FIXTURES AND SWITCHES

1

# EXISTING GROUND FLOOR LIGHTING LAYOUT ( COSETENG BUILDING )

SCALE:  
1:100 METERS

2

# THIRD FLOOR ELECTRICAL LAYOUT ( COSETENG BUILDING )

SCALE:  
1:100 METERS



Republic of the Philippines  
Department of Engineering  
Office of the Director  
1001 Union Building, 8th Floor, Corner, Escolta Street,  
Manila, Philippines 1000  
Tel. (02) 526-1000  
Fax (02) 526-1000

PROJECT TITLE  
PROPOSED REHABILITATION OF  
COMFORT ROOMS AND UPGRADING OF  
WATERLINE SYSTEM AT  
CAMARILLA ELEMENTARY SCHOOL  
LOCATION:  
BARKINGAY CAMAROGUE, DISTRICT 3, QUEZON CITY

DATE  
DESIGNED BY:  
DRAWN BY: DBT  
CHECKED BY: DBT  
REVISION NO:

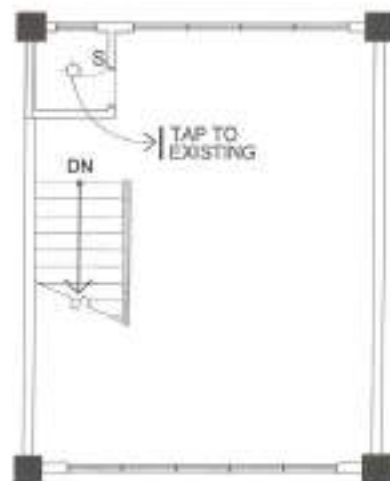
SUBMITTED BY:  
ENGR. FREDERICK A. DE GUZMAN  
HEAD, PLANNING & DESIGN DIVISION

RECOMMENDING APPROVAL  
ATTY. MARK DALE R. MOND P. FERRAL  
CITY ENGINEER

APPROVED BY:  
HON. RA. JOSEFINA G. BELMONTE  
CITY MAYOR

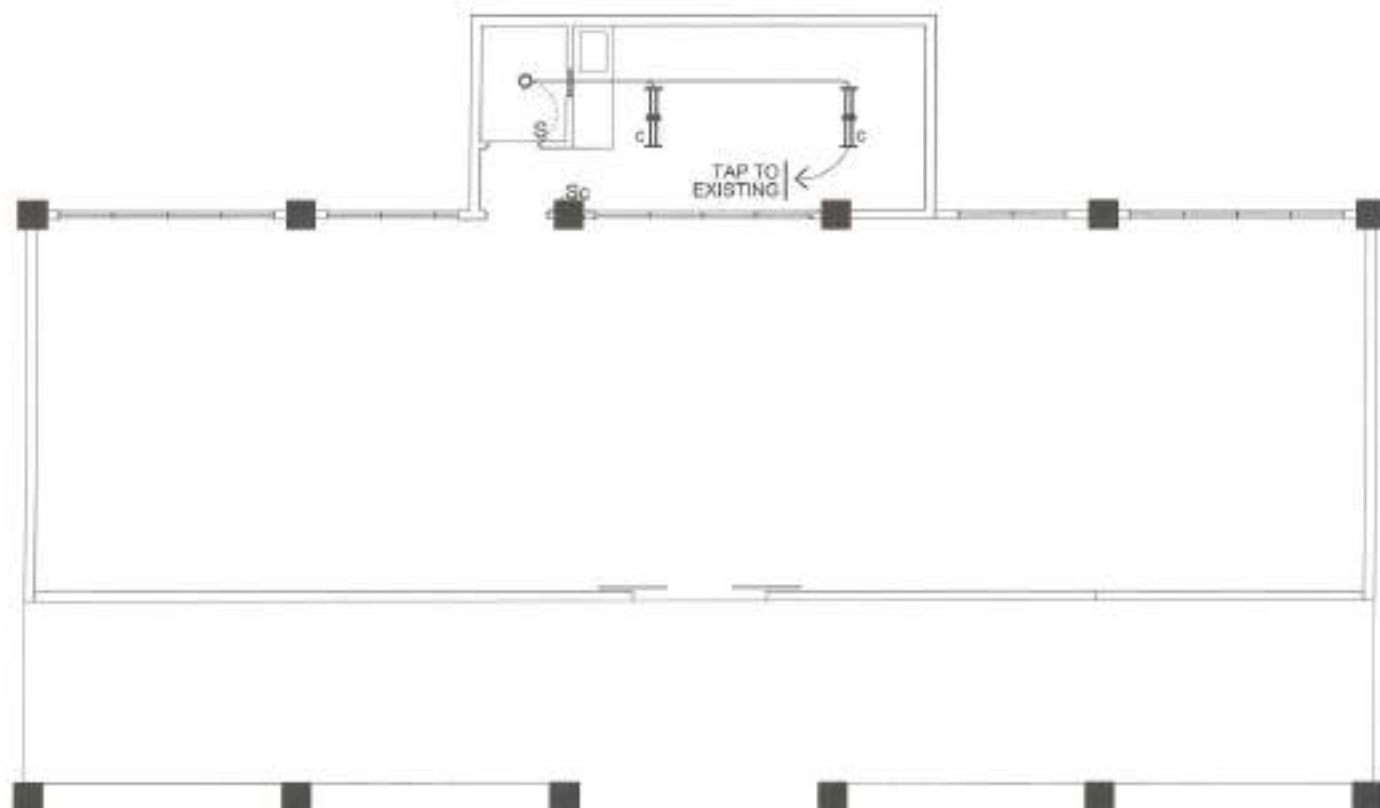
SHEET CONTENT:  
EXISTING GROUND FLOOR  
ELECTRICAL LAYOUT  
( COSETENG BUILDING )  
THIRD FLOOR  
ELECTRICAL LAYOUT  
( COSETENG BUILDING )

SHEET NO.  
EL-03  
22/27



NOTE:

- REPLACEMENT & REWIRING OF LIGHTING FIXTURES AND SWITCHES



NOTE:

- REPLACEMENT & REWIRING OF LIGHTING FIXTURES AND SWITCHES

1

## SECOND FLOOR LIGHTING LAYOUT ( LALA SOTTO BUILDING )

2

## GROUND FLOOR ELECTRICAL LAYOUT ( DEFENSOR BUILDING - KITCHEN AREA )



Replanning Division  
Lungsod ng Quezon  
DEPARTMENT OF ENGINEERING  
Quezon City, Quezon City  
Quezon City, Quezon City  
Quezon City, Quezon City

PROJECT TITLE  
PROPOSED REHABILITATION OF  
COMFORT ROOMS AND UPGRADING OF  
WATERLINE SYSTEM AT  
CAMARILLA ELEMENTARY SCHOOL  
LOCATION  
BARANGAY SAN ROQUE, DISTRICT 3, QUEZON CITY

DATE  
DESIGNED BY  
CHECKED BY  
REVISION NO.

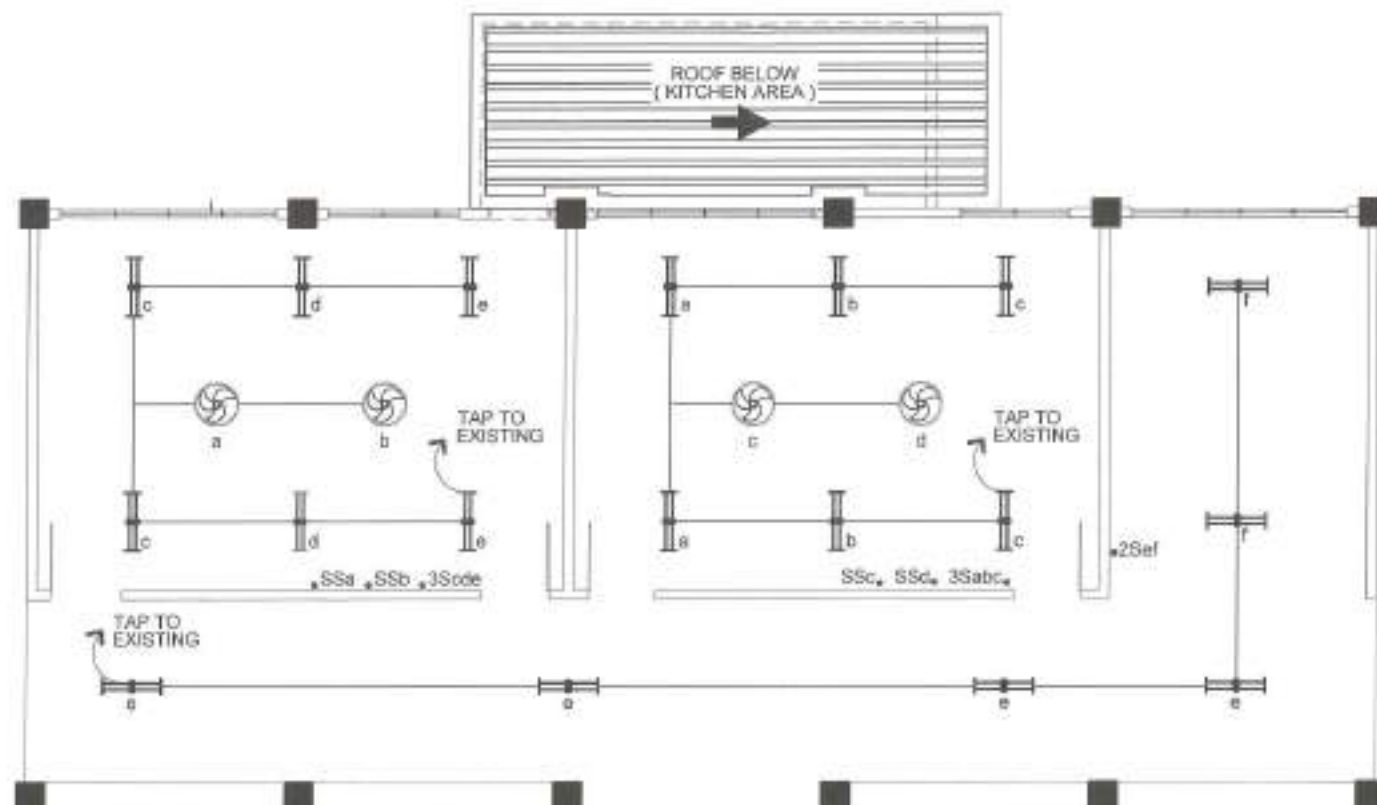
SUBMITTED BY  
ENGR. FREDERICK D. DE GUZMAN  
HEAD, PLANNING & DESIGN DIVISION

RECOMMENDING APPROVAL  
ATTY. MARK DALE DIAMOND P. PERRAL  
CITY SHERIFF

APPROVED BY  
HON. MA. JOSEFINA G. BELMONTE  
CITY MAYOR

SHEET CONTENT:  
SECOND FLOOR  
LIGHTING LAYOUT  
GROUND FLOOR  
ELECTRICAL LAYOUT  
(DEFENSOR BUILDING -  
KITCHEN)

SHEET NO.  
EL-04  
2327



NOTE:

- REPLACEMENT & REWIRING OF LIGHTING FIXTURES AND SWITCHES

# 1 SECOND FLOOR ELECTRICAL LAYOUT ( DEFENSOR BUILDING )



Republic of the Philippines  
Department of Engineering  
Office of the Director  
Office of the Director  
Office of the Director  
Office of the Director

PROJECT TITLE  
PROPOSED REHABILITATION OF  
COMFORT ROOMS AND UPGRADING OF  
WATERLINE SYSTEM AT  
CANARELLA ELEMENTARY SCHOOL  
LOCATION:  
BARANGAY SAN ROGUE, DISTRICT 4, QUEZON CITY

DATE  
DESIGNED BY  
DRAWN BY: DSE  
CHECKED BY: JDM  
REVISION NO:

PERMITTED BY:  
ENGR. FREDERICK O. DE GUZMAN  
HEAD, PLANNING & DESIGN DIVISION

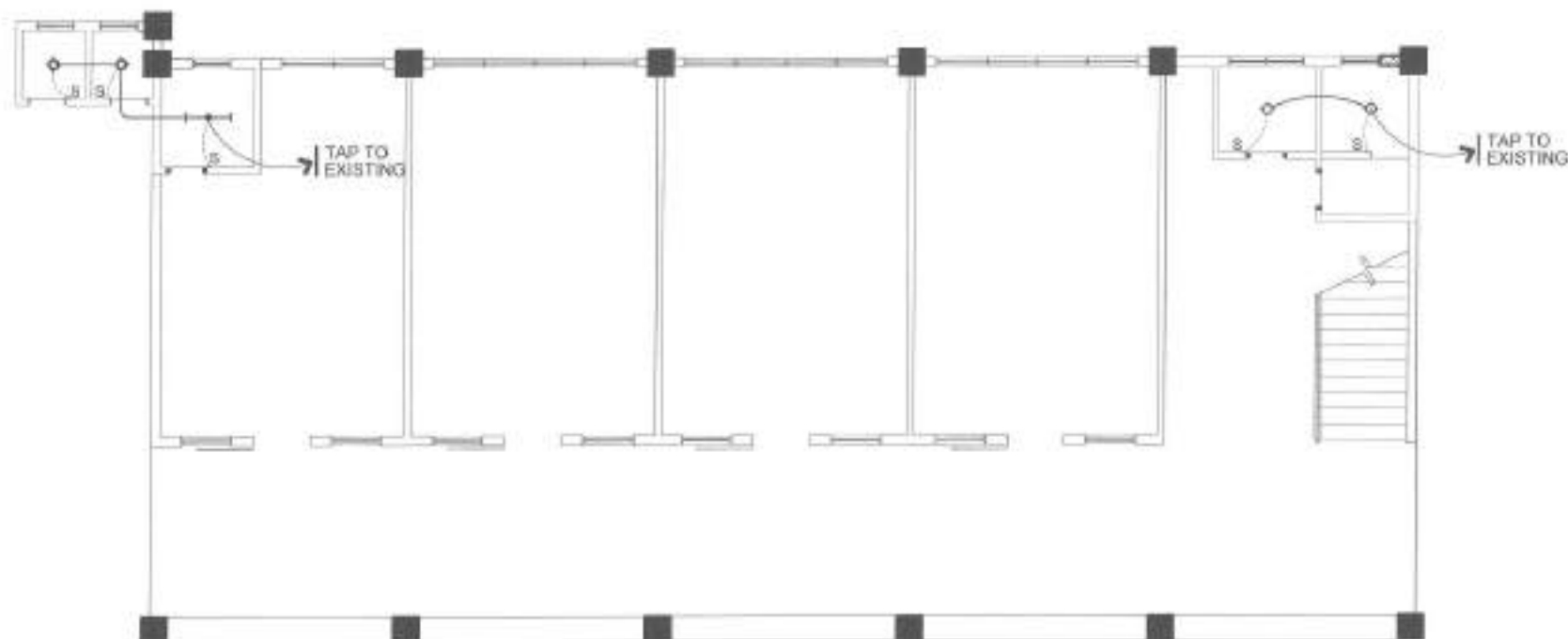
RECOMMENDING APPROVAL  
ATTY. MARK DALE DIAMOND P. FERRAL  
CITY ENGINEER

APPROVED BY:  
HON. MA. JOSEFINA O. BELMORTE  
CITY ENGINEER

SHEET CONTENT:  
SECOND FLOOR  
ELECTRICAL LAYOUT  
( DEFENSOR BUILDING )

SHEET NO.  
EL-05  
24/27





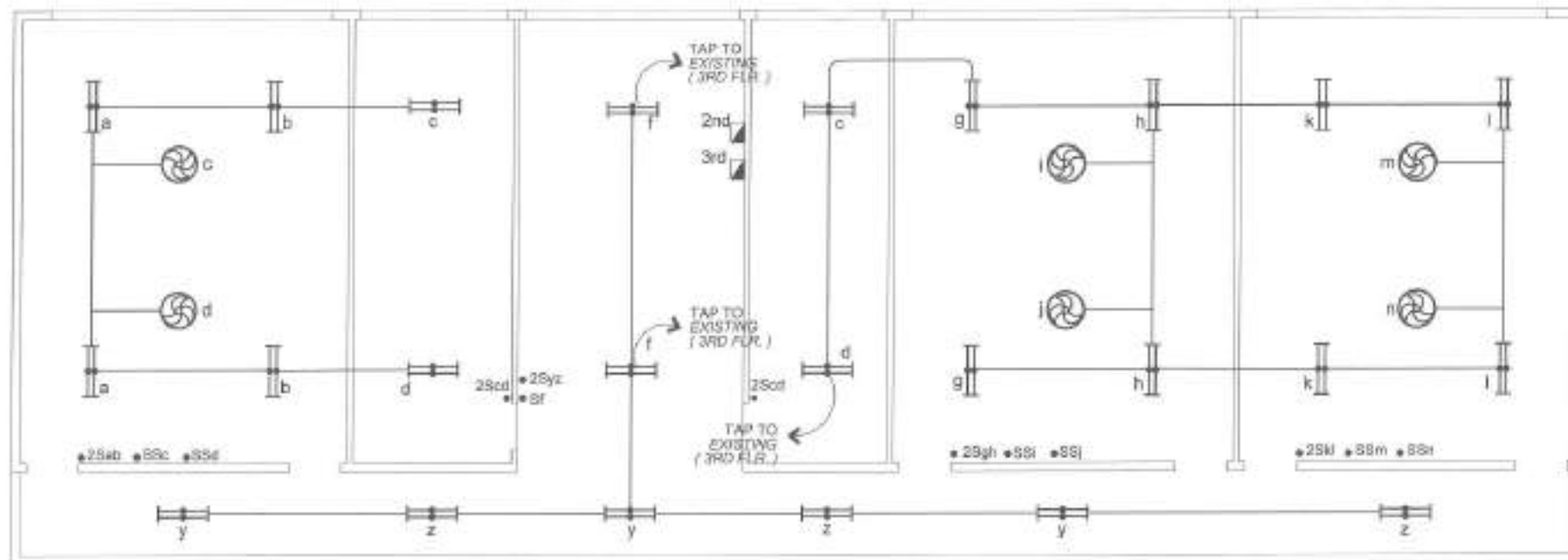
NOTE:

- REPLACEMENT & REWIRING OF LIGHTING FIXTURES AND SWITCHES

# 1 ELECTRICAL LAYOUT ( DENNIS ROLDAN BUILDING )

SCALE:  
1: 60 METERS

 <p>Bayan Maging (P) 2010 Lungsod ng Quezon DEPARTMENT OF ENGINEERING Quezon City, Quezon City, Philippines Quezon City, Quezon City, Philippines Quezon City, Quezon City, Philippines</p>	PROJECT TITLE	DATE	DESIGNED BY:	DRAWN BY: DEK	CHECKED BY: FOR	SUBMITTED BY:	RECOMMENDING APPROVAL	APPROVED BY:	SHEET CONTENT:	SHEET NO.
	PROPOSED REHABILITATION OF COMFORT ROOMS AND UPGRADING OF WATERLINE SYSTEM AT CAMARILLA ELEMENTARY SCHOOL									
LOCATION: BARANGAY SAN ROQUE, DISTRICT 3, QUEZON CITY	REVISION NO.:		ENGR. FREDERICK A. DE GUZMAN HEAD, PLANNING & DESIGN DIVISION	ATTY. MARK DALE MARINO P. PERRAL CITY ENGINEER	HON. MA. JOSEFINA G. BELMORTE CITY MAYOR				ELECTRICAL LAYOUT ( DENNIS ROLDAN BUILDING )	EL-06 25/27



NOTE:

- REPLACEMENT & REMWIRING OF LIGHTING FIXTURES AND SWITCHES

# 1 ELECTRICAL LAYOUT ( MATHAY BUILDING )

SCALE  
1: 80 METERS



Bayan-Bayan Program  
Largest by Outcome  
DEPARTMENT OF ENGINEERING  
1000 University Avenue, Diliman, Quezon City  
Telephone: (02) 2608-6700  
Email: deo@up.edu.ph

PROJECT TITLE  
**PROPOSED REHABILITATION OF  
COMFORT ROOMS AND UPGRADING OF  
WATERLINE SYSTEM AT  
CAMARILLA ELEMENTARY SCHOOL**

LOCATION:  
BARANGAY SAN MOJUE, DISTRICT 3, QUEZON CITY

DATE

DESIGNED BY:

DRAWN BY: DEST

CHECKED BY: JES

REVISION NO.:

SUBMITTED BY:

ENGR. FREDSWINDA P. DE GUZMAN  
HEAD, PLANNING & DESIGN DIVISION

RECOMMENDING APPROVAL

ATTY. MARK DALE DIAMOND P. PERRAL  
LEGAL COUNSEL

APPROVED BY:

HON. MA. JOSEFINA G. BELMONTTE  
CITY MAYOR

SHEET CONTENT:

ELECTRICAL LAYOUT  
(MATHAY BLDG/DWS)

SHEET NO.

EL-07  
26/27

PANEL: BOOSTER PUMP (TAP TO MATHAY BUILDING)

MAIN: 40AT, 50AF, 2P  
10KAIC, 240V, MCCB, NEMA 3R

CKT. NO.	VOLTS	LOAD DESCRIPTION	LOAD AMPERE	VOLT AMPERE	CIRCUIT BREAKER	SIZE OF	
						WIRES	CONDUITS
1	220	1-2 HP BOOSTER	12.00	2,640	20AT, 2P, Bolt-on	2-3.5mm <sup>2</sup> THHN + 1-2.0mm <sup>2</sup> THW (G)	20mm $\varnothing$ PVC
2	220	1-2 HP BOOSTER	12.00	2,640	20AT, 2P, Bolt-on	2-3.5mm <sup>2</sup> THHN + 1-2.0mm <sup>2</sup> THW (G)	20mm $\varnothing$ PVC
TOTAL			24.00	5,280			





$I_T = 24$  AMPERE

Feeder Line:

Use: 2-5.5mm<sup>2</sup> THHN + 1-3.5mm<sup>2</sup> TW (G) in 20mm $\varnothing$  PVC

# 1 SCHEDULE OF LOADS ( MATHAY BUILDING )

SCALE  
1" = 80 METERS

 <p>Department of Engineering Largest is Quercus DEPARTMENT OF ENGINEERING 1000 Guzman Road, 3rd Floor, Guzman City Guzman City, 6100, Iloilo City Tel: (033) 422-1111, 422-1112 Fax: (033) 422-1113, 422-1114</p>	PROJECT TITLE	DATE	SUBMITTED BY:	RECOMMENDING APPROVAL	APPROVED BY:	SHEET CONTENT:	SHEET NO.
	PROPOSED REHABILITATION OF COMFORT ROOMS AND UPGRADING OF WATERLINE SYSTEM AT CAMARILLA ELEMENTARY SCHOOL	DESIGNED BY:  DRAWN BY: DEET  CHECKED BY: DEET 	ENGR. FREDISWILL D. DE GUZMAN HEAD, PLANNING & DESIGN DIVISION	ATTY. MARK DALE D. PERRA CITY ENGINEER	HON. MA. JOSEFINA S. BELMONT CITY MAYOR	SCHEDULE OF LOADS	EL-08 27/27
	LOCATION BARANGAY SAN ROGUE, DISTRICT 3, GUZMAN CITY	REVISION NO:					



## ***Section VIII. Bill of Quantities***

### **Notes on the Bill of Quantities**

#### **Objectives**

The objectives of the Bill of Quantities are:

- a. to provide sufficient information on the quantities of Works to be performed to enable Bids to be prepared efficiently and accurately; and
- b. when a Contract has been entered into, to provide a priced Bill of Quantities for use in the periodic valuation of Works executed.

In order to attain these objectives, Works should be itemized in the Bill of Quantities in sufficient detail to distinguish between the different classes of Works, or between Works of the same nature carried out in different locations or in other circumstances which may give rise to different considerations of cost. Consistent with these requirements, the layout and content of the Bill of Quantities should be as simple and brief as possible.

#### **Daywork Schedule**

A Daywork Schedule should be included only if the probability of unforeseen work, outside the items included in the Bill of Quantities, is high. To facilitate checking by the Entity of the realism of rates quoted by the Bidders, the Daywork Schedule should normally comprise the following:

- a. A list of the various classes of labor, materials, and Constructional Plant for which basic daywork rates or prices are to be inserted by the Bidder, together with a statement of the conditions under which the Contractor will be paid for work executed on a daywork basis.
- b. Nominal quantities for each item of Daywork, to be priced by each Bidder at Daywork rates as Bid. The rate to be entered by the Bidder against each basic Daywork item should include the Contractor's profit, overheads, supervision, and other charges.

#### **Provisional Sums**

A general provision for physical contingencies (quantity overruns) may be made by including a provisional sum in the Summary Bill of Quantities. Similarly, a contingency allowance for possible price increases should be provided as a provisional sum in the Summary Bill of Quantities. The inclusion of such provisional sums often facilitates budgetary approval by avoiding the need to request periodic supplementary approvals as the future need arises. Where such provisional sums or contingency allowances are used, the SCC should state the manner in which they will be used, and under whose authority (usually the Procuring Entity's Representative's).

The estimated cost of specialized work to be carried out, or of special goods to be supplied, by other contractors should be indicated in the relevant part of the Bill of Quantities as a particular provisional sum with an appropriate brief description. A separate procurement procedure is normally carried out by the Procuring Entity to select such specialized contractors. To provide an element of competition among the Bidders in respect of any facilities, amenities, attendance, etc., to be provided by the successful Bidder as prime Contractor for the use and convenience of the specialist contractors, each related provisional sum should be followed by an item in the Bill of Quantities inviting the Bidder to quote a sum for such amenities, facilities, attendance, etc.

### **Signature Box**

A signature box shall be added at the bottom of each page of the Bill of Quantities where the authorized representative of the Bidder shall affix his signature. Failure of the authorized representative to sign each and every page of the Bill of Quantities shall be a cause for rejection of his bid.

These Notes for Preparing a Bill of Quantities are intended only as information for the Procuring Entity or the person drafting the Bidding Documents. They should not be included in the final documents.

PROJECT TITLE :   PROPOSED  UPGRADING OF WATERLINE SYSTEM AND REHABILITATION OF COMFORT ROOMS AT  
CAMARILLA ELEMENTARY SCHOOL

LOCATION        :   BARANGAY SAN ROQUE, DISTRICT 3, QUEZON CITY

PROJECT NO.   :   24 - 00072

DURATION       :   One Hundred Twenty (120) Calendar Days

***BREAKDOWN OF COST***

ITEM NO.	DESCRIPTION	ESTIMATED DIRECT COST	TOTAL MARK-UP		VAT	TOTAL INDIRECT COST	TOTAL COST
			%	VALUE			
PART I	OTHER GENERAL REQUIREMENTS						
PART II	CIVIL/ STRUCTURAL, ARCHITECTURAL, SANITARY/PLUMBING, AND ELECTRICAL WORKS						
PART A	REMOVAL WORKS						
PART B	FINISHING AND OTHER CIVIL WORKS						
PART C	PLUMBING/SANITARY WORKS						
PART D	ELECTRICAL WORKS						
	TOTAL OF PART II						
	TOTAL						

**TOTAL COST ₱**\_\_\_\_\_

**LUMP SUM BID IN WORDS :** \_\_\_\_\_

Contractor : \_\_\_\_\_

**BILL OF QUANTITIES**  
(Building Construction/Rehabilitation Project)

**PROJECT TITLE :** PROPOSED UPGRADING OF WATERLINE SYSTEM AND REHABILITATION OF COMFORT ROOMS AT CAMARILLA ELEMENTARY SCHOOL  
**LOCATION :** BARANGAY SAN ROQUE, DISTRICT 3, QUEZON CITY  
**PROJECT NO. :** 24 - 00072  
**DURATION :** One Hundred Twenty (120) Calendar Days

ITEM CODE	DESCRIPTION	QUANTITY	UNIT	ESTIMATED DIRECT COST	MARK-UP IN %		TOTAL MARK-UP		VAT	TOTAL INDIRECT COST	TOTAL COST	UNIT COST
					OCM	PROFIT	%	VALUE				
<b>PART I</b>	<b>OTHER GENERAL REQUIREMENTS</b>											
B.5	Project Billboard / Sign Board	1	ea									
B.7(1)	Occupational Safety and Health	4	mo									
B.9	Mobilization	1	unit									
B.9	Demobilization	1	unit									
B.24	Formworks and Falseworks (Scaffolding)	52	m²									
	<b>TOTAL OF PART I</b>											
<b>PART II</b>	<b>CIVIL/ STRUCTURAL, ARCHITECTURAL, SANITARY/PLUMBING, AND ELECTRICAL WORKS</b>											
<b>PART A</b>	<b>REMOVAL WORKS</b>											
801(3)	Removal of Floor Tiles	165	m²									
801(3)	Removal of Ceiling and Accessories	27	m²									
801(3)	Removal of Roofing and Accessories	24	m²									
	<b>TOTAL OF PART A</b>											
<b>PART B</b>	<b>FINISHING AND OTHER CIVIL WORKS</b>											
<b>B.1 Moisture Protection</b>												
1016(1)b	Liquid Waterproofing (Polyurethane)	60	m²									
<b>B.2 Masonry Works</b>												
1021(3)a	Floor Topping, Plain	36	m²									
<b>B.3 Fabricated Materials and Hardware</b>												
1047(1)	Structural Steel, Pump Room	311	kg									
	Concrete Pad	1	set									
	Concrete Lavatory	1	set									
	Countertop with Aluminum Undercounter Cabinet	1	set									
1003(1)a1	Ceiling, 6mm, Metal Frame, Fiber Cement Board	27	m²									
1010(2)a	Doors (Flush)	13	m²									
1010(2)b	Doors (Panel)	4	m²									
1043(1)	PVC Doors and Frames	2	m²									
1004(2)	Finishing Hardware	1	set									
<b>B.4 Finishing Works</b>												
1018(1)	Glazed Tiles and Trims	36	m²									
1018(2)	Unglazed Tiles	146	m²									
<b>B.5 Painting Works</b>												
1032(1)a	Painting Works, Masonry	160	m²									
1032(1)b	Painting Works, Wood	58	m²									
1032(1)c	Painting Works, Steel	21	m²									
<b>B.6 Roofing Works</b>												
1014(1)b2	Prepainted Metal Roofing GA. 24, Rib Type, Long Span	27	m²									
1038(1)	Reflective Insulation	27	m²									
1013(2)a2	Fabricated Metal Roofing Accessory, Flashings	21	l.m.									
1013(2)b1	Fabricated Metal Roofing Accessory, Gauge 24, Gutters	4	l.m.									
	<b>TOTAL OF PART B</b>											

ITEM CODE	DESCRIPTION	QUANTITY	UNIT	ESTIMATED DIRECT COST	MARK-UP IN %		TOTAL MARK-UP		VAT	TOTAL INDIRECT COST	TOTAL COST	UNIT COST
					OCM	PROFIT	%	VALUE				
<b>PART C</b>	<b>PLUMBING/SANITARY WORKS</b>											
<b>C.1 Sewer Line Works</b>												
1001 (1) a5	50mm Ø PVC Pipe and Fittings with Hanger/Support	22	l.m.									
1001 (1) a6	75mm Ø PVC Pipe and Fittings with Hanger/Support	22	l.m.									
1001 (1) a7	100mm Ø PVC Pipe and Fittings with Hanger/Support	43	l.m.									
<b>C.2 Storm Drainage and Downspout</b>												
1001 (1) a6	50mm Ø PVC Pipe and Fittings with Hanger/Support	18	l.m.									
1001 (1) a6	75mm Ø PVC Pipe and Fittings with Hanger/Support	90	l.m.									
<b>C.3 Waterline Works</b>												
1002 (2) a3	20mm Ø PPR Pipe and Fittings with Hanger/Support	44	l.m.									
1002 (2) b3	25mm Ø PPR Pipe and Fittings with Hanger/Support	42	l.m.									
1002 (2) c3	32mm Ø PPR Pipe and Fittings with Hanger/Support	7	l.m.									
1002 (2) d3	40mm Ø PPR Pipe and Fittings with Hanger/Support	7	l.m.									
1002 (2) e3	50mm Ø PPR Pipe and Fittings with Hanger/Support	4	l.m.									
1002 (2) f3	65mm Ø PPR Pipe and Fittings with Hanger/Support	4	l.m.									
<b>C.4 Plumbing / Sanitary Fixtures</b>												
1002 (7)	Water Closet, Tank Type with Bidet, Complete	2	set									
1002 (7)	Water Closet, Tank Type, Complete	10	set									
1002 (11) a	Kitchen Sink, Single, Complete (Stainless)	1	set									
1002 (14) a	Lavatory, Wall Hung, Complete	8	set									
1002 (16) a3	Floor Drain Plates, 100mmØ	15	piece									
1002 (22)	Hose Bibb	13	piece									
<b>C.5 Water Pumping System</b>												
1201 (2)	Pneumatic (110 gal.)	1	set									
1201 (6)	Booster Pump with Control (2 HP)	2	set									
1201 (8)	Water Tank (1000 gallons)	1	set									
<b>C.6 Valves and Appurtenances</b>												
1201 (12)	Valve and Pipe Fittings (25Ø Gate Valve)	13	piece									
1201 (12)	Valve and Pipe Fittings (25Ø Check Valve)	9	piece									
	<b>TOTAL OF PART C</b>											

ITEM CODE	DESCRIPTION	QUANTITY	UNIT	ESTIMATED DIRECT COST	MARK-UP IN %		TOTAL MARK-UP		VAT	TOTAL INDIRECT COST	TOTAL COST	UNIT COST
					OCM	PROFIT	%	VALUE				
<b>PART D</b>	<b>ELECTRICAL WORKS</b>											
<b>D.1 Roughins, Boxes and Fittings</b>												
1100	PVC Junction Box	75	set									
1100	PVC Utility Box	40	set									
1101	Keyless Receptacle	10	piece									
1100 (6)a	20mmØ Polyvinyl Chloride Pipes	842	piece									
<b>D.2 Wires and Wiring Devices</b>												
1101	3.5mm² THHN Wire and 2.5mm² THW Wire	5,000	l.m.									
1101	5.5mm² THHN Wire and 3.5mm² TW Wire	50	l.m.									
1101	Orbit Fan with Selector Switch	14	piece									
1101	Single Pole Wall Switch on one switch plate	14	piece									
1101	Duplex (2 Single Pole Wall Switches on one switchplate)	9	piece									
1101	Triplex (3 Single Pole Wall Switches on one switchplate)	3	piece									
<b>D.3 Panelboard with Main and Branch Breakers</b>												
1102	Booster Pump Panel	1	assy									
<b>D.4 Lighting Fixtures and Lamps</b>												
1103	2x18w LED Tube in 300mm x 1200mm Troffer Fixture Surface Mounted with complete accessories	58	piece									
1103	300mm x 1200mm Surface Mounted Box Type Lighting Fixture with 2-18W Daylight LED Tube with complete accessories	7	piece									
1103	10W LED Bulb with complete accessories	10	piece									
	<b>TOTAL OF PART D</b>											
	<b>TOTAL OF PART II</b>											
	<b>GRAND TOTAL</b>											

## ***Section IX. Checklist of Technical and Financial Documents***

### **Notes on the Checklist of Technical and Financial Documents**

The prescribed documents in the checklist are mandatory to be submitted in the Bid, but shall be subject to the following:

- a. GPPB Resolution No. 09-2020 on the efficient procurement measures during a State of Calamity or other similar issuances that shall allow the use of alternate documents in lieu of the mandated requirements; or
- b. any subsequent GPPB issuances adjusting the documentary requirements after the effectivity of the adoption of the PBDs.

The BAC shall be checking the submitted documents of each Bidder against this checklist to ascertain if they are all present, using a non-discretionary “pass/fail” criterion pursuant to Section 30 of the 2016 revised IRR of RA No. 9184.

# Checklist of Technical and Financial Documents

## I. TECHNICAL COMPONENT ENVELOPE

### *Class “A” Documents*

#### Legal Documents

- ☐ (a) Valid PhilGEPS Registration Certificate (Platinum Membership) (all pages);  
**and**
- ☐ (b) Registration certificate from Securities and Exchange Commission (SEC), Department of Trade and Industry (DTI) for sole proprietorship, or Cooperative Development Authority (CDA) for cooperatives or its equivalent document;  
**and**
- ☐ (c) Mayor’s or Business permit issued by the city or municipality where the principal place of business of the prospective bidder is located, or the equivalent document for Exclusive Economic Zones or Areas;  
**and**
- ☐ (e) Tax clearance per E.O. No. 398, s. 2005, as finally reviewed and approved by the Bureau of Internal Revenue (BIR).

#### Technical Documents

- ☐ (f) Statement of the prospective bidder of all its ongoing government and private contracts, including contracts awarded but not yet started, if any, whether similar or not similar in nature and complexity to the contract to be bid (*please see attached prescribed forms required by the QC – BAC for Infrastructure and Consultancy*);  
**and**
- ☐ (g) Statement of the bidder’s Single Largest Completed Contract (SLCC) similar to the contract to be bid, except under conditions provided under the rules with an attached Notice of Award, Notice to Proceed, Contract and Certificate of Acceptance (*please see attached prescribed form required by the QC – BAC for Infrastructure and Consultancy*); **and**
- ☐ (h) Philippine Contractors Accreditation Board (PCAB) License;  
**or**  
Special PCAB License in case of Joint Ventures;  
**and** registration for the type and cost of the contract to be bid; **and**
- ☐ (i) Original copy of Bid Security. If in the form of a Surety Bond, submit also a certification issued by the Insurance Commission;  
**or**  
Original copy of Notarized Bid Securing Declaration; **and**
- ☐ (j) Project Requirements, which shall include the following:
  - ☐ a. Organizational chart for the contract to be bid;
  - ☐ b. List of contractor’s key personnel (*e.g.*, Project Manager, Project Engineers, Materials Engineers, and Foremen), to be assigned to the contract to be bid, with their complete qualification and experience data (*please see attached prescribed form required by the QC – BAC for Infrastructure and Consultancy*);
  - ☐ c. List of contractor’s major equipment units, which are owned, leased, and/or under purchase agreements, supported by proof of ownership or certification of availability of equipment from the equipment lessor/vendor for



the duration of the project, as the case may be (*please see attached prescribed form required by the QC – BAC for Infrastructure and Consultancy*); **and**

- ☐ (k) Original duly signed Omnibus Sworn Statement (OSS); **and** if applicable, Original Notarized Secretary's Certificate in case of a corporation, partnership, or cooperative; or Original Special Power of Attorney of all members of the joint venture giving full power and authority to its officer to sign the OSS and do acts to represent the Bidder.

Additional Technical Requirements:

- ☐ • Certificate of Site Inspection or Affidavit of Site Inspection as part of Omnibus Sworn Statement
- ☐ • Affidavit of Undertaking for Key Personnel and Equipment (*please see attached prescribed form required by the QC – BAC for Infrastructure and Consultancy*)
- ☐ • Equipment Utilization Schedule
- ☐ • Manpower Schedule
- ☐ • Construction Schedule and S-Curve
- ☐ • PERT-CMP
- ☐ • Construction Methods

#### Financial Documents

- ☐ (l) The prospective bidder's audited financial statements, showing, among others, the prospective bidder's total and current assets and liabilities, stamped "received" by the BIR or its duly accredited and authorized institutions, for the preceding calendar year which should not be earlier than two (2) years from the date of bid submission; **and**
- ☐ (m) The prospective bidder's computation of Net Financial Contracting Capacity (NFCC) (*please see attached prescribed form required by the QC – BAC for Infrastructure and Consultancy*).

#### ***Class "B" Documents***

- ☐ (n) If applicable, duly signed joint venture agreement (JVA) in accordance with RA No. 4566 and its IRR in case the joint venture is already in existence;  
**or**  
duly notarized statements from all the potential joint venture partners stating that they will enter into and abide by the provisions of the JVA in the instance that the bid is successful.

## **II. FINANCIAL COMPONENT ENVELOPE**

- ☐ (o) Original of duly signed and accomplished Financial Bid Form; **and**

#### Other documentary requirements under RA No. 9184

- ☐ (p) Original of duly signed Bid Prices in the Bill of Quantities; **and**
- ☐ (q) Duly accomplished Detailed Estimates Form, including a summary sheet indicating the unit prices of construction materials, labor rates, and equipment rentals used in coming up with the Bid; **and**
- ☐ (r) Cash Flow by Quarter.

**Bid Form for the Procurement of Infrastructure Projects**  
*[shall be submitted with the Bid]*

---

**BID FORM**

Date : \_\_\_\_\_  
Project Identification No. : \_\_\_\_\_

To: *[name and address of Procuring Entity]*

Having examined the Philippine Bidding Documents (PBDs) including the Supplemental or Bid Bulletin Numbers *[insert numbers]*, the receipt of which is hereby duly acknowledged, we, the undersigned, declare that:

- a. We have no reservation to the PBDs, including the Supplemental or Bid Bulletins, for the Procurement Project: *[insert name of contract]*;
- b. We offer to execute the Works for this Contract in accordance with the PBDs;
- c. The total price of our Bid in words and figures, excluding any discounts offered below is: *[insert information]*;
- d. The discounts offered and the methodology for their application are: *[insert information]*;
- e. The total bid price includes the cost of all taxes, such as, but not limited to: *[specify the applicable taxes, e.g. (i) value added tax (VAT), (ii) income tax, (iii) local taxes, and (iv) other fiscal levies and duties]*, which are itemized herein and reflected in the detailed estimates,
- f. Our Bid shall be valid within the a period stated in the PBDs, and it shall remain binding upon us at any time before the expiration of that period;
- g. If our Bid is accepted, we commit to obtain a Performance Security in the amount of *[insert percentage amount]* percent of the Contract Price for the due performance of the Contract, or a Performance Securing Declaration in lieu of the the allowable forms of Performance Security, subject to the terms and conditions of issued GPPB guidelines<sup>1</sup> for this purpose;
- h. We are not participating, as Bidders, in more than one Bid in this bidding process, other than alternative offers in accordance with the Bidding Documents;
- i. We understand that this Bid, together with your written acceptance thereof included in your notification of award, shall constitute a binding contract between us, until a formal Contract is prepared and executed; and
- j. We understand that you are not bound to accept the Lowest Calculated Bid or any other Bid that you may receive.

---

<sup>1</sup> currently based on GPPB Resolution No. 09-20^^

- k. We likewise certify/confirm that the undersigned, is the duly authorized representative of the bidder, and granted full power and authority to do, execute and perform any and all acts necessary to participate, submit the bid, and to sign and execute the ensuing contract for the [Name of Project] of the [Name of the Procuring Entity].
  
- l. We acknowledge that failure to sign each and every page of this Bid Form, including the Bill of Quantities, shall be a ground for the rejection of our bid.

Name: \_\_\_\_\_

Legal Capacity: \_\_\_\_\_

Signature: \_\_\_\_\_

Duly authorized to sign the Bid for and behalf of: \_\_\_\_\_

Date: \_\_\_\_\_

## Bid Securing Declaration Form

*[shall be submitted with the Bid if bidder opts to provide this form of bid security]*

---

REPUBLIC OF THE PHILIPPINES)  
CITY OF \_\_\_\_\_) S.S.

### **BID SECURING DECLARATION** **Project Identification No.: *[Insert number]***

To: *[Insert name and address of the Procuring Entity]*

I/We, the undersigned, declare that:

1. I/We understand that, according to your conditions, bids must be supported by a Bid Security, which may be in the form of a Bid Securing Declaration.
2. I/We accept that: (a) I/we will be automatically disqualified from bidding for any procurement contract with any procuring entity for a period of two (2) years upon receipt of your Blacklisting Order; and, (b) I/we will pay the applicable fine provided under Section 6 of the Guidelines on the Use of Bid Securing Declaration, within fifteen (15) days from receipt of the written demand by the procuring entity for the commission of acts resulting to the enforcement of the bid securing declaration under Sections 23.1(b), 34.2, 40.1 and 69.1, except 69.1(f), of the IRR of RA No. 9184; without prejudice to other legal action the government may undertake.
3. I/We understand that this Bid Securing Declaration shall cease to be valid on the following circumstances:
  - a. Upon expiration of the bid validity period, or any extension thereof pursuant to your request;
  - b. I am/we are declared ineligible or post-disqualified upon receipt of your notice to such effect, and (i) I/we failed to timely file a request for reconsideration or (ii) I/we filed a waiver to avail of said right; and
  - c. I am/we are declared the bidder with the Lowest Calculated Responsive Bid, and I/we have furnished the performance security and signed the Contract.

IN WITNESS WHEREOF, I/We have hereunto set my/our hand/s this \_\_\_\_ day of *[month]* *[year]* at *[place of execution]*.

*[Insert NAME OF BIDDER OR ITS AUTHORIZED REPRESENTATIVE]*

*[Insert signatory's legal capacity]*  
Affiant

### **[Jurat]**

*[Format shall be based on the latest Rules on Notarial Practice]*

GPPB Resolution No. 16-2020, dated 16 September 2020

## Omnibus Sworn Statement (Revised)

*[shall be submitted with the Bid]*

---

REPUBLIC OF THE PHILIPPINES )  
CITY/MUNICIPALITY OF \_\_\_\_\_ ) S.S.

### AFFIDAVIT

I, [Name of Affiant], of legal age, [Civil Status], [Nationality], and residing at [Address of Affiant], after having been duly sworn in accordance with law, do hereby depose and state that:

1. *[Select one, delete the other:]*

*[If a sole proprietorship:]* I am the sole proprietor or authorized representative of [Name of Bidder] with office address at [address of Bidder];

*[If a partnership, corporation, cooperative, or joint venture:]* I am the duly authorized and designated representative of [Name of Bidder] with office address at [address of Bidder];

2. *[Select one, delete the other:]*

*[If a sole proprietorship:]* As the owner and sole proprietor, or authorized representative of [Name of Bidder], I have full power and authority to do, execute and perform any and all acts necessary to participate, submit the bid, and to sign and execute the ensuing contract for [Name of the Project] of the [Name of the Procuring Entity], as shown in the attached duly notarized Special Power of Attorney;

*[If a partnership, corporation, cooperative, or joint venture:]* I am granted full power and authority to do, execute and perform any and all acts necessary to participate, submit the bid, and to sign and execute the ensuing contract for [Name of the Project] of the [Name of the Procuring Entity], as shown in the attached [state title of attached document showing proof of authorization (e.g., duly notarized Secretary's Certificate, Board/Partnership Resolution, or Special Power of Attorney, whichever is applicable)];

3. [Name of Bidder] is not "blacklisted" or barred from bidding by the Government of the Philippines or any of its agencies, offices, corporations, or Local Government Units, foreign government/foreign or international financing institution whose blacklisting rules have been recognized by the Government Procurement Policy Board, **by itself or by relation, membership, association, affiliation, or controlling interest with another blacklisted person or entity as defined and provided for in the Uniform Guidelines on Blacklisting;**

4. Each of the documents submitted in satisfaction of the bidding requirements is an authentic copy of the original, complete, and all statements and information provided therein are true and correct;

5. [Name of Bidder] is authorizing the Head of the Procuring Entity or its duly authorized representative(s) to verify all the documents submitted;

6. *[Select one, delete the rest:]*

*[If a sole proprietorship:]* The owner or sole proprietor is not related to the Head of the Procuring Entity, Procurement Agent if engaged, members of the Bids and Awards Committee (BAC), the Technical Working Group, and the BAC Secretariat, the head of the Project Management Office or the end-user unit, and the project consultants by consanguinity or affinity up to the third civil degree;

*[If a partnership or cooperative:]* None of the officers and members of *[Name of Bidder]* is related to the Head of the Procuring Entity, Procurement Agent if engaged, members of the Bids and Awards Committee (BAC), the Technical Working Group, and the BAC Secretariat, the head of the Project Management Office or the end-user unit, and the project consultants by consanguinity or affinity up to the third civil degree;

*[If a corporation or joint venture:]* None of the officers, directors, and controlling stockholders of *[Name of Bidder]* is related to the Head of the Procuring Entity, Procurement Agent if engaged, members of the Bids and Awards Committee (BAC), the Technical Working Group, and the BAC Secretariat, the head of the Project Management Office or the end-user unit, and the project consultants by consanguinity or affinity up to the third civil degree;

7. *[Name of Bidder]* complies with existing labor laws and standards; and
8. *[Name of Bidder]* is aware of and has undertaken the responsibilities as a Bidder in compliance with the Philippine Bidding Documents, which includes:
  - a. Carefully examining all of the Bidding Documents;
  - b. Acknowledging all conditions, local or otherwise, affecting the implementation of the Contract;
  - c. Making an estimate of the facilities available and needed for the contract to be bid, if any; and
  - d. Inquiring or securing Supplemental/Bid Bulletin(s) issued for the *[Name of the Project]*.
9. *[Name of Bidder]* did not give or pay directly or indirectly, any commission, amount, fee, or any form of consideration, pecuniary or otherwise, to any person or official, personnel or representative of the government in relation to any procurement project or activity.
10. **In case advance payment was made or given, failure to perform or deliver any of the obligations and undertakings in the contract shall be sufficient grounds to constitute criminal liability for Swindling (Estafa) or the commission of fraud with unfaithfulness or abuse of confidence through misappropriating or converting any payment received by a person or entity under an obligation involving the duty to deliver certain goods or services, to the prejudice of the public and the government of the Philippines pursuant to Article 315 of Act No. 3815 s. 1930, as amended, or the Revised Penal Code.**
11. We pledge that the project will be completed in accordance and congruency with the approved plans and programs.

**IN WITNESS WHEREOF**, I have hereunto set my hand this \_\_\_ day of \_\_\_, 20\_\_\_ at \_\_\_\_\_, Philippines.

*[Insert NAME OF BIDDER OR ITS AUTHORIZED REPRESENTATIVE]*

*[Insert signatory's legal capacity]*

Affiant

**[Jurat]**

*[Format shall be based on the latest Rules on Notarial Practice]*

## Contract Agreement Form for the Procurement of Infrastructure Projects (Revised)

*[not required to be submitted with the Bid, but it shall be submitted within ten (10) days after  
receiving the Notice of Award]*

---

### CONTRACT AGREEMENT

THIS AGREEMENT, made this *[insert date]* day of *[insert month]*, *[insert year]* between *[name and address of PROCURING ENTITY]* (hereinafter called the “Entity”) and *[name and address of Contractor]* (hereinafter called the “Contractor”).

WHEREAS, the Entity is desirous that the Contractor execute *[name and identification number of contract]* (hereinafter called “the Works”) and the Entity has accepted the Bid for *[contract price in words and figures in specified currency]* by the Contractor for the execution and completion of such Works and the remedying of any defects therein.

NOW THIS AGREEMENT WITNESSETH AS FOLLOWS:

1. In this Agreement, words and expressions shall have the same meanings as are respectively assigned to them in the Conditions of Contract hereinafter referred to.
2. The following documents as required by the 2016 revised Implementing Rules and Regulations of Republic Act No. 9184 shall be deemed to form and be read and construed as part of this Agreement, viz.:
  - a. Philippine Bidding Documents (PBDs);
    - i. Drawings/Plans;
    - ii. Specifications;
    - iii. Bill of Quantities;
    - iv. General and Special Conditions of Contract;
    - v. Supplemental or Bid Bulletins, if any;
  - b. Winning bidder’s bid, including the Eligibility requirements, Technical and Financial Proposals, and all other documents or statements submitted;

Bid form, including all the documents/statements contained in the Bidder’s bidding envelopes, as annexes, and all other documents submitted (e.g., Bidder’s response to request for clarifications on the bid), including corrections to the bid, if any, resulting from the Procuring Entity’s bid evaluation;

- c. Performance Security;
- d. Notice of Award of Contract and the Bidder’s conforme thereto; and
- e. Other contract documents that may be required by existing laws and/or the Procuring Entity concerned in the PBDs. **Winning bidder agrees that additional contract documents or information prescribed by the GPPB that are subsequently required for submission after the contract execution, such as the Notice to Proceed, Variation Orders, and Warranty Security, shall likewise form part of the Contract.**



3. In consideration for the sum of *[total contract price in words and figures]* or such other sums as may be ascertained, *[Named of the bidder]* agrees to *[state the object of the contract]* in accordance with his/her/its Bid.
4. The *[Name of the procuring entity]* agrees to pay the above-mentioned sum in accordance with the terms of the Bidding.

IN WITNESS whereof the parties thereto have caused this Agreement to be executed the day and year first before written.

*[Insert Name and Signature]*

*[Insert Name and Signature]*

*[Insert Signatory's Legal Capacity]*

*[Insert Signatory's Legal Capacity]*

*for:*

*for:*

*[Insert Procuring Entity]*

*[Insert Name of Supplier]*

**Acknowledgment**

*[Format shall be based on the latest Rules on Notarial Practice]*

LIST OF ALL ON-GOING GOVERNMENT AND PRIVATE CONTRACTS

NAME OF CONTRACTOR: \_\_\_\_\_

PROJECT TITLE (Name of the Contract) & EXACT PROJECT LOCATION	DATE OF CONTRACT	CONTRACT DURATION	PROJECT OWNER & POSTAL ADDRESS	NATURE OF WORK	CONTRACTOR'S ROLE (SOLE CONTRACTOR, SUBCONTRACTOR, PARTNER IN A JV) and PERCENTAGE OF PARTICIPATION	TOTAL CONTRACT VALUE AT AWARD	DATE OF COMPLETION or ESTIMATED COMPLETION TIME	TOTAL CONTRACT VALUE AT COMPLETION IF APPLICABLE	PERCENTAGE		VALUE OF OUTSTANDING WORKS (IN PHP)
									ACTUAL ACCOMPLISHMENT	PLANNED ACCOMPLISHMENT	
										TOTAL AMOUNT (Php) OF OUTSTANDING WORKS	

PHOTOCOPY ADDITIONAL FORMS, IF NECESSARY

Page \_\_\_\_\_ of \_\_\_\_\_



SINGLE LARGEST COMPLETED CONTRACT SIMILAR TO THE CONTRACT TO BE BID

NAME OF CONTRACTOR: \_\_\_\_\_

PROJECT TITLE: \_\_\_\_\_

PROJECT TITLE (Name of the Contract) & EXACT PROJECT LOCATION	DATE OF CONTRACT	CONTRACT DURATION	PROJECT OWNER & POSTAL ADDRESS	NATURE OF WORK	CONTRACTOR'S ROLE (SOLE CONTRACTOR, SUBCONTRACTOR, PARTNER IN A /S) and PERCENTAGE OF PARTICIPATION	TOTAL CONTRACT VALUE AT AWARD	DATE OF COMPLETION or ESTIMATED COMPLETION TIME	TOTAL CONTRACT VALUE AT COMPLETION IF APPLICABLE

PHOTOCOPY ADDITIONAL FORMS, IF NECESSARY

Page \_\_\_\_\_ of \_\_\_\_\_

LIST OF MAJOR EQUIPMENT TO BE USED FOR THE PROJECT

NAME OF CONTRACTOR: \_\_\_\_\_

PROJECT TITLE: \_\_\_\_\_

TYPE	DESCRIPTION / CAPACITY	SERIAL NO.	YEAR ACQUIRED	PRESENT LOCATION (SPECIFIC ADDRESS)	STATUS OF AVAILABILITY (OWNED/LEASED)

PHOTOCOPY ADDITIONAL FORMS, IF NECESSARY

Page \_\_\_\_\_ of \_\_\_\_\_

A. LIST OF KEY CONSTRUCTION PERSONNEL TO BE ASSIGNED TO THE PROJECT

NAME OF CONTRACTOR: \_\_\_\_\_

PROJECT TITLE: \_\_\_\_\_

NAME	POSITION	AGE	EDUCATIONAL ATTAINMENT	TYPE OF CONSTRUCTION EXPERIENCE	NO.OF YEARS WITH THE CONTRACTOR	PROFESSION	PRC NO.

PHOTOCOPY ADDITIONAL FORMS, IF NECESSARY

Page \_\_\_\_\_ of \_\_\_\_\_

# COMPUTATION OF NET FINANCIAL CONTRACTING CAPACITY (NFCC)

NAME OF BIDDER: \_\_\_\_\_

CURRENT ASSETS*		PHP	_____
(LESS) CURRENT LIABILITIES*	(LESS)	PHP	_____
NETWORTH		PHP	_____
NETWORTH x 15	x 15	PHP	_____
(LESS) VALUE OF ALL OUTSTANDING ON-GOING CONTRACTS**	(LESS)	PHP	_____
(LESS) VALUE OF ALL AWARDED BUT NOT YET STARTED CONTRACTS AS OF DATE**	(LESS)	PHP	_____
<b>NET FINANCIAL CONTRACTING CAPACITY</b>		PHP	_____

- NOTES:
- \* CURRENT ASSETS AND LIABILITIES BASED ON AUDITED FINANCIAL STATEMENT FOR THE PRECEDING CALENDAR YEAR SUBMITTED TO B.I.R.
  - \*\* BASED ON LIST OF ON-GOING AND AWRDED BUT NOT YEY STARTED CONTRACTS SUBMITTED

REPUBLIC OF THE PHILIPPINES)  
\_\_\_\_\_ ) S. S.

### AFFIDAVIT OF UNDERTAKING

I, \_\_\_\_\_, of legal age, Filipino, [OFFICER OR REPRESENTATIVE]  
\_\_\_\_\_

with office address at \_\_\_\_\_ after  
having been duly sworn to in accordance with law, hereby voluntary depose and state:

That I am duly authorized representative of the [Name of Bidder] to execute this  
undertaking as evidenced by Secretary's Certificate and Board Resolution.

That [Name of Bidder] bidding for the (Name of Project)

That relative to the aforementioned Project, the [Name of Bidder] hereby undertake that  
the equipment to be use and the key personnel to be assign shall exclusively be used and will  
only perform to the project until its completion.

That I am executing this affidavit to attest to the truth of the foregoing and in compliance with  
the submission of the technical requirements for the public bidding of the said project.

IN WITNESS HEREOF, I have hereunto signed my name below this \_\_\_\_\_ day of \_\_\_\_\_  
\_\_\_\_\_ at \_\_\_\_\_.

AFFIANT FURTHER SAYETH NAUGHT.

\_\_\_\_\_  
Affiant

SUBSCRIBED AND SWORN TO BEFORE ME this \_\_\_\_\_ day of \_\_\_\_\_  
\_\_\_\_\_ in \_\_\_\_\_  
affiant exhibiting to me his/her \_\_\_\_\_ issued at  
\_\_\_\_\_ on \_\_\_\_\_.

Doc. No. ;  
Page No. ;  
Book No. ;  
Series of 2020

\_\_\_\_\_  
Notary Public



