

PHILIPPINE BIDDING DOCUMENTS

Procurement of INFRASTRUCTURE PROJECTS

Government of the Republic of the Philippines

**PROPOSED DRAINAGE SYSTEM AT KALIRAYA STREET
FROM ROTC HUNTER (STA. 0+000) TO G. ARANETA
AVENUE (STA. 0+290) IN BARANGAY TATALON**

**Project number:
24-00185**

**Sixth Edition
July 2020**

Preface

These Philippine Bidding Documents (PBDs) for the procurement of Infrastructure Projects (hereinafter referred to also as the “Works”) through Competitive Bidding have been prepared by the Government of the Philippines for use by all branches, agencies, departments, bureaus, offices, or instrumentalities of the government, including government-owned and/or -controlled corporations, government financial institutions, state universities and colleges, local government units, and autonomous regional government. The procedures and practices presented in this document have been developed through broad experience, and are for mandatory use in projects that are financed in whole or in part by the Government of the Philippines or any foreign government/foreign or international financing institution in accordance with the provisions of the 2016 revised Implementing Rules and Regulations (IRR) of Republic Act (RA) No. 9184.

The PBDs are intended as a model for admeasurements (unit prices or unit rates in a bill of quantities) types of contract, which are the most common in Works contracting.

The Bidding Documents shall clearly and adequately define, among others: (i) the objectives, scope, and expected outputs and/or results of the proposed contract; (ii) the eligibility requirements of Bidders; (iii) the expected contract duration; and (iv) the obligations, duties, and/or functions of the winning Bidder.

Care should be taken to check the relevance of the provisions of the PBDs against the requirements of the specific Works to be procured. If duplication of a subject is inevitable in other sections of the document prepared by the Procuring Entity, care must be exercised to avoid contradictions between clauses dealing with the same matter.

Moreover, each section is prepared with notes intended only as information for the Procuring Entity or the person drafting the Bidding Documents. They shall not be included in the final documents. The following general directions should be observed when using the documents:

- a. All the documents listed in the Table of Contents are normally required for the procurement of Infrastructure Projects. However, they should be adapted as necessary to the circumstances of the particular Project.
- b. Specific details, such as the “*name of the Procuring Entity*” and “*address for bid submission*,” should be furnished in the Instructions to Bidders, Bid Data Sheet, and Special Conditions of Contract. The final documents should contain neither blank spaces nor options.
- c. This Preface and the footnotes or notes in italics included in the Invitation to Bid, BDS, General Conditions of Contract, Special Conditions of Contract, Specifications, Drawings, and Bill of Quantities are not part of the text of the final document, although they contain instructions that the Procuring Entity should strictly follow.
- d. The cover should be modified as required to identify the Bidding Documents as to the names of the Project, Contract, and Procuring Entity, in addition to date of issue.

- e. Modifications for specific Procurement Project details should be provided in the Special Conditions of Contract as amendments to the Conditions of Contract. For easy completion, whenever reference has to be made to specific clauses in the Bid Data Sheet or Special Conditions of Contract, these terms shall be printed in bold typeface on Sections I (Instructions to Bidders) and III (General Conditions of Contract), respectively.
- f. For guidelines on the use of Bidding Forms and the procurement of Foreign-Assisted Projects, these will be covered by a separate issuance of the Government Procurement Policy Board.

TABLE OF CONTENTS

GLOSSARY OF TERMS, ABBREVIATIONS, AND ACRONYMS	5
SECTION I. INVITATION TO BID.....	8
SECTION II. INSTRUCTIONS TO BIDDERS	9
1. Scope of Bid.....	10
2. Funding Information	10
3. Bidding Requirements.....	10
4. Corrupt, Fraudulent, Collusive, Coercive, and Obstructive Practices	10
5. Eligible Bidders.....	11
6. Origin of Associated Goods	11
7. Subcontracts	11
8. Pre-Bid Conference	12
9. Clarification and Amendment of Bidding Documents.....	12
10. Documents Comprising the Bid: Eligibility and Technical Components	12
11. Documents Comprising the Bid: Financial Component	13
12. Alternative Bids	13
13. Bid Prices	13
14. Bid and Payment Currencies	13
15. Bid Security.....	14
16. Sealing and Marking of Bids.....	14
17. Deadline for Submission of Bids	14
18. Opening and Preliminary Examination of Bids	14
19. Detailed Evaluation and Comparison of Bids	14
20. Post Qualification.....	15
21. Signing of the Contract	15
SECTION III. BID DATA SHEET	16
SECTION IV. GENERAL CONDITIONS OF CONTRACT	19
1. Scope of Contract.....	20
2. Sectional Completion of Works	20
3. Possession of Site.....	20
4. The Contractor's Obligations	20

5.	Performance Security	20
6.	Site Investigation Reports	21
7.	Warranty.....	21
8.	Liability of the Contractor.....	21
9.	Termination for Other Causes	21
10.	Dayworks	21
11.	Program of Work.....	22
12.	Instructions, Inspections and Audits	22
13.	Advance Payment.....	22
14.	Progress Payments	22
15.	Operating and Maintenance Manuals.....	22
SECTION V. SPECIAL CONDITIONS OF CONTRACT		24
SECTION VI. SPECIFICATIONS.....		26
SECTION VII. DRAWINGS		28
SECTION VIII. BILL OF QUANTITIES		29
SECTION IX. CHECKLIST OF TECHNICAL AND FINANCIAL DOCUMENTS		31

Glossary of Terms, Abbreviations, and Acronyms

ABC – Approved Budget for the Contract.

ARCC – Allowable Range of Contract Cost.

BAC – Bids and Awards Committee.

Bid – A signed offer or proposal to undertake a contract submitted by a bidder in response to and in consonance with the requirements of the bidding documents. Also referred to as *Proposal* and *Tender*. (2016 revised IRR, Section 5[c])

Bidder – Refers to a contractor, manufacturer, supplier, distributor and/or consultant who submits a bid in response to the requirements of the Bidding Documents. (2016 revised IRR, Section 5[d])

Bidding Documents – The documents issued by the Procuring Entity as the bases for bids, furnishing all information necessary for a prospective bidder to prepare a bid for the Goods, Infrastructure Projects, and/or Consulting Services required by the Procuring Entity. (2016 revised IRR, Section 5[e])

BIR – Bureau of Internal Revenue.

BSP – Bangko Sentral ng Pilipinas.

CDA – Cooperative Development Authority.

Consulting Services – Refer to services for Infrastructure Projects and other types of projects or activities of the GOP requiring adequate external technical and professional expertise that are beyond the capability and/or capacity of the GOP to undertake such as, but not limited to: (i) advisory and review services; (ii) pre-investment or feasibility studies; (iii) design; (iv) construction supervision; (v) management and related services; and (vi) other technical services or special studies. (2016 revised IRR, Section 5[i])

Contract – Refers to the agreement entered into between the Procuring Entity and the Supplier or Manufacturer or Distributor or Service Provider for procurement of Goods and Services; Contractor for Procurement of Infrastructure Projects; or Consultant or Consulting Firm for Procurement of Consulting Services; as the case may be, as recorded in the Contract Form signed by the parties, including all attachments and appendices thereto and all documents incorporated by reference therein.

Contractor – is a natural or juridical entity whose proposal was accepted by the Procuring Entity and to whom the Contract to execute the Work was awarded. Contractor as used in these Bidding Documents may likewise refer to a supplier, distributor, manufacturer, or consultant.

CPI – Consumer Price Index.

DOLE – Department of Labor and Employment.

DTI – Department of Trade and Industry.

Foreign-funded Procurement or Foreign-Assisted Project – Refers to procurement whose funding source is from a foreign government, foreign or international financing institution as specified in the Treaty or International or Executive Agreement. (2016 revised IRR, Section 5[b]).

GFI – Government Financial Institution.

GOCC – Government-owned and/or –controlled corporation.

Goods – Refer to all items, supplies, materials and general support services, except Consulting Services and Infrastructure Projects, which may be needed in the transaction of public businesses or in the pursuit of any government undertaking, project or activity, whether in the nature of equipment, furniture, stationery, materials for construction, or personal property of any kind, including non-personal or contractual services such as the repair and maintenance of equipment and furniture, as well as trucking, hauling, janitorial, security, and related or analogous services, as well as procurement of materials and supplies provided by the Procuring Entity for such services. The term “related” or “analogous services” shall include, but is not limited to, lease or purchase of office space, media advertisements, health maintenance services, and other services essential to the operation of the Procuring Entity. (2016 revised IRR, Section 5[r])

GOP – Government of the Philippines.

Infrastructure Projects – Include the construction, improvement, rehabilitation, demolition, repair, restoration or maintenance of roads and bridges, railways, airports, seaports, communication facilities, civil works components of information technology projects, irrigation, flood control and drainage, water supply, sanitation, sewerage and solid waste management systems, shore protection, energy/power and electrification facilities, national buildings, school buildings, hospital buildings, and other related construction projects of the government. Also referred to as *civil works or works*. (2016 revised IRR, Section 5[u])

LGUs – Local Government Units.

NFCC – Net Financial Contracting Capacity.

NGA – National Government Agency.

PCAB – Philippine Contractors Accreditation Board.

PhilGEPS - Philippine Government Electronic Procurement System.

Procurement Project – refers to a specific or identified procurement covering goods, infrastructure project or consulting services. A Procurement Project shall be described, detailed, and scheduled in the Project Procurement Management Plan prepared by the agency which shall be consolidated in the procuring entity's Annual Procurement Plan. (GPPB Circular No. 06-2019 dated 17 July 2019)

PSA – Philippine Statistics Authority.

SEC – Securities and Exchange Commission.

SLCC – Single Largest Completed Contract.

UN – United Nations.

Section I. Invitation to Bid

Notes on the Invitation to Bid

The Invitation to Bid (IB) provides information that enables potential Bidders to decide whether to participate in the procurement at hand. The IB shall be posted in accordance with Section 21.2 of the 2016 revised IRR of RA No. 9184.

Apart from the essential items listed in the Bidding Documents, the IB should also indicate the following:

- a. The date of availability of the Bidding Documents, which shall be from the time the IB is first advertised/posted until the deadline for the submission and receipt of bids;
- b. The place where the Bidding Documents may be acquired or the website where it may be downloaded;
- c. The deadline for the submission and receipt of bids; and
- d. Any important bid evaluation criteria.

The IB should be incorporated into the Bidding Documents. The information contained in the IB must conform to the Bidding Documents and in particular to the relevant information in the Bid Data Sheet.



November 26, 2024

Invitation to Bid

No.	Project No.	Project Name	Location	Amount	Duration Cal. Days	Office	Fund Source
<u>Building – Small B</u>							
1	24-00174	Proposed Rehabilitation of Quezon City Science High School Gymnasium at Barangay Sto. Cristo	Sto. Cristo	8,104,650.92	150	Engineering Department	Special Education Fund
2	24-00175	Proposed Rehabilitation of Multi Purpose Building at District 4	Paligsahan	13,558,827.25	210	Engineering Department	20% Community Development Fund
3	24-00176	Proposed Rehabilitation of Deped Building and Mathay Building at Tandang Sora Elementary School in Barangay Tandang Sora	Tandang Sora	15,387,830.08	210	Engineering Department	Special Education Fund
4	24-00177	Proposed Rehabilitation of SB Building at Commonwealth High School	Commonwealth	17,326,936.11	120	Engineering Department	Special Education Fund
<u>Building – Medium A</u>							
5	24-00178	Proposed Construction of Skatepark at Quezon City Memorial Circle	Central	88,032,089.66	180	Engineering Department	20% Community Development Fund
6	24-00179	Proposed Rehabilitation of Justice Cecilia Muñoz Palma High School in Barangay Payatas	Payatas	91,238,505.75	240	Engineering Department	Special Education Fund
7	24-00180	Proposed Interior Renovation of M.I.C.E. Theater	Central	98,052,998.08	180	Engineering Department	20% Community Development Fund
8	24-00181	Proposed Construction of Qcitizen Homes - San Agustin Community 2 (Sitio Kawayan)	San Agustin	146,310,627.99	480	City Architect Department	General Fund
<u>Flood Control – Small B</u>							
9	24-00182	Proposed Construction of Retaining Wall at Kaligayahan Elementary School in Barangay Kaligayahan	Kaligayahan	6,931,823.75	180	Engineering Department	Special Education Fund
10	24-00183	Proposed Improvement of Drainage System at Misamis Street (Sta 0+000B to Sta 0+0165B and Sta 0+000D to Sta 0+162.5D), Golden Acres Road (Sta 0+000C to Sta 0+074C) And Edsa Outfall (Sta 0+000A to Sta 0+040A) in Barangay Sto. Cristo	Sto. Cristo	18,715,127.73	210	Engineering Department	20% Community Development Fund

Flood Control – Medium A

11	24-00184	Proposed Construction of Drainage System Along Katipunan Avenue from Middle Access Road (Sta. 0+000) to Creek (Sta. 0+122) at Barangay Pansol	Pansol	31,630,241.45	240	Engineering Department	20% Community Development Fund
12	24-00185	Proposed Drainage System at Kaliraya Street from ROTC Hunter (Sta. 0+000) to G. Araneta Avenue (Sta. 0+290) in Barangay Tatalon	Tatalon	43,541,391.67	90	Engineering Department	Local Disaster Risk Reduction and Management Fund – Continuing Appropriation

Road – Small B

13	24-00186	Proposed Rehabilitation of Road and Drainage at Block 1 To 18, Purok 15, Unit V in Barangay Batasan Hills	Batasan Hills	28,929,937.82	300	Engineering Department	20% Community Development Fund
----	----------	---	---------------	---------------	-----	------------------------	--------------------------------

Park – Small B

14	24-00187	Proposed Urban Greening and Revitalization of Project 6 Pocket Park at Road 1	Project 6	2,471,890.08	90	Parks Development & Administration Department	20% Community Development Fund
15	24-00188	Proposed Urban Greening and Revitalization of Alley 200 Park (Maginghawa Street to Matimtiman Street)	Sikatuna	3,832,124.87	90	Parks Development & Administration Department	20% Community Development Fund
16	24-00189	Proposed Urban Greening and Revitalization of Alley 100 Park (Maginghawa Street to Mahiyain Street)	Teacher's Village East	4,375,287.67	120	Parks Development & Administration Department	20% Community Development Fund
17	24-00190	Proposed Urban Greening and Revitalization of Alley 136 Park (Maginghawa Street to Matimtiman Street)	Sikatuna	4,493,307.34	90	Parks Development & Administration Department	20% Community Development Fund

Park – Medium A

18	24-00173B	Proposed Redevelopment of Pugad Lawin Shrine	Bahay Toro	31,509,579.94	360	Parks Development & Administration Department	20% Community Development Fund – Continuing Appropriation
----	-----------	--	------------	---------------	-----	---	---

Electrical Work – Medium A

19	24-00145B	Proposed Installation of Solar Power System at Commonwealth Elementary School Including Net Metering Application	Commonwealth	12,317,262.22	120	Engineering Department	Special Education Fund
20	24-00149B	Proposed Installation of Solar Power System at Batasan Hills National High School Including Net Metering Application	Batasan Hills	12,468,274.28	120	Engineering Department	Special Education Fund
21	24-00155B	Proposed Installation of Solar Power System at Holy Spirit Elementary School Including Net Metering Application	Holy Spirit	12,771,548.68	120	Engineering Department	Special Education Fund

1. The **QUEZON CITY LOCAL GOVERNMENT**, through *funding source of various years* intends to apply the sum stated above being the Approved Budget for the Contract (ABC) to payments under the contract *for the above stated Projects*. Bids received in excess of the ABC shall be automatically rejected at bid opening.
2. The **QUEZON CITY LOCAL GOVERNMENT** now invites bids for the above Procurement Project. Completion of the Works is required *as stated above*. Bidders should have completed a contract similar to the Project. The description of an eligible bidder is contained in the Bidding Documents, particularly, in Section II (Instructions to Bidders).
3. Bidding will be conducted through open competitive bidding procedures using non-discretionary “*pass/fail*” criterion as specified in the 2016 revised Implementing Rules and Regulations (IRR) of Republic Act (RA) No. 9184.
4. Interested bidders may obtain further information from **QUEZON CITY LOCAL GOVERNMENT – BAC Secretariat** and inspect the Bidding Documents at the address given below *weekdays from 8:00 am. – 5:00 p.m.*
5. A complete set of Bidding Documents may be acquired by interested bidders on **27 November 2024 (Wednesday)** from given address and website/s below *and upon payment of a non-refundable fee for the Bidding Documents, pursuant to the latest Guidelines issued by the GPPB*. The Procuring Entity shall allow the bidder to present its proof of payment for the fees *presented in person*.

STANDARD RATES:

Approved Budget for the Contract	Maximum Cost of Bidding Documents (in Philippine Peso)
More than 500,000 up to 1 Million	1,000.00
More than 1 Million up to 5 Million	5,000.00
More than 5 Million up to 10 Million	10,000.00
More than 10 Million up to 50 Million	25,000.00
More than 50 Million up to 500 Million	50,000.00
More than 500 Million	75,000.00

The following are the requirements for purchase of Bidding Documents;

1. PhilGEPS Registration Certificate (Platinum – 3 Pages)
2. Document Request List (DRL)
3. Authorization to purchase bidding documents
 - 3.1 Secretary’s Certificate (for corporation)
 - 3.2 Special Power of Attorney (for sole proprietorship)
4. Notarized Joint Venture Agreement (if applicable)
5. Letter of Intent

It must be duly received by the BAC Secretariat at 2nd Floor, Procurement Department, Finance Building, Quezon City Hall Compound.

6. The **QC- BAC- INFRASTRUCTURE & CONSULTANCY** will hold a Pre-Bidding Conference¹ on **December 05, 2024 at 10:00 AM** at **2nd Floor, Procurement Department-Bidding Room, Finance Building, Quezon City Hall Compound** or we encourage the prospective bidders to join through our **Virtual Conference (ZOOM APP)** which shall be open to prospective bidders.

Virtual Conference (ZOOM APP)
Meeting ID: 854 9489 0133
Password: 273320

7. Bids must be duly received by the BAC Secretariat through manual submission at the office address as indicated below, on or before **December 17, 2024 – 9:00 AM**. Late bids shall not be accepted.
8. All bids must be accompanied by a bid security in any of the acceptable forms and in the amount stated in ITB Clause 16.

¹ May be deleted in case the ABC is less than One Million Pesos (PhP1,000,000) where the Procuring Entity may not hold a pre-bid conference.

9. Bid opening shall be on **December 17, 2024 – 10:00 AM** at **2nd Floor, Procurement Department-Bidding Room, Finance Building, Quezon City Hall Compound** and/or via Zoom. Bids will be opened in the presence of the bidders' representatives who choose to attend the activity.

Virtual Conference (ZOOM APP)

Meeting ID: 810 3646 5257

Password: 201522

10. The *Quezon City Local Government* reserves the right to reject any and all bids, declare a failure of bidding, or not award the contract at any time prior to contract award in accordance with Sections 35.6 and 41 of the 2016 revised Implementing Rules and Regulations (IRR) of RA No. 9184, without thereby incurring any liability to the affected bidder or bidders.
11. For further information, please refer to:

ATTY. DOMINIC B. GARCIA

OIC, Procurement Department

2nd Floor, Procurement Department,

Finance Building, Quezon City Hall Compound

Elliptical Road, Barangay Central Diliman, Quezon City.

Tel. No. (02)8988-4242 loc. 8506/8710

Email Add: bacinfra.procurement@quezoncity.gov.ph

Website: www.quezoncity.gov.ph

12. You may visit the following websites:

For downloading of Bidding Documents: <https://quezoncity.gov.ph/public-notice/procurement/>

By:


MS. MARIAN C. ORAYANI
Chairperson, BAC-Infrastructure and Consultancy Services

Section II. Instructions to Bidders

Notes on the Instructions to Bidders

This Section on the Instruction to Bidders (ITB) provides the information necessary for bidders to prepare responsive bids, in accordance with the requirements of the Procuring Entity. It also provides information on bid submission, eligibility check, opening and evaluation of bids, post-qualification, and on the award of contract.

1. Scope of Bid

The Procuring Entity, **Quezon City Government** invites Bids for the **PROPOSED DRAINAGE SYSTEM AT KALIRAYA STREET FROM ROTC HUNTER (STA. 0+000) TO G. ARANETA AVENUE (STA. 0+290) IN BARANGAY TATALON**, with Project Identification Number **24-00185**.

[Note: The Project Identification Number is assigned by the Procuring Entity based on its own coding scheme and is not the same as the PhilGEPS reference number, which is generated after the posting of the bid opportunity on the PhilGEPS website.]

The Procurement Project (referred to herein as “Project”) is for the construction of Works, as described in Section VI (Specifications).

2.

Funding Information

2.1. The GOP through the source of funding as indicated below for **2024** in the amount of **Forty-Three Million Five Hundred Forty-One Thousand Three Hundred Ninety-One Pesos and 67/100 Cts. (P 43,541,391.67)**.

2.2. The source of funding is:

a. LGUs, the Annual or Supplemental Budget, as approved by the Sanggunian.

3.

Bidding Requirements

The Bidding for the Project shall be governed by all the provisions of RA No. 9184 and its 2016 revised IRR, including its Generic Procurement Manual and associated policies, rules and regulations as the primary source thereof, while the herein clauses shall serve as the secondary source thereof.

Any amendments made to the IRR and other GPPB issuances shall be applicable only to the ongoing posting, advertisement, or invitation to bid by the BAC through the issuance of a supplemental or bid bulletin.

The Bidder, by the act of submitting its Bid, shall be deemed to have inspected the site, determined the general characteristics of the contracted Works and the conditions for this Project, such as the location and the nature of the work; (b) climatic conditions; (c) transportation facilities; (c) nature and condition of the terrain, geological conditions at the site communication facilities, requirements, location and availability of construction aggregates and other materials, labor, water, electric power and access roads; and (d) other factors that may affect the cost, duration and execution or implementation of the contract, project, or work and examine all instructions, forms, terms, and project requirements in the Bidding Documents.

4.

Corrupt, Fraudulent, Collusive, Coercive, and Obstructive Practices

The Procuring Entity, as well as the Bidders and Contractors, shall observe the highest standard of ethics during the procurement and execution of the contract. They or

through an agent shall not engage in corrupt, fraudulent, collusive, coercive, and obstructive practices defined under Annex “I” of the 2016 revised IRR of RA No. 9184 or other integrity violations in competing for the Project.

5. Eligible Bidders

- 5.1. Only Bids of Bidders found to be legally, technically, and financially capable will be evaluated.
- 5.2. The Bidder must have an experience of having completed a Single Largest Completed Contract (SLCC) that is similar to this Project, equivalent to at least fifty percent (50%) of the ABC adjusted, if necessary, by the Bidder to current prices using the PSA’s CPI, except under conditions provided for in Section 23.4.2.4 of the 2016 revised IRR of RA No. 9184.

A contract is considered to be “similar” to the contract to be bid if it has the major categories of work stated in the **BDS**.

- 5.3. For Foreign-funded Procurement, the Procuring Entity and the foreign government/foreign or international financing institution may agree on another track record requirement, as specified in the Bidding Document prepared for this purpose.
- 5.4. The Bidders shall comply with the eligibility criteria under Section 23.4.2 of the 2016 IRR of RA No. 9184.

6. Origin of Associated Goods

There is no restriction on the origin of Goods other than those prohibited by a decision of the UN Security Council taken under Chapter VII of the Charter of the UN.

7. Subcontracts

- 7.1. The Bidder may subcontract portions of the Project to the extent allowed by the Procuring Entity as stated herein, but in no case more than fifty percent (50%) of the Project.

The Procuring Entity has prescribed that:

a. Subcontracting is not allowed.

- 7.1. *[If Procuring Entity has determined that subcontracting is allowed during the bidding , state:]* The Bidder must submit together with its Bid the documentary requirements of the subcontractor(s) complying with the eligibility criterial stated in **ITB** Clause 5 in accordance with Section 23.4 of the 2016 revised IRR of RA No. 9184 pursuant to Section 23.1 thereof.
- 7.2. *[If subcontracting is allowed during the contract implementation stage, state:]* The Supplier may identify its subcontractor during the contract implementation stage. Subcontractors identified during the bidding may be changed during the

implementation of this Contract. Subcontractors must submit the documentary requirements under Section 23.1 of the 2016 revised IRR of RA No. 9184 and comply with the eligibility criteria specified in **ITB** Clause 5 to the implementing or end-user unit.

- 7.3. Subcontracting of any portion of the Project does not relieve the Contractor of any liability or obligation under the Contract. The Supplier will be responsible for the acts, defaults, and negligence of any subcontractor, its agents, servants, or workmen as fully as if these were the Contractor's own acts, defaults, or negligence, or those of its agents, servants, or workmen.

8. Pre-Bid Conference

The Procuring Entity will hold a pre-bid conference for this Project on the specified date and time and either at its physical address on **December 05, 2024 at 10:00 AM at 2nd Floor, Procurement Department-Bidding Room, Finance Building, Quezon City Hall Compound** and/or we encourage the prospective bidders to join through our **Virtual Conference (ZOOM APP) Meeting ID: 854 9489 0133 Password: 273320**

9. Clarification and Amendment of Bidding Documents

Prospective bidders may request for clarification on and/or interpretation of any part of the Bidding Documents. Such requests must be in writing and received by the Procuring Entity, either at its given address or through electronic mail indicated in the **IB**, at least ten (10) calendar days before the deadline set for the submission and receipt of Bids.

10. Documents Comprising the Bid: Eligibility and Technical Components

- 10.1. The first envelope shall contain the eligibility and technical documents of the Bid as specified in **Section IX. Checklist of Technical and Financial Documents**.
- 10.2. If the eligibility requirements or statements, the bids, and all other documents for submission to the BAC are in foreign language other than English, it must be accompanied by a translation in English, which shall be authenticated by the appropriate Philippine foreign service establishment, post, or the equivalent office having jurisdiction over the foreign bidder's affairs in the Philippines. For Contracting Parties to the Apostille Convention, only the translated documents shall be authenticated through an apostille pursuant to GPPB Resolution No. 13-2019 dated 23 May 2019. The English translation shall govern, for purposes of interpretation of the bid.
- 10.3. A valid PCAB License is required, and in case of joint ventures, a valid special PCAB License, and registration for the type and cost of the contract for this Project. Any additional type of Contractor license or permit shall be indicated in the **BDS**.

- 10.4. A List of Contractor's key personnel (e.g., Project Manager, Project Engineers, Materials Engineers, and Foremen) assigned to the contract to be bid, with their complete qualification and experience data shall be provided. These key personnel must meet the required minimum years of experience set in the **BDS**.
- 10.5. A List of Contractor's major equipment units, which are owned, leased, and/or under purchase agreements, supported by proof of ownership, certification of availability of equipment from the equipment lessor/vendor for the duration of the project, as the case may be, must meet the minimum requirements for the contract set in the **BDS**.

11. Documents Comprising the Bid: Financial Component

- 11.1. The second bid envelope shall contain the financial documents for the Bid as specified in **Section IX. Checklist of Technical and Financial Documents**.
- 11.2. Any bid exceeding the ABC indicated in paragraph 1 of the **IB** shall not be accepted.
- 11.3. For Foreign-funded procurement, a ceiling may be applied to bid prices provided the conditions are met under Section 31.2 of the 2016 revised IRR of RA No. 9184.

12. Alternative Bids

Bidders shall submit offers that comply with the requirements of the Bidding Documents, including the basic technical design as indicated in the drawings and specifications. Unless there is a value engineering clause in the **BDS**, alternative Bids shall not be accepted.

13. Bid Prices

All bid prices for the given scope of work in the Project as awarded shall be considered as fixed prices, and therefore not subject to price escalation during contract implementation, except under extraordinary circumstances as determined by the NEDA and approved by the GPPB pursuant to the revised Guidelines for Contract Price Escalation guidelines.

14. Bid and Payment Currencies

- 14.1. Bid prices may be quoted in the local currency or tradeable currency accepted by the BSP at the discretion of the Bidder. However, for purposes of bid evaluation, Bids denominated in foreign currencies shall be converted to Philippine currency based on the exchange rate as published in the BSP reference rate bulletin on the day of the bid opening.
- 14.2. *Payment of the contract price shall be made in:*
 - a. Philippine Pesos.

15. Bid Security

- 15.1. The Bidder shall submit a Bid Securing Declaration or any form of Bid Security in the amount indicated in the **BDS**, which shall be not less than the percentage of the ABC in accordance with the schedule in the **BDS**.
- 15.2. The Bid and bid security **in no case shall exceed One Hundred Twenty (120) calendar days from the date of opening of bids, unless duly extended by the bidder upon the request of the Head of the Procuring Entity (HoPE) of the Quezon City Local Government**. Any bid not accompanied by an acceptable bid security shall be rejected by the Procuring Entity as non-responsive.

16. Sealing and Marking of Bids

Each Bidder shall submit one copy of the first and second components of its Bid.

The Procuring Entity may request additional hard copies and/or electronic copies of the Bid. However, failure of the Bidders to comply with the said request shall not be a ground for disqualification.

If the Procuring Entity allows the submission of bids through online submission to the given website or any other electronic means, the Bidder shall submit an electronic copy of its Bid, which must be digitally signed. An electronic copy that cannot be opened or is corrupted shall be considered non-responsive and, thus, automatically disqualified.

17. Deadline for Submission of Bids

The Bidders shall submit on the specified date and time and either at its physical address or through online submission as indicated in paragraph 5 of the **IB**.

18. Opening and Preliminary Examination of Bids

- 18.1. The BAC shall open the Bids in public at the time, on the date, and at the place specified in paragraph 9 of the **IB**. The Bidders' representatives who are present shall sign a register evidencing their attendance. In case videoconferencing, webcasting or other similar technologies will be used, attendance of participants shall likewise be recorded by the BAC Secretariat.

In case the Bids cannot be opened as scheduled due to justifiable reasons, the rescheduling requirements under Section 29 of the 2016 revised IRR of RA No. 9184 shall prevail.

- 18.2. The preliminary examination of Bids shall be governed by Section 30 of the 2016 revised IRR of RA No. 9184.

19. Detailed Evaluation and Comparison of Bids

- 19.1. The Procuring Entity's BAC shall immediately conduct a detailed evaluation of all Bids rated "*passed*" using non-discretionary pass/fail criteria. The BAC

shall consider the conditions in the evaluation of Bids under Section 32.2 of 2016 revised IRR of RA No. 9184.

- 19.2. If the Project allows partial bids, all Bids and combinations of Bids as indicated in the **BDS** shall be received by the same deadline and opened and evaluated simultaneously so as to determine the Bid or combination of Bids offering the lowest calculated cost to the Procuring Entity. Bid Security as required by **ITB** Clause 15 shall be submitted for each contract (lot) separately.
- 19.3. In all cases, the NFCC computation pursuant to Section 23.4.2.6 of the 2016 revised IRR of RA No. 9184 must be sufficient for the total of the ABCs for all the lots participated in by the prospective Bidder.

20. Post Qualification

Within a non-extendible period of five (5) calendar days from receipt by the Bidder of the notice from the BAC that it submitted the Lowest Calculated Bid, the Bidder shall submit its latest income and business tax returns filed and paid through the BIR Electronic Filing and Payment System (eFPS), and other appropriate licenses and permits required by law and stated in the **BDS**.

21. Signing of the Contract

The documents required in Section 37.2 of the 2016 revised IRR of RA No. 9184 shall form part of the Contract. Additional Contract documents are indicated in the **BDS**.

Section III. Bid Data Sheet

Notes on the Bid Data Sheet (BDS)

The Bid Data Sheet (BDS) consists of provisions that supplement, amend, or specify in detail, information, or requirements included in the ITB found in Section II, which are specific to each procurement.

This Section is intended to assist the Procuring Entity in providing the specific information in relation to corresponding clauses in the ITB and has to be prepared for each specific procurement.

The Procuring Entity should specify in the BDS information and requirements specific to the circumstances of the Procuring Entity, the processing of the procurement, and the bid evaluation criteria that will apply to the Bids. In preparing the BDS, the following aspects should be checked:

- a. Information that specifies and complements provisions of the ITB must be incorporated.
- b. Amendments and/or supplements, if any, to provisions of the ITB as necessitated by the circumstances of the specific procurement, must also be incorporated.

Bid Data Sheet

ITB Clause																																														
5.2	For this purpose, similar contracts shall refer to contracts which have the same major categories of work.																																													
7.1	Subcontracting is not allowed.																																													
10.3	<i>No additional contractor license or permit is required</i> <i>In addition, eligible bidders shall qualify or comply with the following:</i> 1. Bidders with valid Philippine Contractors Accreditation Board (PCAB) Type FLOOD CONTROL - MEDIUM A																																													
10.4	<table><tr><td colspan="4">The minimum work experience requirements for key personnel are the following:</td></tr><tr><td>Qty.</td><td>Key Personnel</td><td>General Experience</td><td>Relevant Experience</td></tr><tr><td>1</td><td>Project Manager</td><td>3 Years</td><td>3 Years</td></tr><tr><td>1</td><td>Project-in-Charge</td><td>3 Years</td><td>3 Years</td></tr><tr><td>1</td><td>General Foreman</td><td>3 Years</td><td>3 Years</td></tr><tr><td>1</td><td>Trade Engineers/ Leadman for Civil Works</td><td>3 Years</td><td>3 Years</td></tr><tr><td>1</td><td>Safety Officer</td><td>3 Years</td><td>3 Years</td></tr><tr><td>1</td><td>DPWH duly accredited Materials Engineer</td><td>3 Years</td><td>3 Years</td></tr></table> <i>In addition, the bidder must execute an affidavit of undertaking duly notarized stating that the foregoing personnel shall perform work exclusively for the project until its completion. Please see attached bid forms.</i>	The minimum work experience requirements for key personnel are the following:				Qty.	Key Personnel	General Experience	Relevant Experience	1	Project Manager	3 Years	3 Years	1	Project-in-Charge	3 Years	3 Years	1	General Foreman	3 Years	3 Years	1	Trade Engineers/ Leadman for Civil Works	3 Years	3 Years	1	Safety Officer	3 Years	3 Years	1	DPWH duly accredited Materials Engineer	3 Years	3 Years													
The minimum work experience requirements for key personnel are the following:																																														
Qty.	Key Personnel	General Experience	Relevant Experience																																											
1	Project Manager	3 Years	3 Years																																											
1	Project-in-Charge	3 Years	3 Years																																											
1	General Foreman	3 Years	3 Years																																											
1	Trade Engineers/ Leadman for Civil Works	3 Years	3 Years																																											
1	Safety Officer	3 Years	3 Years																																											
1	DPWH duly accredited Materials Engineer	3 Years	3 Years																																											
10.5	<table><tr><td colspan="3">The minimum major equipment requirements are the following:</td></tr><tr><td>Equipment</td><td>Capacity</td><td>Number of Units</td></tr><tr><td>Backhoe w/ Pavement Breaker</td><td>0.80 cu.m.</td><td>1</td></tr><tr><td>Payloader</td><td>1.50 cu.m., 110 HP</td><td>1</td></tr><tr><td>Dump Truck</td><td>12 cu.yd.</td><td>2</td></tr><tr><td>Water Truck/ Pump</td><td>16000 L</td><td>1</td></tr><tr><td>Backhoe, Crawler Mounted</td><td>0.80 cu.m., 50 HP</td><td>1</td></tr><tr><td>Motorized Road Grader</td><td>140 HP</td><td>1</td></tr><tr><td>Vibratory Roller</td><td>10 m.t., SD100DC</td><td>1</td></tr><tr><td>Concrete Vibrator</td><td></td><td>2</td></tr><tr><td>Concrete Screeder</td><td>5.5 HP</td><td>1</td></tr><tr><td>Concrete Saw</td><td>7.5 HP, 14" Blade</td><td>1</td></tr><tr><td>Bar Cutter, Single Phase</td><td></td><td>2</td></tr><tr><td>Joint Sealer Machine</td><td></td><td>1</td></tr><tr><td>Plate Compactor</td><td>5 HP</td><td>1</td></tr></table>	The minimum major equipment requirements are the following:			Equipment	Capacity	Number of Units	Backhoe w/ Pavement Breaker	0.80 cu.m.	1	Payloader	1.50 cu.m., 110 HP	1	Dump Truck	12 cu.yd.	2	Water Truck/ Pump	16000 L	1	Backhoe, Crawler Mounted	0.80 cu.m., 50 HP	1	Motorized Road Grader	140 HP	1	Vibratory Roller	10 m.t., SD100DC	1	Concrete Vibrator		2	Concrete Screeder	5.5 HP	1	Concrete Saw	7.5 HP, 14" Blade	1	Bar Cutter, Single Phase		2	Joint Sealer Machine		1	Plate Compactor	5 HP	1
The minimum major equipment requirements are the following:																																														
Equipment	Capacity	Number of Units																																												
Backhoe w/ Pavement Breaker	0.80 cu.m.	1																																												
Payloader	1.50 cu.m., 110 HP	1																																												
Dump Truck	12 cu.yd.	2																																												
Water Truck/ Pump	16000 L	1																																												
Backhoe, Crawler Mounted	0.80 cu.m., 50 HP	1																																												
Motorized Road Grader	140 HP	1																																												
Vibratory Roller	10 m.t., SD100DC	1																																												
Concrete Vibrator		2																																												
Concrete Screeder	5.5 HP	1																																												
Concrete Saw	7.5 HP, 14" Blade	1																																												
Bar Cutter, Single Phase		2																																												
Joint Sealer Machine		1																																												
Plate Compactor	5 HP	1																																												

	<div> <div>Bar Bender</div> <div>2</div> </div> <div> <div>One Bagger Mixer</div> <div>1</div> </div> <div> <div>Truck Mounted Crane</div> <div>45T, 246 HP</div> <div>1</div> </div> <div> <div>Cargo Truck</div> <div>10 m.t., 270 HP</div> <div>1</div> </div> <div> <div>Vibro Hammer (DPD600T)</div> <div>60T, 201 HP</div> <div>1</div> </div> <div> <div>Hydraulic Pile Driver)</div> <div></div> <div></div> </div> <div> <div>Generator Set</div> <div>300 KW, 375 Kvo</div> <div>1</div> </div> <div> <div>Cutting Outfit</div> <div></div> <div>1</div> </div> <div> <div>Welding Machine (Electric Driven, DC Output)</div> <div>50 A</div> <div>1</div> </div> <div> <div>Concrete Batch Plant</div> <div>30 cu.m.</div> <div>1</div> </div> <div> <div>Transit Mixer</div> <div>5 cu.m.</div> <div>4</div> </div> <div> <div>Cargo Truck/Delivery Truck</div> <div>2-5 m.t.</div> <div>1</div> </div> <div> <div>Applicator Machine</div> <div></div> <div>1</div> </div> <div> <div>Kneading Machine</div> <div></div> <div>1</div> </div>
	<p><i>In addition, the bidder must execute an affidavit of undertaking duly notarized stating that the foregoing equipment shall be used exclusively for the project until its completion. Please see attached bid forms.</i></p>
12	[Insert Value Engineering clause if allowed.]
15.1	<p>The bid security shall be in the form of a Bid Securing Declaration with project number, or any of the following forms and amounts:</p> <p>a) The amount of not less than Php 870,827.83 or equivalent to two percent (2%) of ABC if bid security is in cash, cashier's/manager's check, bank draft/guarantee or irrevocable letter of credit; or</p> <p>b) The amount of not less than Php 2,177,069.58 or equivalent to five percent (5%) of ABC if bid security is in Surety Bond.</p>
19.2	Partial bid is not allowed. The infrastructure project is packaged in a single lot and the lot shall not be divided into sub-lots for the purpose of bidding, evaluation, and contract award.
20	No additional requirement.
21	<p>Additional Contract Documents relevant to the Project as required:</p> <p>1. Construction Schedule and S-curve,</p> <p>2. Manpower Schedule,</p> <p>3. Construction Methods,</p> <p>4. Equipment Utilization Schedule,</p> <p>5. PERT/CPM or other acceptable tools of project scheduling, shall be included in the submission of Technical Proposal.</p>

Section IV. General Conditions of Contract

Notes on the General Conditions of Contract

The General Conditions of Contract (GCC) in this Section, read in conjunction with the Special Conditions of Contract in Section V and other documents listed therein, should be a complete document expressing all the rights and obligations of the parties.

Matters governing performance of the Contractor, payments under the contract, or matters affecting the risks, rights, and obligations of the parties under the contract are included in the GCC and Special Conditions of Contract.

Any complementary information, which may be needed, shall be introduced only through the Special Conditions of Contract.

1. Scope of Contract

This Contract shall include all such items, although not specifically mentioned, that can be reasonably inferred as being required for its completion as if such items were expressly mentioned herein. All the provisions of RA No. 9184 and its 2016 revised IRR, including the Generic Procurement Manual, and associated issuances, constitute the primary source for the terms and conditions of the Contract, and thus, applicable in contract implementation. Herein clauses shall serve as the secondary source for the terms and conditions of the Contract.

This is without prejudice to Sections 74.1 and 74.2 of the 2016 revised IRR of RA No. 9184 allowing the GPPB to amend the IRR, which shall be applied to all procurement activities, the advertisement, posting, or invitation of which were issued after the effectivity of the said amendment.

2. Sectional Completion of Works

If sectional completion is specified in the **Special Conditions of Contract (SCC)**, references in the Conditions of Contract to the Works, the Completion Date, and the Intended Completion Date shall apply to any Section of the Works (other than references to the Completion Date and Intended Completion Date for the whole of the Works).

3. Possession of Site

3.1 The Procuring Entity shall give possession of all or parts of the Site to the Contractor based on the schedule of delivery indicated in the **SCC**, which corresponds to the execution of the Works. If the Contractor suffers delay or incurs cost from failure on the part of the Procuring Entity to give possession in accordance with the terms of this clause, the Procuring Entity's Representative shall give the Contractor a Contract Time Extension and certify such sum as fair to cover the cost incurred, which sum shall be paid by Procuring Entity.

3.2 If possession of a portion is not given by the above date, the Procuring Entity will be deemed to have delayed the start of the relevant activities. The resulting adjustments in contract time to address such delay may be addressed through contract extension provided under Annex "E" of the 2016 revised IRR of RA No. 9184.

4. The Contractor's Obligations

The Contractor shall employ the key personnel named in the Schedule of Key Personnel indicating their designation, in accordance with **ITB** Clause 10.3 and specified in the **BDS**, to carry out the supervision of the Works.

The Procuring Entity will approve any proposed replacement of key personnel only if their relevant qualifications and abilities are equal to or better than those of the personnel listed in the Schedule.

5. Performance Security

- 5.1. Within ten (10) calendar days from receipt of the Notice of Award from the Procuring Entity but in no case later than the signing of the contract by both parties, the successful Bidder shall furnish the performance security in any of the forms prescribed in Section 39 of the 2016 revised IRR.
- 5.2. The Contractor, by entering into the Contract with the Procuring Entity, acknowledges the right of the Procuring Entity to institute action pursuant to RA No. 3688 against any subcontractor be they an individual, firm, partnership, corporation, or association supplying the Contractor with labor, materials and/or equipment for the performance of this Contract.

6. Site Investigation Reports

The Contractor, in preparing the Bid, shall rely on any Site Investigation Reports referred to in the **SCC** supplemented by any information obtained by the Contractor.

7. Warranty

- 7.1. In case the Contractor fails to undertake the repair works under Section 62.2.2 of the 2016 revised IRR, the Procuring Entity shall forfeit its performance security, subject its property(ies) to attachment or garnishment proceedings, and perpetually disqualify it from participating in any public bidding. All payables of the GOP in his favor shall be offset to recover the costs.
- 7.2. The warranty against Structural Defects/Failures, except that occasioned-on force majeure, shall cover the period from the date of issuance of the Certificate of Final Acceptance by the Procuring Entity. Specific duration of the warranty is found in the **SCC**.

8. Liability of the Contractor

Subject to additional provisions, if any, set forth in the **SCC**, the Contractor's liability under this Contract shall be as provided by the laws of the Republic of the Philippines.

If the Contractor is a joint venture, all partners to the joint venture shall be jointly and severally liable to the Procuring Entity.

9. Termination for Other Causes

Contract termination shall be initiated in case it is determined *prima facie* by the Procuring Entity that the Contractor has engaged, before, or during the implementation of the contract, in unlawful deeds and behaviors relative to contract acquisition and implementation, such as, but not limited to corrupt, fraudulent, collusive, coercive, and obstructive practices as stated in **ITB** Clause 4.

10. Dayworks

Subject to the guidelines on Variation Order in Annex “E” of the 2016 revised IRR of RA No. 9184, and if applicable as indicated in the **SCC**, the Dayworks rates in the Contractor’s Bid shall be used for small additional amounts of work only when the Procuring Entity’s Representative has given written instructions in advance for additional work to be paid for in that way.

11. Program of Work

- 11.1. The Contractor shall submit to the Procuring Entity’s Representative for approval the said Program of Work showing the general methods, arrangements, order, and timing for all the activities in the Works. The submissions of the Program of Work are indicated in the **SCC**.
- 11.2. The Contractor shall submit to the Procuring Entity’s Representative for approval an updated Program of Work at intervals no longer than the period stated in the **SCC**. If the Contractor does not submit an updated Program of Work within this period, the Procuring Entity’s Representative may withhold the amount stated in the **SCC** from the next payment certificate and continue to withhold this amount until the next payment after the date on which the overdue Program of Work has been submitted.

12. Instructions, Inspections and Audits

The Contractor shall permit the GOP or the Procuring Entity to inspect the Contractor’s accounts and records relating to the performance of the Contractor and to have them audited by auditors of the GOP or the Procuring Entity, as may be required.

13. Advance Payment

The Procuring Entity shall, upon a written request of the Contractor which shall be submitted as a Contract document, make an advance payment to the Contractor in an amount not exceeding fifteen percent (15%) of the total contract price, to be made in lump sum, or at the most two installments according to a schedule specified in the **SCC**, subject to the requirements in Annex “E” of the 2016 revised IRR of RA No. 9184.

14. Progress Payments

The Contractor may submit a request for payment for Work accomplished. Such requests for payment shall be verified and certified by the Procuring Entity’s Representative/Project Engineer. Except as otherwise stipulated in the **SCC**, materials and equipment delivered on the site but not completely put in place shall not be included for payment.

15. Operating and Maintenance Manuals

- 15.1. If required, the Contractor will provide “as built” Drawings and/or operating and maintenance manuals as specified in the **SCC**.

- 15.2. If the Contractor does not provide the Drawings and/or manuals by the dates stated above, or they do not receive the Procuring Entity's Representative's approval, the Procuring Entity's Representative may withhold the amount stated in the **SCC** from payments due to the Contractor.

Section V. Special Conditions of Contract

Notes on the Special Conditions of Contract

Similar to the BDS, the clauses in this Section are intended to assist the Procuring Entity in providing contract-specific information in relation to corresponding clauses in the GCC found in Section IV.

The Special Conditions of Contract (SCC) complement the GCC, specifying contractual requirements linked to the special circumstances of the Procuring Entity, the Procuring Entity's country, the sector, and the Works procured. In preparing this Section, the following aspects should be checked:

- a. Information that complements provisions of the GCC must be incorporated.
- b. Amendments and/or supplements to provisions of the GCC as necessitated by the circumstances of the specific purchase, must also be incorporated.

However, no special condition which defeats or negates the general intent and purpose of the provisions of the GCC should be incorporated herein.

Special Conditions of Contract

GCC Clause	
2	Completion of work shall be within 90 calendar days.
4.1	The Procuring Entity shall give possession of all parts of the Site to the Contractor upon receipt of the Notice to Proceed.
6	The site investigation reports are: <i>[list here the required site investigation reports.]</i>
7.2	<p><i>[Select one, delete the other.]</i></p> <p><i>[In case of permanent structures, such as buildings of types 4 and 5 as classified under the National Building Code of the Philippines and other structures made of steel, iron, or concrete which comply with relevant structural codes (e.g., DPWH Standard Specifications), such as, but not limited to, steel/concrete bridges, flyovers, aircraft movement areas, ports, dams, tunnels, filtration and treatment plants, sewerage systems, power plants, transmission and communication towers, railway system, and other similar permanent structures:]</i> Fifteen (15) years.</p> <p><i>[In case of semi-permanent structures, such as buildings of types 1, 2, and 3 as classified under the National Building Code of the Philippines, concrete/asphalt roads, concrete river control, drainage, irrigation lined canals, river landing, deep wells, rock causeway, pedestrian overpass, and other similar semi-permanent structures:]</i> Five (5) years.</p> <p><i>[In case of other structures, such as bailey and wooden bridges, shallow wells, spring developments, and other similar structures:]</i> Two (2) years.</p>
10	Dayworks are applicable at the rate shown in the Contractor's original Bid.
13	The amount of the advance payment is no more that fifteen percent (15%) of the Contract Price subject to approval by the HOPE and compliance with the conditions under RA 9184 and its IRR.
14	No further instructions.
15.1	<p>The date by which operating and maintenance manuals are required is <i>thirty (30) days</i></p> <p>The date by which "as built" drawings are required as part of final payment</p>
15.2	The amount to be withheld for failing to produce "as built" drawings and/or operating and maintenance manuals by the date required is ten (10%) percent of the contract price.

Section VI. Specifications

Notes on Specifications

A set of precise and clear specifications is a prerequisite for Bidders to respond realistically and competitively to the requirements of the Procuring Entity without qualifying or conditioning their Bids. In the context of international competitive bidding, the specifications must be drafted to permit the widest possible competition and, at the same time, present a clear statement of the required standards of workmanship, materials, and performance of the goods and services to be procured. Only if this is done will the objectives of economy, efficiency, and fairness in procurement be realized, responsiveness of Bids be ensured, and the subsequent task of bid evaluation facilitated. The specifications should require that all goods and materials to be incorporated in the Works be new, unused, of the most recent or current models, and incorporate all recent improvements in design and materials unless provided otherwise in the Contract.

Samples of specifications from previous similar projects are useful in this respect. The use of metric units is mandatory. Most specifications are normally written specially by the Procuring Entity or its representative to suit the Works at hand. There is no standard set of Specifications for universal application in all sectors in all regions, but there are established principles and practices, which are reflected in these PBDs.

There are considerable advantages in standardizing General Specifications for repetitive Works in recognized public sectors, such as highways, ports, railways, urban housing, irrigation, and water supply, in the same country or region where similar conditions prevail. The General Specifications should cover all classes of workmanship, materials, and equipment commonly involved in construction, although not necessarily to be used in a particular Works Contract. Deletions or addenda should then adapt the General Specifications to the particular Works.

Care must be taken in drafting specifications to ensure that they are not restrictive. In the specification of standards for goods, materials, and workmanship, recognized international standards should be used as much as possible. Where other particular standards are used, whether national standards or other standards, the specifications should state that goods, materials, and workmanship that meet other authoritative standards, and which ensure substantially equal or higher quality than the standards mentioned, will also be acceptable. The following clause may be inserted in the SCC.

Sample Clause: Equivalency of Standards and Codes

Wherever reference is made in the Contract to specific standards and codes to be met by the goods and materials to be furnished, and work performed or tested, the provisions of the latest current edition or revision of the relevant standards and codes in effect shall apply, unless otherwise expressly stated in the Contract. Where such standards and codes are national, or relate to a particular country or region, other authoritative standards that ensure a substantially equal or higher quality than the standards and codes specified will be accepted

subject to the Procuring Entity's Representative's prior review and written consent. Differences between the standards specified and the proposed alternative standards shall be fully described in writing by the Contractor and submitted to the Procuring Entity's Representative at least twenty-eight (28) days prior to the date when the Contractor desires the Procuring Entity's Representative's consent. In the event the Procuring Entity's Representative determines that such proposed deviations do not ensure substantially equal or higher quality, the Contractor shall comply with the standards specified in the documents.

These notes are intended only as information for the Procuring Entity or the person drafting the Bidding Documents. They should not be included in the final Bidding Documents.



Republic of the Philippines
Quezon City
DEPARTMENT OF ENGINEERING
Civic Center Building B, Quezon City Hall Compound, Elliptical Road
Diliman, Central 1100 Quezon City
Trunkline: +63 2 8988 4242
E-mail address: engineering@quezoncity.gov.ph



PROJECT TITLE : PROPOSED DRAINAGE SYSTEM AT KALIRAYA STREET FROM ROTC HUNTER (STA. 0+000) TO G. ARANETA AVENUE (STA. 0+0290) IN BARANGAY TATALON

LOCATION : BARANGAY TATALON, DISTRICT 4, QUEZON CITY

GENERAL AND SPECIAL CONDITIONS OF CONTRACT AND TECHNICAL SPECIFICATIONS

Table of Contents

I. GENERAL CONDITIONS 3

1. DEFINITIONS 3

2. EXAMINATION OF MEMBER..... 3

3. LOCATION 3

4. EXECUTION, CORRELATION AND INTENT OF DOCUMENTS..... 3

5. DETAILED DRAWINGS AND INSTRUCTIONS 3

6. PLANS AND PROJECT SITE 3

7. SHOP DRAWINGS..... 3

8. REVISIONS..... 4

9. PROJECT SCHEDULE..... 4

10. WORKMANSHIP 4

11. MATERIALS 4

12. INSPECTION OF WORK..... 4

13. SUBSTANDARD WORK 4

14. LAWS AND REGULATIONS 4

15. MANNER OF PAYMENT 4

16. RETENTION MONEY 4

17. TEMPORARY FACILITIES..... 4

18. SITE CLEARING 5

19. TEMPORARY BARRICADES, SIGNAL LIGHTS, BILLBOARDS, ETC. 5

20. PERFORMANCE AND GUARANTEE BOND 5

21. TESTING AND COMMISSIONING 5

22. WARRANTY OBLIGATION 5

23. CONDITIONS OF WARRANTY 5

24. QUESTIONS AND DISAGREEMENTS 5

I. GENERAL CONDITIONS

1. DEFINITIONS

- A. OWNER : Local Government of Quezon City
- B. CONTRACTOR: Any person, entity, company, partnership, or association that enters an agreement with the Owner to provide materials, labor, tools, equipment, machinery, and other necessary facilities for the construction and finalization of the project as outlined in the accompanying plans and drawings.

2. EXAMINATION OF MEMBER

The Contractor must thoroughly inspect the premises prior to submitting any bids to ensure they have the complete understanding of the existing conditions.

3. LOCATION

The project is situated and must be referred to the approved Location Plan.

4. EXECUTION, CORRELATION AND INTENT OF DOCUMENTS

- A. The Contract Documents shall be signed by all parties in an adequate number of copies. Should any party fail to sign any item within the set of contract documents, identification by the Implementing Agency shall serve as sufficient validation.
- B. The items, specifications, and all other documents that constitute the contract are interrelated. Anything depicted in the plans but not explicitly detailed in the specifications, or vice versa, and anything not expressly stated in either but inherently implied, shall be provided or executed as if explicitly shown and stated in both, without additional cost. Where dimensions are provided numerically, they take precedence over measurements taken by scale.
- C. Carry out the work in strict accordance with the agreement, refraining from making any alterations or deviations without prior approval from the Implementing Agency.
- D. The Contractor is responsible for verifying and cross-checking all dimensions, particularly those specified in the plans. Any discrepancies found during the execution of the work will be the Contractor's direct responsibility.

5. DETAILED DRAWINGS AND INSTRUCTIONS

The supplementay documents and/or additional details / drawings and instructions necessary for the proper execution of the work shall be provided at the jobsite as required. These supplementary documents shall have equal authority as if they were originally included.

6. PLANS AND PROJECT SITE

Ensure that one (1) complete set of approved plans, specifications, supplementary detail drawings, and instructions is kept in good order and condition at the project site.

7. SHOP DRAWINGS

During construction, the Implementing Agency and/or Contractor shall provide shop drawings if deemed necessary. The Contractor must refrain from installing any item requiring shop drawings until such drawings have been duly approved by the Implementing Agency.

II. TECHNICAL SPECIFICATIONS	6
PART I - GENERAL REQUIREMENTS	6
PART II - EARTHWORKS	6
PART A – REMOVAL OF STRUCTURES	6
ITEM 101 – REMOVAL OF ACTUAL STRUCTURES / OBSTRUCTION	6
PART B – STRUCTURE EXCAVATION	6
ITEM 102(2) – ROADWAY EXCAVATION	6
ITEM 103(1) – EXCAVATION FOR STRUCTURES	6
PART III - CIVIL WORKS	6
PART A – SUB-BASE AND BASE COURSE	6
ITEM 200(1) – AGGREGATE SUBBASE COURSE	Error! Bookmark not defined.
ITEM 201(1) – AGGREGATE BASE COURSE	6
PART B – SURFACE COURSES	7
ITEM 311– PORTLAND CEMENT CONCRETE PAVEMENT	7
PART C – DRAINAGE AND SLOPE PROTECTION STRUCTURES	10
ITEM 500(1) - PIPE CULVERT AND STORM DRAINS	10
ITEM 500(5) – TAPPING DRAINAGE	11
ITEM 502(1) – MANHOLES	11
ITEM 502(2) – INLETS	13
ITEM 502(5) – METAL FRAME & GRATINGS, HOT DIPPED GALVANIZED	15
ITEM 600(4) – CURB AND GUTTER	15
ITEM 601 – CONCRETE SIDEWALK	16
ITEM 612 – REFLECTORIZED THERMOPLASTIC PAVEMENT MARKINGS	17
ITEM SPL 13 – STEEL BARRICADE (RENTAL)	17

8. REVISIONS

The Owner and the Implementing Agency may alter or revise the plans, including changes during the project's progress, without breaching the terms of the agreement as much as possible within the project schedule. Any additional costs incurred for labor or materials will be added to or deducted from the original contract price as necessary and validated.

9. PROJECT SCHEDULE

The Contractor is required to prepare and submit to the Implementing Agency, prior to commencing project operations, a comprehensive work schedule outlining the entire construction duration. This schedule must include estimated timeframes for completing each project stage and phase (Milestone).

10. WORKMANSHIP

The project shall be completed with top-tier workmanship in strict accordance with the plans and specifications, ensuring full approval and acceptance from the Implementing Agency.

11. MATERIALS

Only materials of the highest quality for their respective types shall be used unless otherwise stated in the plans and technical specifications. They must be stored and protected adequately to prevent damage.

12. INSPECTION OF WORK

The Contractor shall make the work accessible for inspection by the Implementing Agency, the Owner, and other authorized personnel overseeing the project.

13. SUBSTANDARD WORK

Any work or materials deemed unacceptable by the Architect must be promptly removed and replaced with suitable alternatives at no additional cost. Disposed materials must be promptly removed from the premises.

14. LAWS AND REGULATIONS

The Contractor is responsible for adhering to all current labor laws and regulations. They shall indemnify the Owner from any associated liabilities, and at their own cost, promptly settle all taxes, fees, and licenses owed to the government—both national and local—resulting from their work on the project.

15. MANNER OF PAYMENT

Payments to the Contractor will be made based on the progress of work completed within each period, subject to verification, approval, and recommendation by the Implementing Agency.

16. RETENTION MONEY

Progress payments will have a ten percent (10%) retention withheld. The retained funds will be released upon satisfactory completion of the work and issuance of the Certificate of Final Completion and Acceptance.

17. TEMPORARY FACILITIES

The Contractor is responsible for arranging temporary water, power, and telephone services from local utility companies throughout the construction period. All associated costs is included in the contract and shall be shouldered by the Contractor. The Contractor

must provide a temporary restroom in a discreet and sanitary manner, and it must be removed once the work is completed.

18. SITE CLEARING

The site must be clean, cleared and ready for occupancy prior to the issuance of the certificate of completion and acceptance. No construction debris must be left on the site premises.

19. TEMPORARY BARRICADES, SIGNAL LIGHTS, BILLBOARDS, ETC.

The contractor shall provide all necessary measures such as but not limited to temporary enclosures, billboards and safety signages that must be visible on the site premises.

20. PERFORMANCE AND GUARANTEE BOND

To ensure the Contractor's faithful performance under the contract, they must provide a Performance Bond equivalent to thirty percent (30%) of the contract price. The bond can be in the form of cash, manager's check, or surety bond, callable upon request.

21. TESTING AND COMMISSIONING

The Contractor shall ensure that comprehensive testing and commissioning of the equipment/system is included as an integral part of the performance obligations under this Contract. Testing shall be conducted in accordance with industry standards and shall verify that the equipment/system meets all specified performance criteria and operational requirements set forth in the Contract documents.

22. WARRANTY OBLIGATION

The Contractor hereby warrants that the equipment/system provided under this Contract shall be free from defects in materials and workmanship for a period stated in the technical documents such as but not limited to plans and technical specifications from the date of commissioning. This warranty includes, but is not limited to, ensuring that the equipment/system functions in accordance with its specifications and is suitable for its intended purpose as outlined in the Contract.

23. CONDITIONS OF WARRANTY

The warranty provided herein shall be subject to the following conditions: a. Any defect or non-conformance discovered during the warranty period shall be promptly reported to the Contractor in writing. b. The Contractor shall, at its own cost and expense, promptly repair or replace any defective parts or components of the equipment/system covered under this warranty. c. The warranty shall not cover damages or defects resulting from misuse, neglect, improper installation, alterations, accidents, or unauthorized repair or modification of the equipment/system.

24. QUESTIONS AND DISAGREEMENTS

Any questions or disputes between the Contractor and the Owner regarding the interpretation of the plans and specifications shall be referred to the Implementing Agency. The decision of the Implementing Agency on such matters shall be binding and final.

II. TECHNICAL SPECIFICATIONS

PART I - GENERAL REQUIREMENTS

PART II - EARTHWORKS

PART A – REMOVAL OF STRUCTURES

ITEM 101 – REMOVAL OF ACTUAL STRUCTURES / OBSTRUCTION DESCRIPTION

This Item shall consist of the removal wholly or in part, and satisfactory disposal of all buildings, fences, structures, old pavements, abandoned pipe lines, and any other obstructions which are not designated or permitted to remain, except for the obstructions to be removed and disposed off under other items in the Contract. It shall also include the salvaging of designated materials and backfilling the resulting trenches, holes, and pits.

PART B – STRUCTURE EXCAVATION

ITEM 102(2) – ROADWAY EXCAVATION DESCRIPTION

Roadway excavation will include excavation and grading for roadways, parking areas, intersections, approaches, slope rounding, benching, waterways and ditches; removal of unsuitable material from the roadbed and beneath embankment areas; and excavating selected material found in the roadway as ordered by the Engineer for specific use in the improvement.

ITEM 103(1) – EXCAVATION FOR STRUCTURES DESCRIPTION

This item shall consist of the necessary excavation for reinforced concrete pipes, lined canal, box culverts and other structures not otherwise provided for in the Specifications. Except as otherwise provided for pipe culverts, the backfilling of completed structures and the disposal of all excavated materials shall be in accordance with this specification and in reasonably close conformity with the Plans or as established by the Engineer-In-Charge. This Item shall include necessary diverting of live streams, bailing, pumping, draining, sheeting, bracing, and the necessary construction of cribs and cofferdams, and furnishing the materials therefore, and the subsequent removal of cribs and cofferdams and the placing of all necessary backfill. It shall also include the furnishing and placing of approved foundation fill material to replace unsuitable material encountered below the foundation elevation of structures.

PART III - CIVIL WORKS

PART A – SUB-BASE AND BASE COURSE

ITEM 201(1) – AGGREGATE BASE COURSE DESCRIPTION

This Item shall consist of furnishing, placing and compacting an aggregate base course on a prepared subgrade/subbase in accordance with this Specification and the lines, grades, thickness and typical cross-sections shown on the Plans, or as established by the Engineer-In-charge.

MATERIAL REQUIREMENTS

Aggregate for base course shall consist of hard, durable particles or fragments of crushed stone, crushed slag or crushed or natural gravel and filler of natural or crushed sand or other finely divided mineral matter. The composite material shall be free from vegetable matter and lumps or balls of clay, and shall be of such nature that it can be compacted readily to form a firm, stable base. In some areas where the conventional base course materials are scarce or non-available, the use of 40% weathered limestone blended with 60% crushed stones or gravel shall be allowed, provided that

the blended materials meet the requirements of this Item. The base course material shall conform to Table 201.1, whichever is called for in the Bill of Quantities.

Table 201.1 – Grading Requirements

Sieve Designation		Mass Percent Passing	
Standard, mm	Alternate US Standard	Grading A	Grading B
50	2"	100	
37.5	1 – 1/2"	-	100
25	1"	60 – 85	-
19	3/4 "	-	60 – 85
12.5	1/2 "	35 – 85	-
4.75	No. 4	20 - 50	30 – 55
0.425	No. 40	5 – 20 0 -	8 – 25 2
0.075	No. 200	12	- 14

PART B – SURFACE COURSES

ITEM 311– PORTLAND CEMENT CONCRETE PAVEMENT
DESCRIPTION

This Item shall consist of pavement of Portland Cement Concrete, with or without reinforcement, constructed on the prepared base in accordance with this Specification and in conformity with lines, grades, thickness and typical cross- section shown on the Plans. Compressive strength for concrete mix to be used shall not be less than 3,500 psi.

MATERIAL REQUIREMENTS

PORTLAND CEMENT

It shall conform to the applicable requirements of Item 700, Hydraulic Cement. Only Type I Portland Cement shall be used unless otherwise provided for in the Special Provisions. Different brands or the same brands from different mills shall not be mixed nor shall they be used alternately unless the mix is approved by the Engineer. However, the use of Portland Pozzolana Cement Type IP meeting the requirements of AASHTO M 240/ASTM C 695, Specifications for Blended Hydraulic Cement shall be allowed, provided that trial mixes shall be done and that the mixes meet the concrete strength requirements, the AASHTO/ASTM provisions pertinent to the use of Portland Pozzolana Type IP shall be adopted. Cement which for any reason, has become partially set or which contains lumps of caked cement shall be rejected. Samples of cement shall be obtained in accordance with AASHTO T 127.

FINE AGGREGATES

It shall consist of natural sand, stone screenings or other inert materials with similar characteristics, or combinations thereof, having hard, strong and durable particles. Fine aggregate from different sources of supply shall not be mixed or stored in the same pile nor used alternately in the same class of concrete without the approval of the Engineer.

It shall not contain more than three (3) mass percent of material passing the 0.075 mm (No. 200 sieve) by washing nor more than one (1) mass percent each of clay lumps or shale. The use of beach sand will not be allowed without the approval of the Engineer.

If the fine aggregate is subjected to five (5) cycles of the sodium sulfate soundness test, the weighted loss shall not exceed 10 mass percent.

The fine aggregate shall be free from injurious amounts of organic impurities. If subjected to the colorimetric test for organic impurities and a color darker than the standard is produced, it shall be rejected. However, when tested for the effect of organic impurities of strength of mortar by AASHTO T 71, the fine aggregate may be used if the relative strength at 7 and 28 days is not less than 95 mass percent.

The fine aggregate shall be well-graded from coarse to fine and shall conform to Table 311.1

Table 311.1 – Grading Requirements for Fine Aggregate

Sieve Designation	Mass Percent Passing
9.5 mm (3/8 in.)	100
4.75 mm (No. 4)	95 – 100
2.36 mm (No. 8)	-
1.18 mm (No. 16)	45 – 80
0.600 mm (No. 30)	-
0.300 mm (No. 50)	5 – 30
0.150 mm (No. 100)	10

COARSE AGGREGATES

It shall consist of crushed stone, gravel, blast furnace slag, or other approved inert materials of similar characteristics, or combinations thereof, having hard, strong, durable pieces and free from any adherent coatings.

It shall contain not more than one (1) mass percent of material passing the 0.075 mm (No. 200) sieve, not more than 0.25 mass percent of clay lumps, nor more than 3.5 mass percent of soft fragments.

If the coarse aggregate is subjected to five (5) cycles of the sodium sulfate soundness test, the weighted loss shall not exceed 12 mass percent.

It shall have a mass percent of wear not exceeding 40 when tested by AASHTO T 96.

If the slag is used, its density shall not be less than 1120 kg/m³ (70 lb./cu. ft.). The gradation of the coarse aggregate shall conform to Table 311.2.

Only one grading specification shall be used from any one source.

Table 311.2 – Grading Requirements for Coarse Aggregate

Sieve Designation		Mass Percent Passing		
Standard (mm)	Alternate U.S. Standard	Grading A	Grading B	Grading C
75	3 in.	100	-	-
63	2 – ½ in.	90 – 100	100	100
50	2 in.	- 90 – 100	95 – 100 37.5	1 – ½ in.
	25 – 60	35 – 70	-	
25	1 in.	- 0 – 15	35 – 70 19.0	¾ in.
	0 – 10	- -		
12.5	½ in.	0 – 5	0-5	10 – 30
4.75	No. 4	-	-	0 – 5

WATER

Water used in mixing, curing or other designated application shall be reasonably clean and free of oil, salt, acid, alkali, grass or other substances injurious to the finished product. Water will be tested in accordance with and shall meet the requirements of Item 714, Water. Water which is drinkable may be used without test. Where the source of water is shallow, the intake shall be so enclosed as to exclude silt, mud, grass or other foreign materials.

REINFORCING STEEL

It shall conform to the requirements of Item 404, Reinforcing Steel. Dowels and tie bars shall conform to the requirements of AASHTO M 31 or M 42, except that rail steel shall not be used for tie bars that are to be bent and straightened during construction. Tie bars shall be deformed bars. Dowels shall be plain round bars. Before delivery to the site of work, one-half of the length of each dowel shall be painted with one coat of approved lead or tar paint. The sleeves for dowel bars shall be metal of approved design to cover 50 mm (2 inches), plus or minus 5 mm (1/4 inch) of the dowel, with a closed end, and with a suitable stop to hold the end of the sleeve at least 25 mm (1 inch) from the end of the dowel. Sleeves shall be of such design that they do not collapse during

construction.

JOINT FILLERS

Poured joint fillers shall be mixed asphalt and mineral or rubber filler conforming to the applicable requirements of Item 705, Joint Materials.

Preformed joint filler shall conform to the applicable requirements of Item 705. It shall be punched to admit the dowels where called for in the Plans. The filler for each joint shall be furnished in a single piece for the full depth and width required for the joint.

ADMIXTURES

Air-entraining admixture shall conform to the requirements of AASHTO M 154. Chemical admixtures, if specified or permitted, shall conform to the requirements of AASHTO M 194. Fly Ash, if specified or permitted as a mineral admixture and as 20% partial replacement of Portland Cement in concrete mix shall conform to the requirements of ASTM C 618. Admixture should be added only to the concrete mix to produce some desired modifications to the properties of concrete where necessary, but not as partial replacement of cement.

CURING MATERIALS

Curing materials shall conform to the following requirements as specified;

- a) Burlap cloth - AASHTO M 182
- b) Liquid membrane forming compounds - AASHTO M 148
- c) Sheeting (film) materials - AASHTO M 171

Cotton mats and water-proof paper can be used.

CALCIUM CHLORIDE/CALCIUM NITRATE

It shall conform to AASHTO M 144, if specified or permitted by the Engineer-in-charge, as accelerator.

STORAGE OF CEMENT AND AGGREGATE

All cement shall be stored, immediately upon delivery at the Site, in weatherproof building which will protect the cement from dampness. The floor shall be raised from the ground. The buildings shall be placed in locations approved by the Engineer. Provisions for storage shall be ample, and the

shipments of cement as received shall be separately stored in such a manner as to allow the earliest deliveries to be used first and to provide easy access for identification and inspection of each shipment. Storage buildings shall have capacity for storage of a sufficient quantity of cement to allow sampling at least twelve (12) days before the cement is to be used. Bulk cement, if used, shall be transferred to elevated air tight and weatherproof bins. Stored cement shall meet the test requirements at any time after storage when retest is ordered by the Engineer-in-charge. At the time of use, all cement shall be free-flowing and free of lumps. The handling and storing of concrete aggregates shall be such as to prevent segregation or the inclusion of foreign materials. The Engineer may require that aggregates be stored on separate platforms at satisfactory locations. In order to secure greater uniformity of concrete mix, the Engineer may require that the coarse aggregate be separated into two or more sizes. Different sizes of aggregate shall be stored in separate bins or in separate stockpiles sufficiently removed from each other to prevent the material at the edges of the piles from becoming intermixed.

PROPORTIONING, CONSISTENCY AND STRENGTH OF CONCRETE

The Contractor shall prepare the design mix based on the absolute volume method as outlined in the American Concrete Institute (ACI) Standard 211.1, "Recommended Practice for Selecting Proportions for Normal and Heavyweight Concrete". It is the intent of this Specification to require at least 364 kg of cement per cubic meter of concrete to meet the minimum strength requirements. The Engineer shall determine from laboratory tests of the materials to be used, the cement content and the proportions of aggregate and water that will produce workable concrete having a slump of between 40 and 75 mm (1-1/2 and 3 inches) if not vibrated or between 10 and 40 mm (1/2 and 1-1/2 inches) if vibrated, and a flexural strength of not less than 3.8 MPa (550 psi) when tested by the third-point method or 4.5 MPa (650 psi) when tested by the mid-point method at fourteen (14) days in accordance with AASHTO T97 and T177, respectively; or a compressive strength of 24.1 MPa (3500 psi) for cores taken at fourteen (14) days and tested in accordance with AASHTO T24. Slump shall be determined using AASHTO T 119. The designer shall consider the use of lean concrete (econocrete) mixtures using local materials or specifically modified conventional concrete mixes in base course and in the lower course composite, monolithic

concrete pavements using a minimum of 75 mm (3 inches) of conventional concrete as the surface course. The mix design shall be submitted to the Engineer for approval and shall be accompanied with certified test data from an approved laboratory demonstrating the adequacy of the mix design. A change in the source of materials during the progress of work may necessitate a new design mix.

PART C – DRAINAGE AND SLOPE PROTECTION STRUCTURES

ITEM 500(1) - PIPE CULVERT
DESCRIPTION

This item shall consist of the construction or reconstruction of pipe culverts and storm drains, hereinafter referred to as "conduit" in accordance with this Specification and in conformity with the lines and grades shown on the Plans or as established by the Engineer.

MATERIAL REQUIREMENTS

Material shall meet the requirements specified in the following specifications:

Zinc coated (galvanized) corrugated iron or steel culverts and underdrains	AASHTO M 36
Cast iron culvert pipe	AASHTO M64
Concrete sewer, storm drain and culvert pipe	AASHTO M 86
Reinforced concrete culvert, storm drain and sewer pipe	AASHTO M 170
Bituminous coated corrugated metal culvert pipe and pipe arches	AASHTO M 190
Reinforced concrete arch culvert, storm drain and sewer pipe	AASHTO M 206
Reinforced concrete elliptical culvert, storm drain and sewer pipe	AASHTO M 207
Asbestos cement pipe for culverts and storm drains	AASHTO M 217

JOINT MORTAR

Joint mortar for concrete pipes shall consist of 1 part, by volume of Portland Cement and two (2) parts of approved sand with water as necessary to obtain the required consistency. Portland Cement and sand shall conform to the requirements of Item 405, Structural Concrete. Mortar shall be used within 30 minutes after its preparation.

Rubber gaskets	AASHTO M 198
----------------	--------------

OAKUM

Oakum for joints in bell and spigot pipes shall be made from hemp (Cannavis Sativa) line or Benares Sunn fiber or from a combination of these fibers. The oakum shall be thoroughly corded and finished and practically free from lumps, dirt and extraneous matter.

Hot poured joint sealing compound	AASHTO M 173
-----------------------------------	--------------

Bedding material shall conform to the requirements of Subsection 500.3.2, Bedding. Backfill material shall conform to the requirements of Subsection 500.3.6, Backfilling. When the location of manufacturing plants allows, the plants will be inspected periodically for compliance with specified manufacturing methods, and material samples will be obtained for laboratory testing for compliance with materials quality requirements. This shall be the basis for acceptance of manufacturing lots as to quality. Prior to and during incorporation of materials in the work, these materials will be subjected to the latest inspection and approval of the Engineer.

ITEM 500(5) – TAPPING DRAINAGE
DESCRIPTION

This item shall consist of tapping of affected drainage systems of houses and other building structures within the road-right-of-way in conformity with the Standard Specifications for Public Works and Highways and on location as shown on the plans.

MATERIAL REQUIREMENTS

JOINT MORTAR

Joint mortar for concrete pipes shall consist of one-part, by volume of Portland Cement and two-parts of approved sand with water as necessary to obtain the required consistency. Mortar shall be used within 30 minutes after its preparation

PORTLAND CEMENT

It shall conform to the applicable requirements of AASHTO M 85, Hydraulic Cement. Only Type I Portland Cement shall be used unless otherwise provided for in the Special Provisions. Different brands or the same brands from different mills shall not be mixed nor shall they be used alternately unless the mix is approved by the Engineer-in-charge. Cement which for any reason, has become partially set or which contains lumps of caked cement shall be rejected. Cement salvaged from the discarded or used bags shall not be used. Samples of cement shall be obtained in accordance with AASHTO T 127.

FINE AGGREGATES

It shall consist of natural sand, stone screenings or other inert materials with similar characteristics, or combinations thereof, having hard, strong and durable particles. Fine aggregate from different sources of supply shall not be mixed or stored in the same pile nor used alternately in the same class of concrete without the approval of the Engineer.

It shall not contain more than three (3) mass percent of material passing the 0.075 mm (No. 200 sieve) by washing nor more than one (1) mass percent each of clay lumps or shale. The use of beach sand will not be allowed without the approval of the Engineer.

If the fine aggregate is subjected to five (5) cycles of the sodium sulfate soundness test, the weighted loss shall not exceed 10 mass percent.

The fine aggregate shall be free from injurious amounts of organic impurities. If subjected to the colorimetric test for organic impurities and a color darker than the standard is produced, it shall be rejected. However, when tested for the effect of organic impurities of strength of mortar by AASHTO T 71, the fine aggregate may be used if the relative strength at 7 and 28 days is not less than 95 mass percent.

The fine aggregate shall be well-graded from coarse to fine and shall conform to Table 311.1

Table 311.1 – Grading Requirements for Fine Aggregate

Sieve Designation	Mass Percent Passing
9.5 mm (3/8 in.)	100
4.75 mm (No. 4)	95 – 100
2.36 mm (No. 8)	-
1.18 mm (No. 16)	45 – 80
0.600 mm (No. 30)	-
0.300 mm (No. 50)	5 – 30
0.150 mm (No. 100)	10

ITEM 502(1) – MANHOLES
DESCRIPTION

This item shall consist of construction of manholes in accordance with the Standard Specifications for Public Works and Highways and in reasonably close conformity with the lines and grades shown on the plans or as established by the Engineer-In-Charge.

MATERIAL REQUIREMENTS

Concrete for these structures shall meet the requirements of Item 405, Structural Concrete. Other materials shall meet the following specifications:

CORRUGATED METAL UNITS

The units shall conform to Plan dimensions and the metal to AASHTO M 36. Bituminous coating, when specified, shall conform to ASTM D 1187, Asphalt-base Emulsion for use as Protective Coating for Metal.

Sewer and manhole brick (Made from clay or shale)	AASHTO M 91
Building brick (Solid masonry units made from clay or shale)	AASHTO M 114

JOINT MORTAR

Unless otherwise indicated on the Plans, joints mortar shall be composed of one part Portland Cement and two parts fine aggregate by volume to which hydrated lime has been added in an amount equal to 10 percent of the cement by weight. All materials for mortar shall meet the requirements of Item 405, Structural Concrete.

LADDER RUNGS

Metal units shall conform to the plan dimensions and to the following specification requirements for the designated materials. Metal gratings and covers which are to rest on frames shall bear on them evenly. They shall be assembled before shipment and so marked that the same pieces may be reassembled readily in the same position when installed. Inaccuracy of bearings shall be corrected by machining, if necessary. A frame and a grating or cover to be used with it shall constitute one pair.

All castings shall be uniformly coated with asphalt-based emulsion meeting the requirements of ASTM D 1187, Asphalt-base Emulsion for use as Protective Coating for Metal. Samples of the material in casting shall be taken during the casting of the units and shall be separate casting poured from the same material as the casting they represent

Reinforcing Steel	AASHTO M 31
-------------------	-------------

PRE-CAST CONCRETE UNITS

These units shall be cast in substantial permanent steel forms. Structural concrete used shall attain a minimum 28-day compressive strength of 20.682 MPa (3000 psi). The pre-cast units shall be cured in accordance with AASHTO M 171. Water absorption of individual cores taken from such units shall not exceed 7 percent. Additional reinforcement shall be provided as necessary to provide for handling of the pre-cast units. A sufficient number of cylinders shall be cast from the concrete for each unit permit compression tests at 7, 14 and 28 days, and to allow for at least 3 cylinders for each test. If the strength requirement is met at 7 or 14 days, the units shall be certified for use 14 days from the date of casting. If the strength is not met at 28 days, all units made from that batch or load will be rejected. Cracks in units, honeycombed or patched areas in excess of 2,000 square millimeters, excessive water absorption and failure to meet strength requirements shall be the causes for rejection. Pre-cast reinforced concrete manhole risers and tops shall conform to the requirements of AASHTO M 199. The plants will be inspected periodically for compliance with specified manufacturing methods, and material samples will be obtained for laboratory testing for compliance with material quality requirements. This may be the basis for acceptance of manufacturing lots as the quality. All materials shall be subjected to inspection for acceptance as to condition at the latest practicable time the Engineer has the opportunity to check for compliance prior to or during incorporation of materials into the work.

ITEM 502(1)d – DETENTION BASIN
DESCRIPTION

This item shall consist of construction of manholes in accordance with the Standard Specifications for Public Works and Highways and in reasonably close conformity with the lines and grades shown on the plans or as established by the Engineer-In-Charge.

CONCRETE WORKS

1. Delivery, Storage, and Handling: All materials shall be so delivered, stored, and handled as to prevent the inclusion of foreign materials and the damage of materials by water or breakage. Package materials shall be delivered and stored in original packages until ready to be used. Packages or materials showing evidence of water or other damage shall be rejected.
2. Unless otherwise specified herein, concrete works shall conform to the requirements of the ACI Building Code. Full cooperation shall be given on trades to install embedded items. Provisions shall be made for setting items not placed in the forms. Before concrete is placed, embedded items shall have been inspected and tested for concrete aggregates and other materials shall have been done.
3. Materials
 - a. Cement for concrete shall conform to the requirements of specifications for Portland Cement (ASTM C – 150).
 - b. Water used in mixing concrete shall be clean and free from other injurious amounts of oils, acids, alkaline, organic materials or other substances that may be deleterious to concrete or steel.
 - c. Fine aggregates shall be beach or river sand conforming to ASTM C33, "Specification for Concrete Aggregates". Sand particle shall be coarse, sharp, clean free from salt, dust, loam, dirt and all foreign matters.
 - d. Coarse aggregates shall be either natural gravel or crushed rock conforming to the "Specifications for Concrete Aggregates (ASTM C33). The minimum size of aggregates shall be larger than one fifth (1/5) of the narrowest dimensions between sides of the forms within which the concrete is to be cast nor larger than three fourths (3/4) of the minimum clear spacing between reinforcing bars or between reinforcing bars and forms.
4. Proportioning and Mixing
 - a. Proportioning and mixing of concrete shall conform to the requirements for Item 405 of the standard specification with the following proportions:
 Cement: Sand: Gravel
 Class "A" - 1: 2: 3
 Class "B" - 1: 2: 4
 Class "C" - 1: 2 ½
 - b. Concrete mixture to be used for concrete shall conform with the structural requirements.
 - c. Mixing – concrete shall be machine mixed. Mixing shall begin within 30 minutes after the cement has been added to the aggregates.
5. Forms
 - a. General – Forms shall be used whatever necessary to confine the concrete and shape it to the required lines, or to insure the concrete of contamination with materials caving from adjacent, excavated surfaces. Forms shall have sufficient strength to withstand the pressure resulting from placement and vibration of the concrete, and shall be maintained rigidly in correct position. Forms shall be sufficiently tight to prevent loss or mortar from the concrete. Forms shall be ¼" (6mm) thick ordinary plywood and form lumber.
 - b. Cleaning of Forms – before placing the concrete, the contact surfaces of the formed hall be cleaned of encrustations of mortar, the grout or other foreign material.

- c. Removal of Forms – forms shall be removed in a manner which will prevent damage to the concrete. Forms shall not be removed without approval. Any repairs of surface imperfections shall be formed at once and airing shall be started as soon as the surface is sufficiently hard to permit it without further damage.

6. Placing Reinforcement:

Steel reinforcement shall be provided as indicated, together with all necessary tie wires, chairs, spacers, supports and other devices necessary to install and secure the reinforcement properly. All reinforcement, when placed, shall be free from loose, flaky rust and scale, oil, grease, clay and other coating and foreign substances that would reduce or destroy its bond with concrete. Reinforcement shall be placed accurately and secured in place by use of metal or concrete supports, spacers and ties. Such supports shall be used in such manner that they will not be exposed or contribute in any way, to the discoloration or deterioration of the concrete.

7. Conveying and Placing Concrete:

- a. Conveying – concrete shall be conveyed from mixer to forms as rapidly as applicable, by methods which will prevent segregation, or loss of ingredients. There will be no vertical drop greater than 1.5 meters except where suitable equipment is provided to prevent segregation and where specifically authorized.
- b. Placing – concrete shall be worked readily into the corners and angles of the forms and around all reinforcement and imbedded items without permitting the material to segregate, concrete shall be deposited as close as possible to its final position in the forms so that flow within the mass does not exceed two (2) meters and consequently segregation is reduced to a minimum near forms or embedded items, or elsewhere as directed, the discharge shall be so controlled that the concrete may be effectively compacted into horizontal layers not exceeding 30 centimeters in depth within the maximum lateral movement specified.
- c. Time interval between mixing and placing. Concrete shall be placed before initial set has occurred and before it has contained its water content for more than 45 minutes. No concrete mix shall be placed before 60 complete revolutions of the machine mixer.
- d. Consolidation of Concrete – concrete shall be consolidated with the aid of mechanical vibrating equipment and supplemented by the hand spading and tamping. Vibrators shall not be inserted into lower cured that have commenced initial set; and reinforcement embedded in concrete beginning to set or already set shall not be disturbed by vibrators. Consolidation around major embedded parts shall be by hand spading and tamping and vibrators shall not be used.
- e. Placing Concrete through reinforcement – In placing concrete through reinforcement, care shall be taken that no segregation of the coarse aggregate occurs. On the bottom of beams and slabs, where the congestion of steel near the forms makes placing difficult, a layer of mortar of the same cement-sand ratios as used in concrete shall be first deposited to cover the surfaces.

8. Curing

- a. General – All concrete shall be moist cured for a period not less than seven (7) consecutive days by an approved method or combination applicable to local conditions.
- b. Moist Curing – The surface of the concrete shall be kept continuously wet by covering with burlap plastic or other approved materials thoroughly saturated with water and keeping the covering spraying or intermittent hosing.

9. Finishing

- a. Concrete surfaces shall not be plastered unless otherwise indicated. Exposed concrete surfaces shall be formed with plywood, and after removal of forms, the surfaces shall be smooth, true to line and shall present or finished appearance except for minor defects which can be easily repaired with patching with cement mortar, or can be ground to a smooth surface to remove all joint marks of the form works.
- b. Concrete Slabs on Fill. The concrete slabs on fill shall be laid on a prepared foundation consisting of sub grade and granular fill with thickness equal to the thickness of the overlaying slab except when indicated.

ITEM 502(2) – INLETS
DESCRIPTION

This item shall consist of furnishing inlets in accordance with the Standard Specifications for Public Works and Highways and in reasonably close conformity with the lines and grades shown on the plans or as established by the Engineer-In-Charge.

MATERIAL REQUIREMENTS

Metal units shall conform to the plan dimensions and to the following specification requirements for the designated materials. Metal inlets which are to rest on frames shall bear on them evenly. They shall be assembled before shipment and so marked that the same pieces may be reassembled readily in the same position when installed. Inaccuracy of bearings shall be corrected by machining, if necessary. An inlet to be used with it shall constitute one pair. All castings shall be uniformly coated with asphalt-based emulsion meeting the requirements of ASTM D 1187, Asphalt-base Emulsion for use as Protective Coating for Metal. Samples of the material in casting shall be taken during the casting of the units and shall be separate casting poured from the same material as the casting they represent

Gray iron casting	AASHTO M 105
Mild to medium-strength carbon steel castings for general application	AASHTO M 103
Structural steel	AASHTO M 183
Reinforcing Steel	AASHTO M 31

ITEM 502(5) – METAL FRAME & GRATINGS, HOT DIPPED GALVANIZED
DESCRIPTION

This item shall consist of furnishing manhole covers in accordance with the Standard Specifications for Public Works and Highways and in reasonably close conformity with the lines and grades shown on the plans or as established by the Engineer-In-Charge.

MATERIAL REQUIREMENTS

Metal units shall conform to the plan dimensions and to the following specification requirements for the designated materials. Metal gratings and covers which are to rest on frames shall bear on them evenly. They shall be assembled before shipment and so marked that the same pieces may be reassembled readily in the same position when installed. Inaccuracy of bearings shall be corrected by machining, if necessary. A frame and a grating or cover to be used with it shall constitute one pair.

Mild to medium-strength carbon steel castings for general application	AASHTO M 103
Structural steel	AASHTO M 183
Galvanizing, where specified for these units, shall conform to the requirements of	AASHTO M 111
Reinforcing Steel	AASHTO M 31

ITEM 600(4) – CURB AND GUTTER
DESCRIPTION

This Item shall consist of the construction of curb and gutter either Precast or Cast in place, made of concrete in accordance with this Specification at the location, and in conformity with the lines, grades, dimensions and design, shown on the Plans or as required by the Engineer-in-charge.

MATERIAL FOR BED COURSE

Bed course materials as shown on the Plans shall consist of cinders, sand, slag, gravel, crushed stone, or other approved porous material of such grading that all the particles will pass through 12.5 mm (1/2 inch) sieve.

CONCRETE

Concrete shall be of the class indicated on the Plans and shall conform to the requirements of Item 405, Structural Concrete.

EXPANSION JOINT FILLER

Expansion joint filler shall conform to the requirements of AASHTO M 153/joint materials.

CEMENT MORTAR

Cement mortar shall consist of one part of Portland cement and two parts of fine aggregates with water added as necessary to obtain the required consistency. The mortar shall be used within 30 minutes of preparation.

BONDING COMPOUND

Where bonding compound is used, it shall conform to AASHTO M 200.

FORMS

Forms shall be of wood or metal as approved by the Engineer and shall extend to the full depth of the concrete. All forms shall be straight, free from warps and of adequate strength to resist distortion.

ITEM 601 – CONCRETE SIDEWALK
DESCRIPTION

This Item shall consist of the construction of asphalt or Portland Cement concrete sidewalk in accordance with this Specification and to the lines, grades, levels and dimensions shown on the Plans, or as required by the Engineer-in-charge.

MATERIAL REQUIREMENTS

PORTLAND CEMENT CONCRETE

The cement concrete shall be Class A as specified in Item 405, Structural Concrete.

ASPHALT

Asphaltic material shall be as specified in Item 308, Bituminous Plant-Mix Surface Course, Cold-Laid, or Item 310, Bituminous Concrete Surface Course, Hot-Laid.

EXPANSION JOINT FILLER

Unless otherwise ordered, the preformed joint filler shall have a thickness of 5 mm and shall conform to the requirements of Item 311, Portland Cement Concrete Pavement.

FORMS

Forms shall be of wood or metal as approved by the Engineer and shall extend to the full depth of the concrete. All forms shall be straight, free from warps and of adequate strength to resist distortion.

BED COURSE MATERIAL

Bed course material consists of cinders, sand, slag, gravel, crushed stone or other approved permeable granular material of such grading that all particles shall pass a 12.5 mm (1/2 inch)

sieve.

ASPHALTIC PRIME COAT

Prime coat shall be cut-back asphalt conforming to the requirements of Item 301, Bituminous Prime Coat.

ITEM 612 – REFLECTORIZED THERMOPLASTIC PAVEMENT MARKINGS
MATERIAL REQUIREMENTS

Reflectorized thermoplastic pavement material shall be homogeneously composed of pigment, filler, resins, and glass reflectorizing spheres.

The thermoplastic materials shall be available to both white and yellow.

Glass Beads (Pre-mix) shall be uncoated and shall comply with the following requirements:

Refractive Index, min. – 1.5

Spheres Percent, min. – 90

Gradation:

Sieve, mm	Mass Percent Passing
0.850	100
0.600	75 – 95
0.425	-
0.300	15 – 35
0.180	-
0.150	0 – 5

ITEM SPL 13 – STEEL BARRICADE (RENTAL)
DESCRIPTION

This item shall consist of installation of steel barriers on locations as established by the Engineer-In-Charge in conformity with the Standard size, design, layout and dimension as shown in the Plans.

MATERIAL REQUIREMENTS

Based on the standard design approved by and material requirement of the implementing agency.

NOTES:

All other item of works not covered by this listed TECHNICAL SPECIFICATIONS shall be ISSUED with supplemental specifications by the Implementing Agency based on the Program of Work and Approved Plan(s) for the proposed project.


ENGR. JALIL C. RIGA

C.E., Planning and Design Division

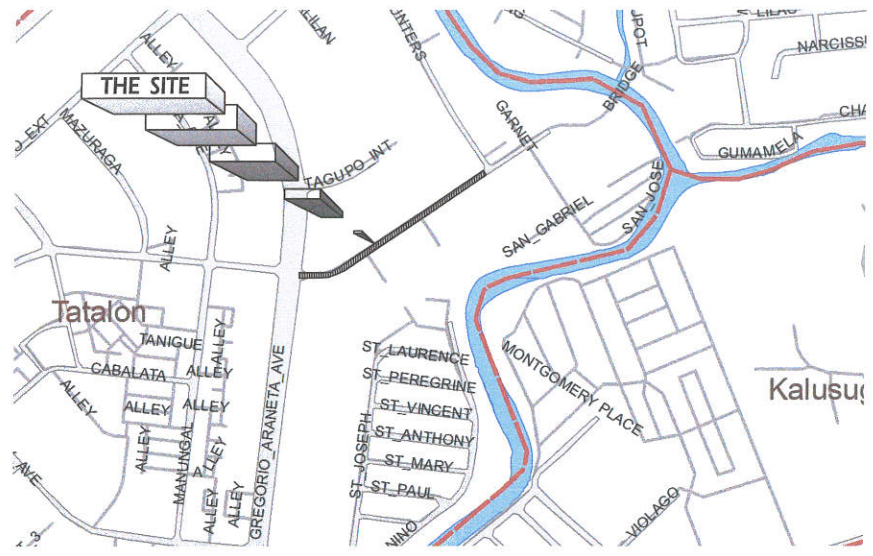

ENGR. ANDRAE RENZ B. LEE

C.E., Planning and Design Division

Section VII. Drawings

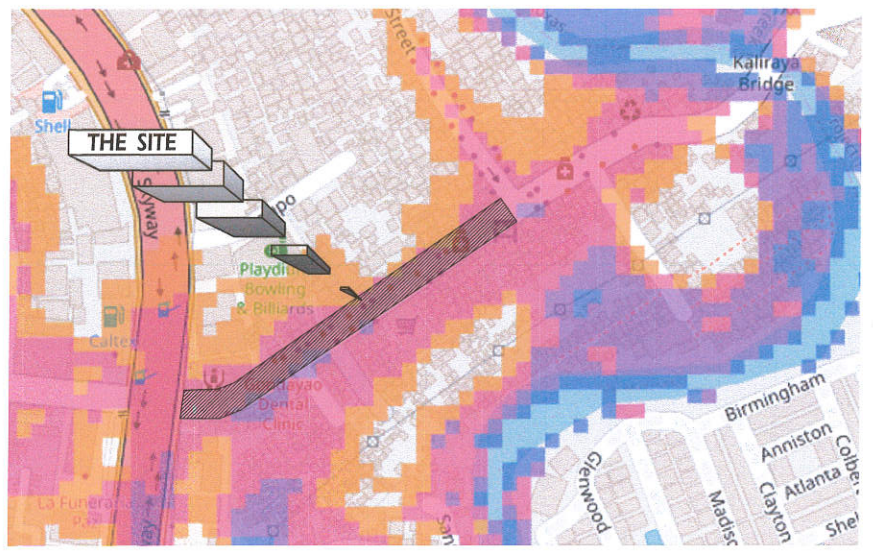
[Insert here a list of Drawings. The actual Drawings, including site plans, should be attached to this section, or annexed in a separate folder.]

11/10/21




1 VICINITY MAP

SCALE: NTS



2 LOCATION MAP

SCALE: NTS




3 PERSPECTIVE

SCALE: NTS


TABLE OF CONTENTS

CIVIL WORKS	
CW-01	VICINITY MAP
CW-02	LOCATION MAP
CW-03	PERSPECTIVE
CW-04	ROADWAY PLAN
CW-05	ROADWAY PLAN WITH THERMO PLASTIC LANE MARKINGS
CW-06	BLOW UP PLAN
CW-07	SECTION A
CW-08	BLOW UP
CW-09	SECTION B
CW-10	SHEET PILING SEGMENTS PLAN
CW-11	STEEL SHEET PILING (SHORING) DETAILS
CW-12	RC MANHOLE WITH INTERCEPTOR CURB
CW-13	INLET FOR 60" Ø RCP
CW-14	CAST IRON GUTTER DETAIL
CW-15	THERMO PLASTIC DETAIL
CW-16	STEEL BARRICADE DETAIL
STRUCTURAL	
ST-01	GENERAL NOTES
ST-02	SECTION
ST-03	DETENTION BASIN FOUNDATION PLAN
ST-04	DETENTION BASING FRAMING PLAN
ST-05	COLUMN DETAIL
ST-06	SCHEDULE OF BEAM

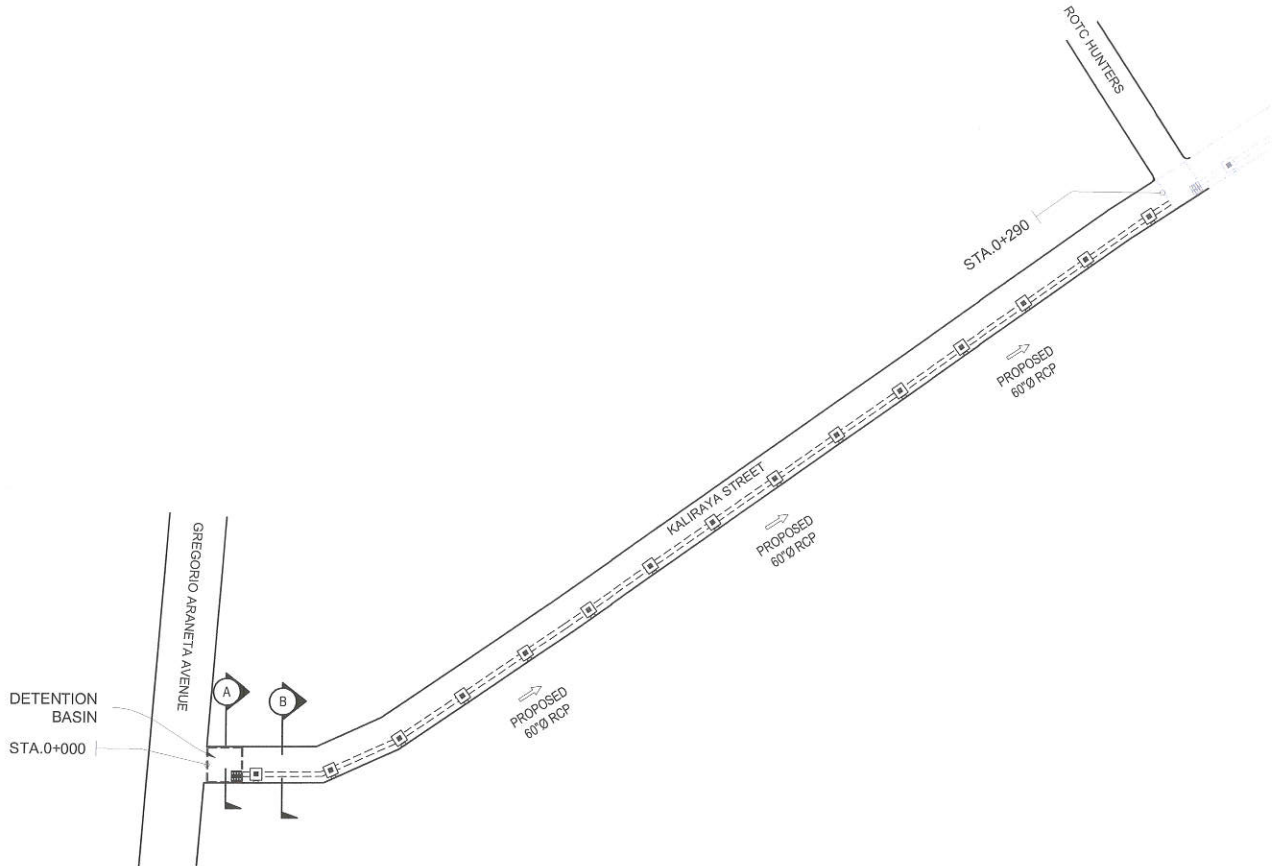
LEGENDS:



PROPOSED MANHOLE AND 60"Ø RCP





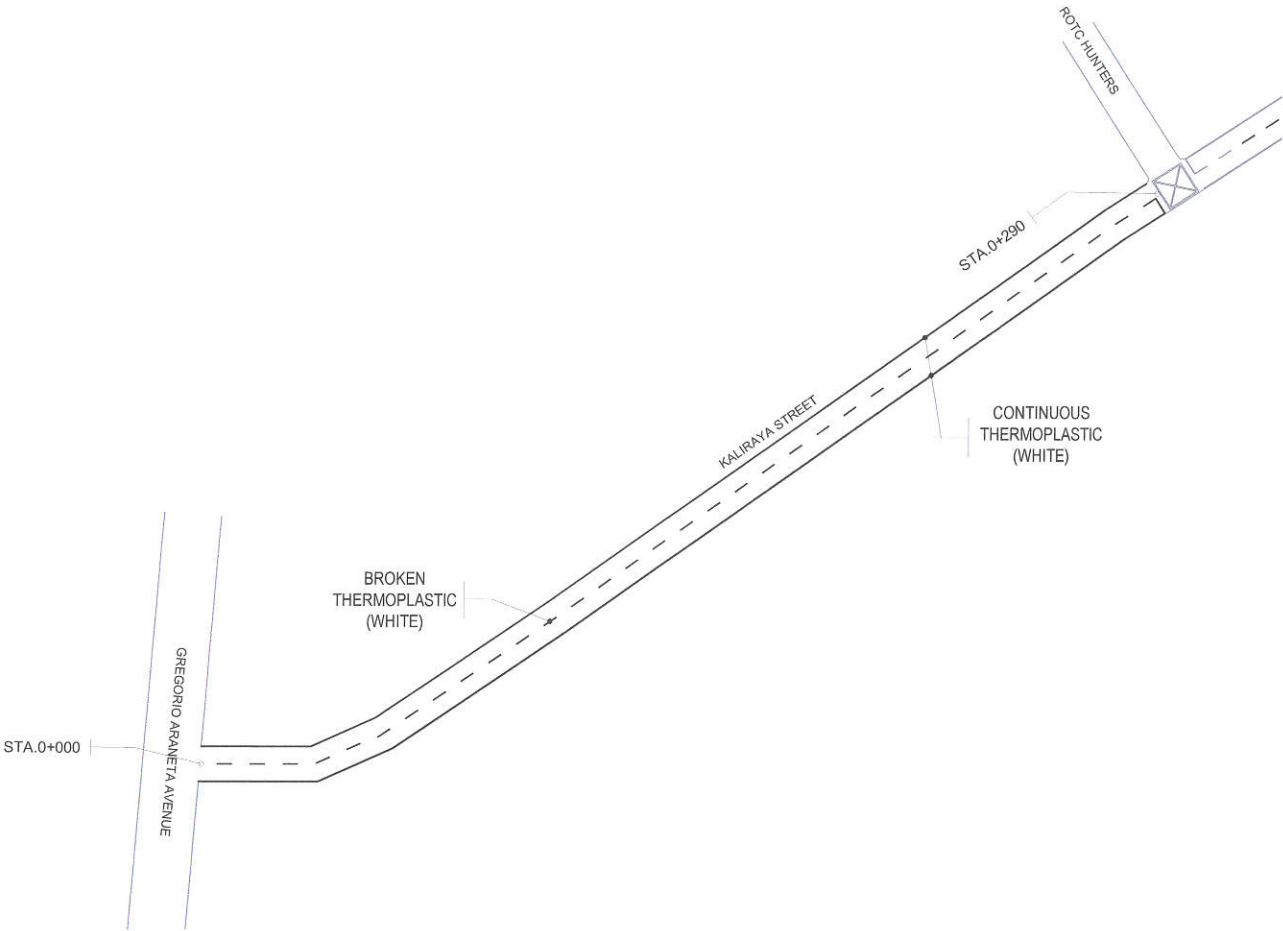
PROPOSED MANHOLE AND RCP FOR 36"Ø



1 ROADWAY PLAN

SCALE : NTS



 <div>Republika ng Pilipinas Lungsod ng Quezon DEPARTMENT OF ENGINEERING <small>Civic Center Building B, City Hall Compound, Elliptical Road Diliman, Central 1102 Quezon City Trunkline: +63 2 8955 4242 E-mail address: engineering@quezoncity.gov.ph</small></div>	PROJECT TITLE :	DATE:	SUBMITTED BY:	RECOMMENDING APPROVAL :	APPROVED BY :	SHEET CONTENT	SHEET NO.
	PROPOSED DRAINAGE SYSTEM AT KALIRAYA STREET FROM ROTC HUNTER (STA. 0+000) TO G. ARANETA AVENUE (STA. 1+290) IN BARANGAY TATALON	DESIGNED BY:  CIVIL ENGINEER	DRAWN BY: PAULO CHECKED BY: RDN	ENGR. FREDISWANDA DL. DE GUZMAN HEAD, PLANNING & DESIGN DIVISION	ATTY. MARK DALE DIAMOND P. PERRAL CITY ENGINEER	HON. MA. JOSEFINA G. BELMONTE CITY MAYOR, QUEZON CITY	ROADWAY PLAN
	LOCATION: BARANGAY TATALON, DISTRICT 1, QUEZON CITY	REVISION NO.:					CW-02 02 10

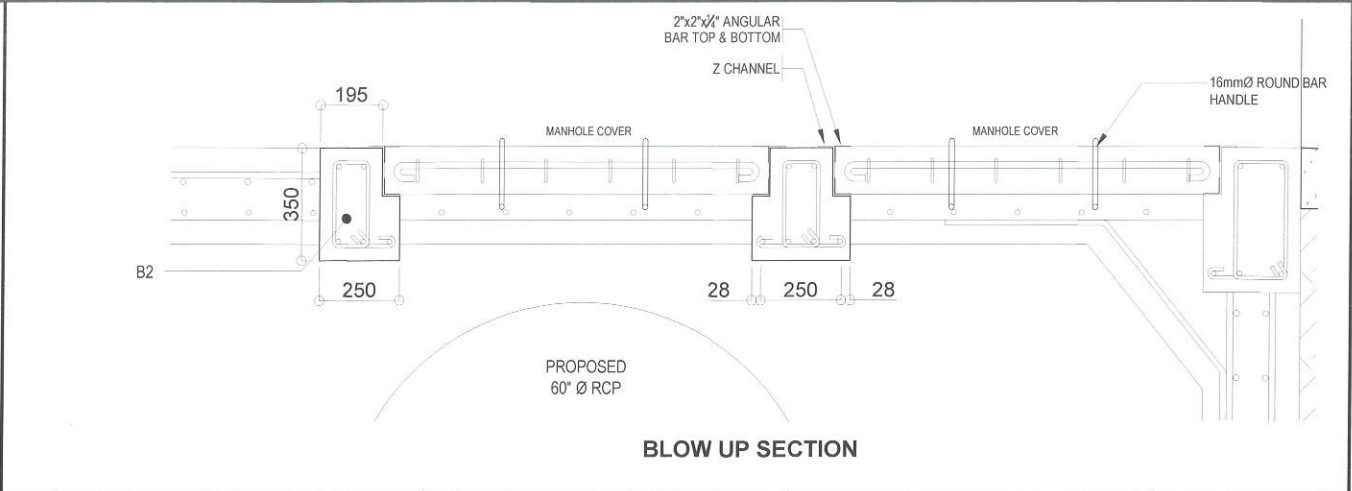
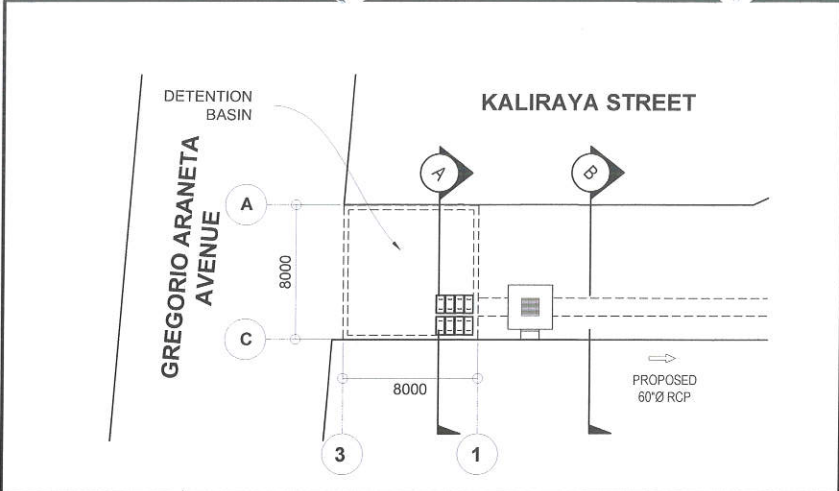


1

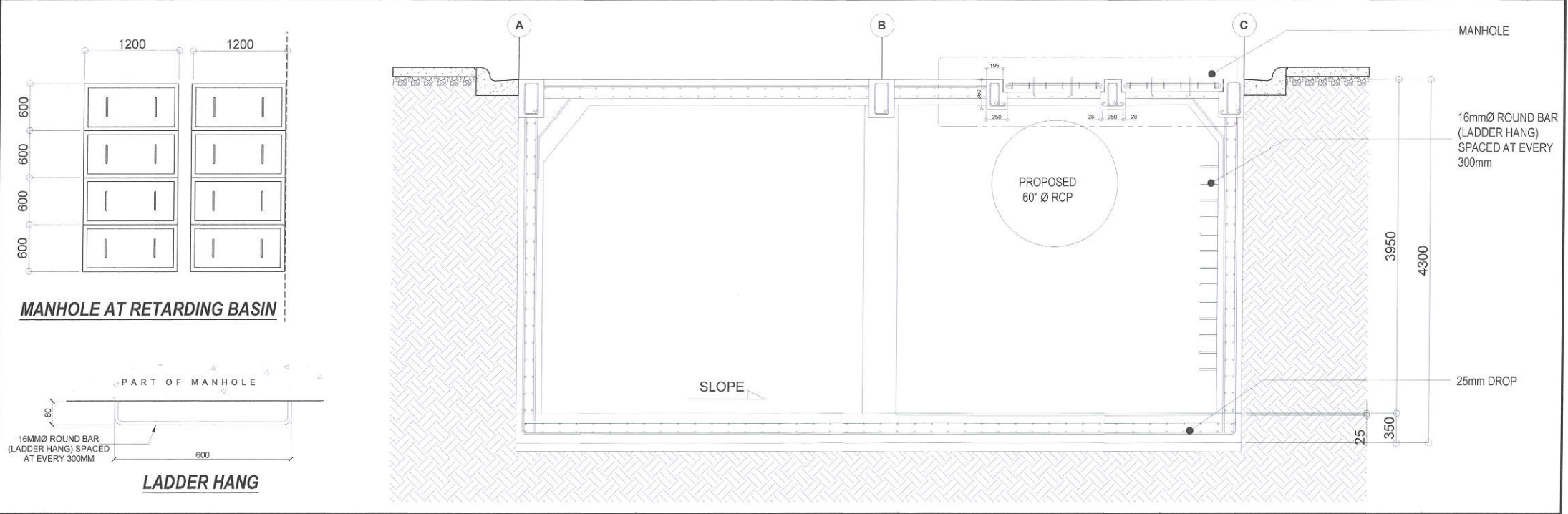
ROADWAY PLAN WITH THERMO PLASTIC LANE MARKINGS

SCALE: NTS






 <div>Republika ng Pilipinas Lungsod ng Quezon DEPARTMENT OF ENGINEERING <small>Civic Center Building B, City Hall Compound, Elliptical Road Diliman, Central 1105 Quezon City Trunkline: +63 2 8968 4242 E-mail address: engineering@quezoncity.gov.ph</small></div>	PROJECT TITLE :	DATE:	SUBMITTED BY:	RECOMMENDING APPROVAL :	APPROVED BY :	SHEET CONTENT	SHEET NO.
	PROPOSED DRAINAGE SYSTEM AT KALIRAYA STREET FROM ROTC HUNTER (STA. 0+000) TO G. ARANETA AVENUE (STA. 1+290) IN BARANGAY TATALON	DESIGNED BY:  CIVIL ENGINEER	DRAWN BY: PAULO CHECKED BY: RDN	ENGR. FREDISWINDA DL. DE GUZMAN HEAD, PLANNING & DESIGN DIVISION	ATTY. MARK DALE DIAMOND P. PERRAL CITY ENGINEER	HON. MA. JOSEFINA G. BELMONTE CITY MAYOR, QUEZON CITY	ROADWAY PLAN WITH THERMO PLASTIC LANE MARKINGS
	LOCATION: BARANGAY TATALON, DISTRICT 1, QUEZON CITY	REVISION NO.:					CW-03 03 10

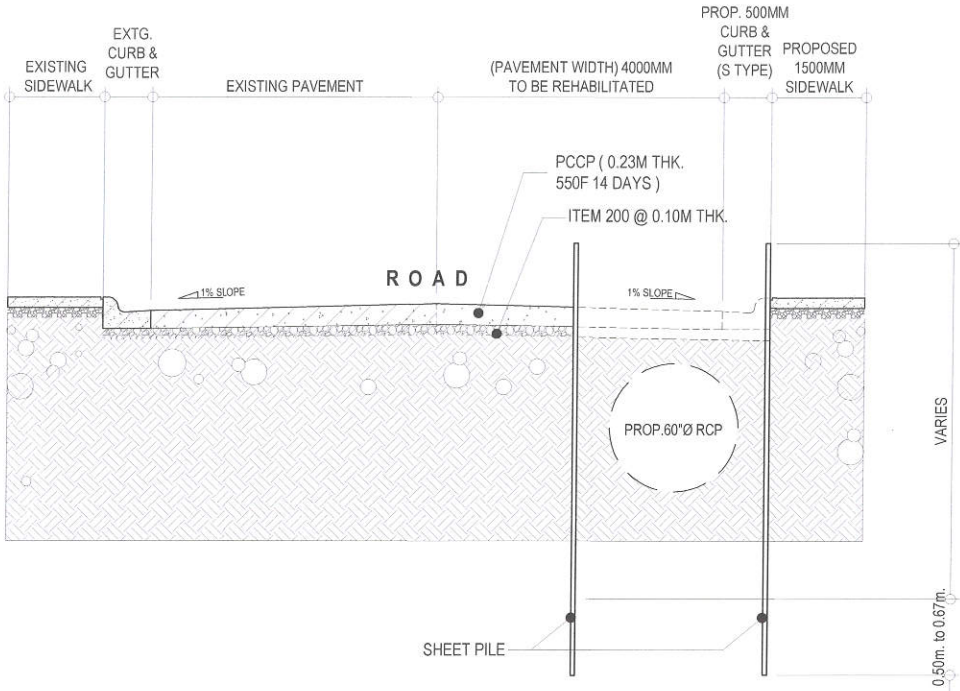


1	BLOW UP PLAN	SCALE: NTS	3	BLOW UP	SCALE: NTS
---	--------------	------------	---	---------	------------

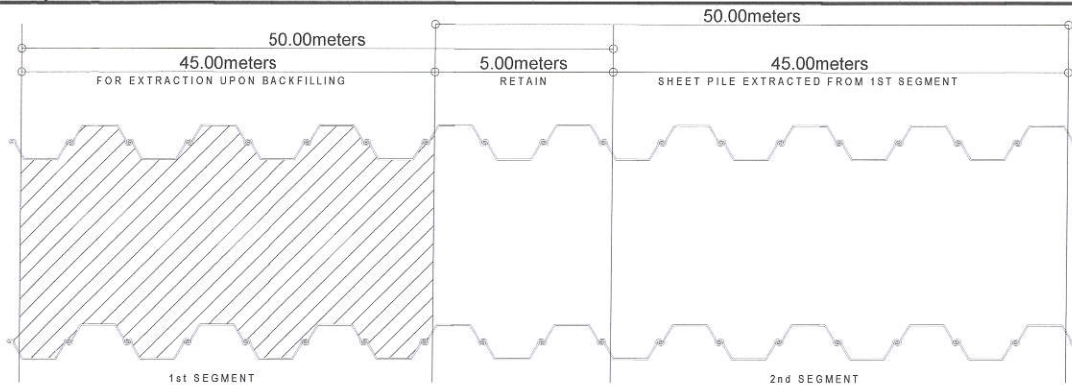


2	SECTION A	SCALE: NTS
---	-----------	------------

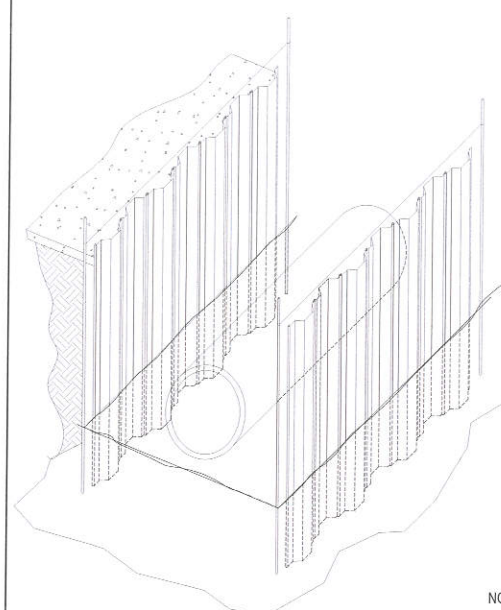
 <p>Republika ng Pilipinas Lungsod ng Quezon DEPARTMENT OF ENGINEERING Civic Center Building 8, City Hall Compound, Elliptical Road Diliman, Central 1100 Quezon City Telephone: +63 2 9988 4242 E-mail address: engineering@quezoncity.gov.ph</p>	PROJECT TITLE: PROPOSED DRAINAGE SYSTEM AT KALIRAYA STREET FROM ROTC HUNTER (STA. 0+000) TO G. ARANETA AVENUE (STA. 1+290) IN BARANGAY TATALON	DATE: DESIGNED BY:  CITY ENGINEER DRAWN BY: PAULO CHECKED BY: RDN REVISION NO.:	SUBMITTED BY:  ENGR. FREDISWANDA D. DE GUZMAN HEAD, PLANNING & DESIGN DIVISION	RECOMMENDING APPROVAL:  ATTY. MARK DALE DIAMOND P. PERRAL CITY ENGINEER	APPROVED BY:  HON. MA. JOSEFINA G. BELMONTE CITY MAYOR, QUEZON CITY	SHEET CONTENT BLOW UP PLAN SECTION A BLOW UP	SHEET NO. CW-04 04 10
---	--	--	--	---	---	---	-------------------------------------



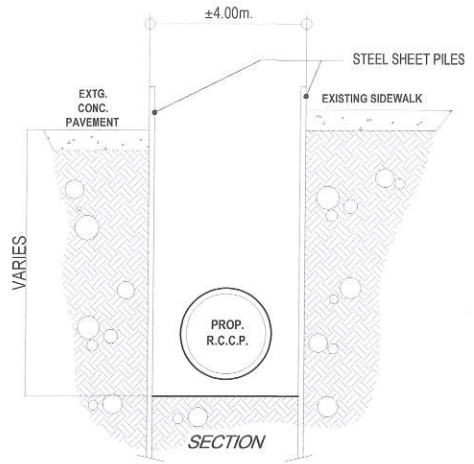
1 SECTION B



NOTE: TO BE APPLIED ON THE WHOLE STRETCH OF THE PROJECT.

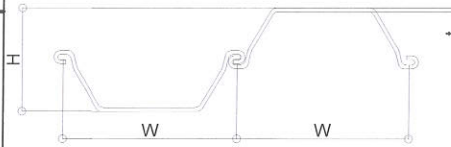


ISOMETRIC VIEW



NOTE:

1. ALL WORKS SHALL BE DONE IN ACCORDANCE WITH ALL PROVISIONS IN ITEM 1716 OF DPWH STANDARD SPECIFICATION.
2. BEFORE ANY WORK BEGINS IN ENVIRONMENTALLY SENSITIVE AREAS, TEMPORARY EROSION CONTROL MEASURES AND PROPER MANAGEMENT PRACTICES SHALL BE IN PLACE.
3. ALL TEMPORARY FENCING FOR PROTECTED AREAS SHALL BE INSTALLED PRIOR TO COMMENCEMENT OF WORK.
4. LOW GROUND DISTURBING EQUIPMENT SHALL BE UTILIZED IN ENVIRONMENTALLY SENSITIVE AREAS AS APPROVED BY THE CIVIL ENGINEER IN CHARGE.
5. STEEL SHEET PILES SHALL MEET THE REQUIREMENTS OF AASHTO M 2020 (ASTM A326), OR AASHTO M 223, THE JOINTS SHALL BE PRACTICALLY WATER TIGHT WHEN THE PILES ARE IN PLACE.
6. SHEET PILES SHALL BE DRIVEN TO ELEVATION SHOWN ON THE PLANS OR AS DIRECTED BY ENGINEER IN CHARGE.
7. THE REQUIREMENTS GOVERNING THE INSTALLATION OF SHEET PILING SHALL CONFORM IN GENERAL TO THOSE GOVERNING BEARING PILES AS SET FORTH UNDER ITEM 400 OF DPWH STANDARD SPECIFICATION PILING.
8. CORROSION PROTECTION MATERIAL SHALL APPLIED TO STEEL SHEET PILE PRIOR TO DRIVING.



SP-II STEEL SHEET PILING

COMBINED PILE PROPERTIES

SERIES	UNIT WIDTH W (mm)	UNIT HEIGHT H (mm)	THICKNESS t (mm)	MASS (kg/m)	MASS (kg/m)	TOTAL MODULUS (cm ⁴ /m)	TOTAL MOMENT OF INERTIA (cm ⁴ /m)	COATING AREA BOTH SIDE (cm ² /m)
SP-II	(400)	(200)	(10.5)	(48)	(120)	(874)	(8740)	(3.32)

2 SHEET PILING SEGMENTS PLAN

SCALE: NTS

3 STEEL SHEET PILINGS (SHORING) DETAILS

SCALE: NTS



Republika ng Pilipinas
Lungsod ng Quezon
DEPARTMENT OF ENGINEERING
Civil Center Building 8, City Hall Compound, Elliptical Road
Diliman, Central 1100 Quezon City
Trunkline: +63 2 9988 4242
E-mail address: engineering@quezoncity.gov.ph

PROJECT TITLE:

**PROPOSED DRAINAGE SYSTEM AT
KALIRAYA STREET FROM ROTC HUNTER
(STA. 0+000) TO G. ARANETA AVENUE (STA.
1+290) IN BARANGAY TATALON**

LOCATION:
BARANGAY TATALON, DISTRICT 1, QUEZON CITY

DATE:

DESIGNED BY:

CIVIL ENGINEER

REVISION NO.:

DRAWN BY: PAULO

CHECKED BY: RDN

SUBMITTED BY:

ENGR. FREDISWINDA DL. DE GUZMAN
HEAD, PLANNING & DESIGN DIVISION

RECOMMENDING APPROVAL:

ATTY. MARK DALE DIAMOND P. PERRAL
CITY ENGINEER

APPROVED BY:

HON. MA. JOSEFINA G. BELMONTE
CITY MAYOR, QUEZON CITY

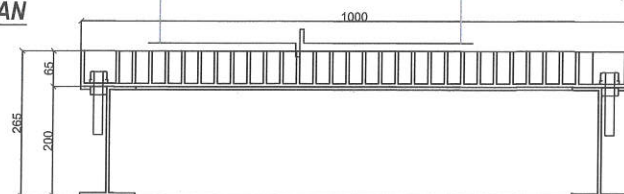
SHEET CONTENT

SECTION B
SHEET PILING SEGMENTS PLAN
STEEL SHEET PILINGS (SHORING) DETAILS

SHEET NO.

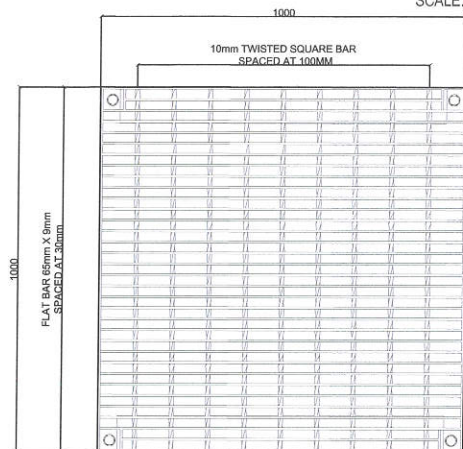
CW-05
05 10

SCALE: 1:30MTS



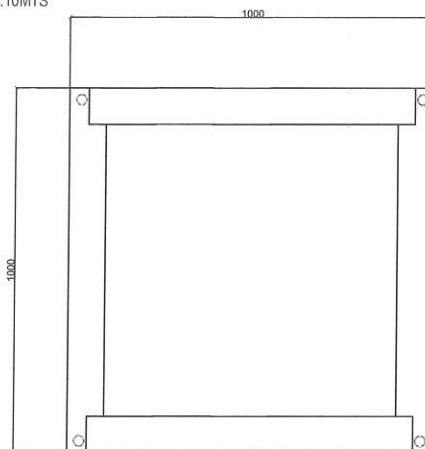
GRATING ELEVATION

SCALE: 1:10MTS



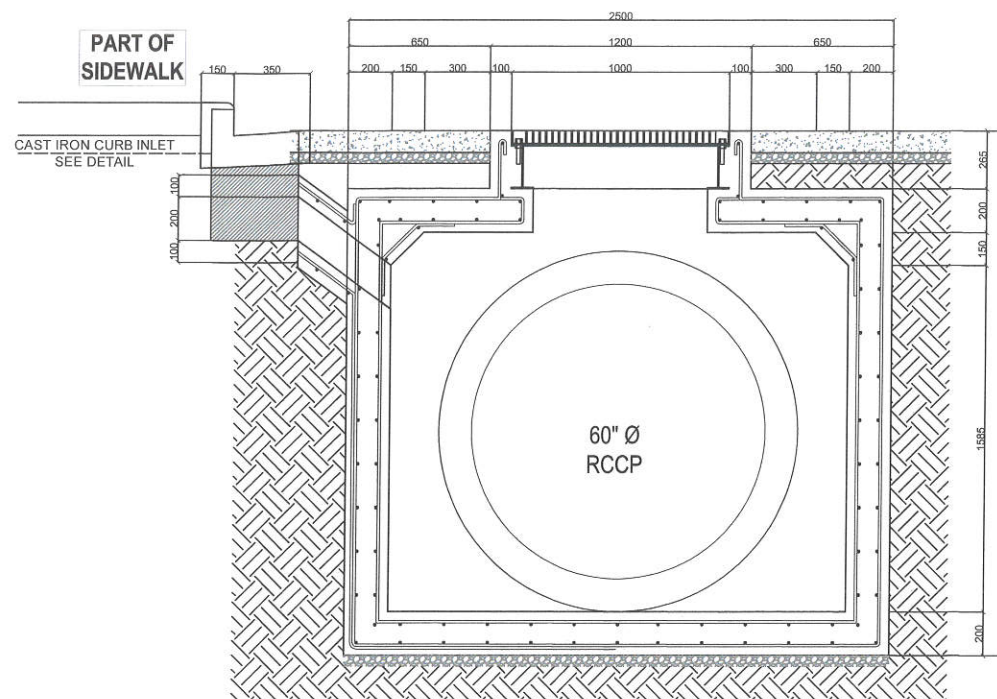
1000mm X 1000mm STEEL GRATING MANHOLE

SCALE: 1:15MTS



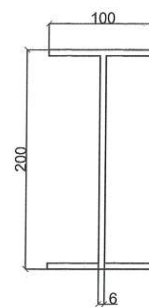
1000mm X 1000mm IBEAM FRAME

SCALE: 1:15MTS

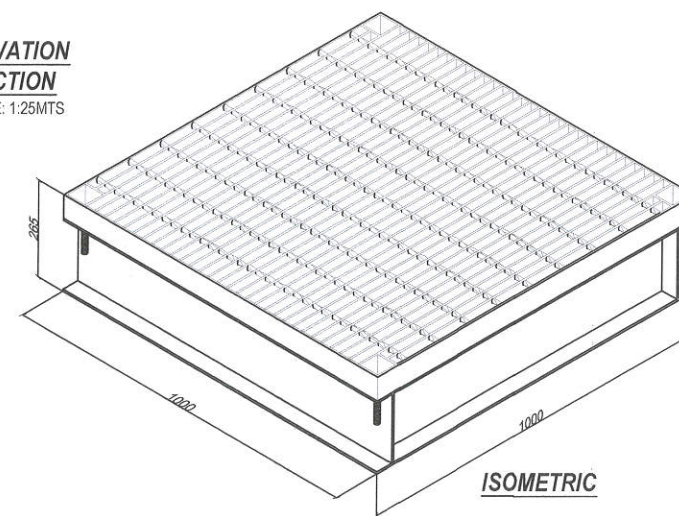


SECTION

SCALE: 1:25MTS



IBeam DETAIL



ISOMETRIC

PROJECT TITLE :

PROPOSED DRAINAGE SYSTEM AT
KALIRAYA STREET FROM ROTC HUNTER
(STA. 0+000) TO G. ARANETA AVENUE (STA.
1+290) IN BARANGAY TATALON

LOCATION:
BARANGAY TATALON, DISTRICT 1, QUEZON CITY

DATE: _____

DESIGNED BY:

DRAWN BY: PAULO

CIVIL ENGINEER

REVISION NO.:

SUBMITTED BY:

ENGR. FREDISWINDA DL. DE GUZMAN
HEAD, PLANNING & DESIGN DIVISION

RECOMMENDING APPROVAL:

ATTY. MARK DALE DIAMOND P. PERRAL
CITY ENGINEER

APPROVED BY:

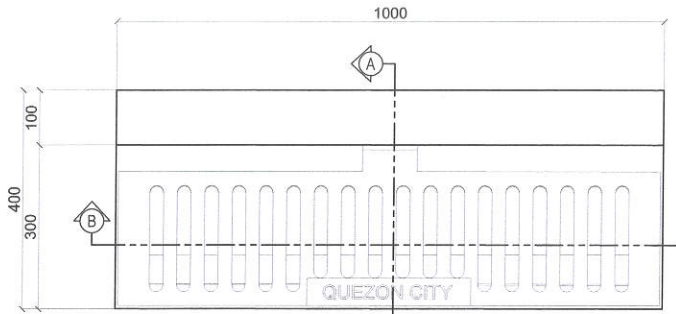
HON. MA. JOSEFINA G. BELMONTE
CITY MAYOR, QUEZON CITY

SHEET CONTENT

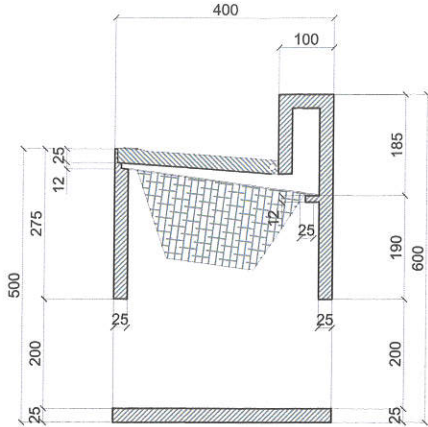
RC MANHOLE WITH INTERCEPTOR CURB
INLET FOR 60" Ø RCP

SHEET NO.

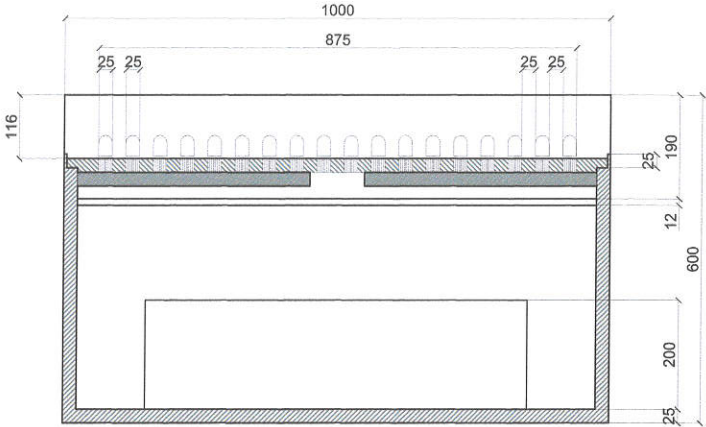
CW-06	06	10
-------	----	----



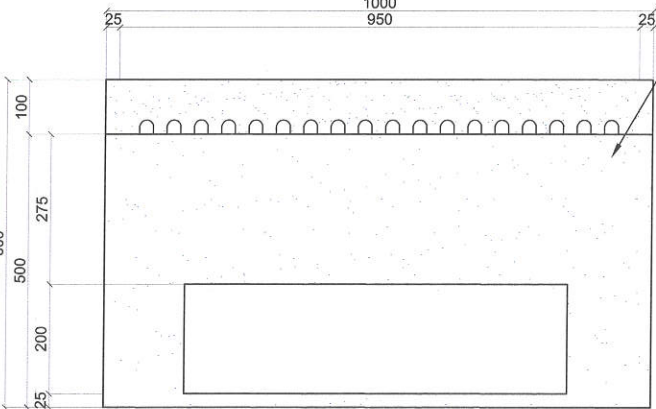
TOP VIEW
SCALE: 1:10MTS



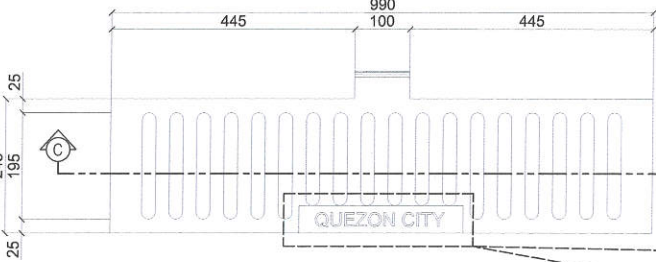
SECTION "A"
SCALE: 1:10MTS



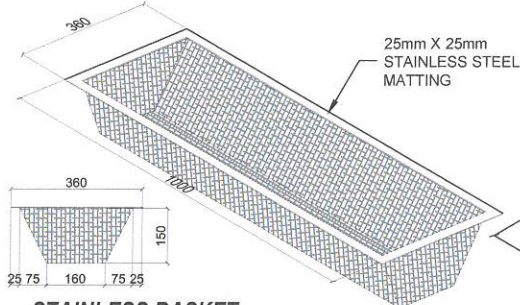
SECTION "B"
SCALE: 1:10MTS



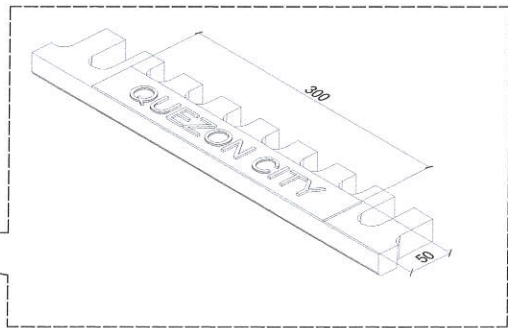
FRONT VIEW
SCALE: 1:10MTS



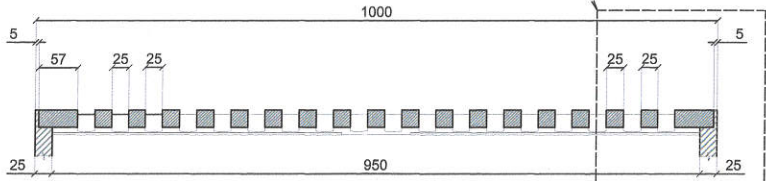
COVER WITH PERFORATED HOLES
SCALE: 1:10MTS



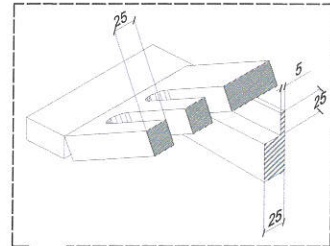
STAINLESS BASKET
SCALE: 1:15MTS



ISOMETRIC
SCALE: 1:15MTS



SECTION "C"
SCALE: 1:8MTS



NOTE:
BOLT KEY IS FOR TURN OVER

1 CAST IRON GUTTER DETAIL

SCALE: NTS



Republika ng Pilipinas
Lungsod ng Quezon
DEPARTMENT OF ENGINEERING
Civil Center Building B, City Hall Compound, Elliptical Road
Diliman, Central 1100 Quezon City
Trunkline: +63 2 8988 4242
E-mail address: engineering@quezoncity.gov.ph

PROJECT TITLE:

PROPOSED DRAINAGE SYSTEM AT
KALIRAYA STREET FROM ROTC HUNTER
(STA. 0+000) TO G. ARANETA AVENUE (STA.
1+290) IN BARANGAY TATALON

LOCATION:
BARANGAY TATALON, DISTRICT 1, QUEZON CITY

DATE:

DESIGNED BY:

CIVIL ENGINEER

REVISION NO.:

DRAWN BY: PAULO

CHECKED BY: RDN

SUBMITTED BY:

ENGR. FREDISWINDA DL. DE GUZMAN
HEAD, PLANNING & DESIGN DIVISION

RECOMMENDING APPROVAL:

ATTY. MARK DALE DIAMOND P. PERRAL
CITY ENGINEER

APPROVED BY:

HON. MA. JOSEFINA G. BELMONTE
CITY MAYOR, QUEZON CITY

SHEET CONTENT

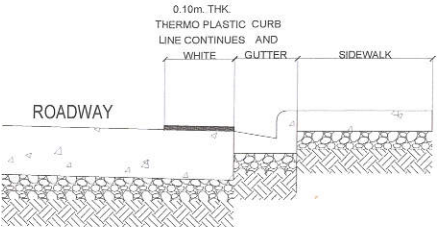
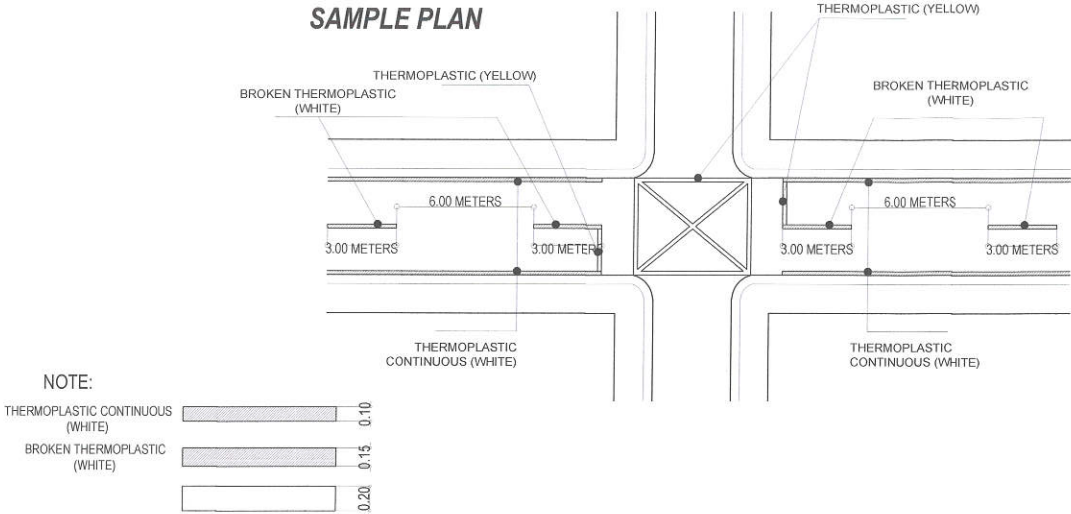
CAST IRON GUTTER DETAIL

SHEET NO.

CW-07


07 10

SAMPLE PLAN



1 THERMO PLASTIC DETAIL

SCALE: NTS



2 STEEL BARRICADE DETAIL

SCALE: NTS



Republika ng Pilipinas
Lungsod ng Quezon
DEPARTMENT OF ENGINEERING
Civic Center Building B, City Hall Compound, Elliptical Road
Diliman, Central 1100 Quezon City
Trunkline: +63 2 8989 4242
E-mail address: engineering@quezoncity.gov.ph

PROJECT TITLE :

PROPOSED DRAINAGE SYSTEM AT
KALIRAYA STREET FROM ROTC HUNTER
(STA. 0+000) TO G. ARANETA AVENUE (STA.
1+290) IN BARANGAY TATALON

LOCATION:
BARANGAY TATALON, DISTRICT 1, QUEZON CITY

DATE:

DESIGNED BY:

CIVIL ENGINEER

DRAWN BY: PAULO

CHECKED BY: RDN

REVISION NO.:

SUBMITTED BY:

ENGR. FREDISWILDA D.L. DE GUZMAN
HEAD, PLANNING & DESIGN DIVISION

RECOMMENDING APPROVAL :

ATTY. MARK DALE DIAMOND P. PERRAL
CITY ENGINEER

APPROVED BY :

HON. MA. JOSEFINA G. BELMONTE
CITY MAYOR, QUEZON CITY

SHEET CONTENT

THERMO PLASTIC DETAIL
STEEL BARRICADE DETAIL

SHEET NO.

CW-08
08 10

GENERAL NOTES

1. ALL WORKS SHALL BE EXECUTED IN ACCORDANCE TO THE LATEST EDITION OF THE NATIONAL STRUCTURAL CODE OF THE PHILIPPINES, THE NATIONAL BUILDING CODE OF THE PHILIPPINES AND OTHER RELATED LAWS AND ORDINANCES OF THIS CITY.
2. ALL WORKS SHALL BE SUPERVISED BY A REGISTERED PROFESSIONAL RELATED TO THE ACTIVITIES BEING UNDERTAKEN.
3. ALL WORKS SHALL BE COORDINATED WITH THE RESPECTIVE TRADES SO TO AVOID CONFLICTS DURING EXECUTION OF ACTIVITIES.
4. ALL NECESSARY PERMITS SHALL BE SECURED AND TURNED-OVER TO THE CITY.
5. ALL DRAWINGS AND SPECIFICATIONS SHALL BE CORRECTLY REVIEWED BY THE CONTRACTOR AND SHALL IMMEDIATELY BE INFORMED IF DISCREPANCY (IES) FOUND HEREIN.
6. ALL DIMENSIONS, ELEVATIONS AND REFERENCES, SHALL BE VERIFIED WITH THE ACTUAL CONDITION PRIOR TO EXECUTION.
7. SHOP DRAWINGS SHALL BE PROVIDED AS NECESSARY PRIOR TO THE EXECUTION.
8. ALL WORKS SHALL BE TESTED AND COMMISSIONED AS INDICATED IN THE SPECIFICATIONS WITH THE PRESENCE OF ALL PARTIES INVOLVE/ RESULTS SHALL BE DOCUMENTED PROPERLY.
9. NO PIPES SHALL BE ALLOWED TO BE EMBEDDED IN STRUCTURAL MEMBERS, UNLESS OTHERWISE ALLOWED.

10. FORMS AND SCAFFOLDING

- 10.1 PROVIDE ADEQUATE SHORING AND BRACING TO WITHSTAND THE IMPOSED LOADS DURING CONSTRUCTION.
- 10.2 ALIGNMENT SHALL BE ESTABLISHED AND VALIDATED PRIOR TO ANY CONCRETE POURING ACTIVITIES.

11. CONCRETE AND REINFORCEMENTS

- 11.1 ALL CONCRETE SHALL DEVELOP A MINIMUM COMPRESSIVE STRENGTH AT THE END OF TWENTY EIGHT (28) DAYS WITH CORRESPONDING MAXIMUM SIZE AGGREGATE AND SLUMPS AS FOLLOWS:

LOCATION	STRENGTH	MAX. SIZE OF AGGREGATES	MAX. SLUMP
a. SLAB ON GRADE, CURBS, PAVEMENTS, WALL FOOTING	3000 PSI (21 Mpa)	1 in. (25mm)	4 in. (100mm)
b. BEAMS, COLUMNS, SUSPENDED SLAB, COLUMN FOOTING	4000 PSI (28 Mpa)	3/4 in. (19mm)	4 in. (100mm)

- 11.2 ALL REINFORCING BARS SHALL CONFORM TO PNS49 GRADE 275 (275MPa) FOR 12mm Ø AND SMALLER BARS AND GRADE 415 (415MPa) FOR 16mm Ø AND LARGER BARS.

- 11.3 MAINTAIN MINIMUM CONCRETE COVER FOR REINFORCING STEEL AS FOLLOWS:

CONCRETE COVER	
CONCRETE DEPOSITED DIRECTLY AGAINST GROUND	75 mm
SUSPENDED SLABS	20 mm
SLAB ON GRADE	40 mm
WALLS ABOVE GRADE	25 mm
BEAMS & COLUMNS	40 mm

- 11.4 ALL ANCHOR BOLTS, DOWELS, AND OTHER INSERTS SHALL BE PROPERLY POSITIONED AND SECURED IN PLACE PRIOR TO PLACING OF CONCRETE.

- 11.5 ALL CONCRETE SHALL BE KEPT MOIST FOR A MINIMUM OF SEVEN (7) CONSECUTIVE DAYS IMMEDIATELY AFTER POURING BY THE USE OF WET BURLAP, FOG SPRAYING, CURING COMPOUNDS OR OTHER APPROVED METHODS.

- 11.6 SCHEDULE FOR STRIPPING OF FORMS AND SHORES:

ITEMS	CURING TIME
FOUNDATION	24 HRS.
SUSPENDED SLAB EXCEPT WHEN ADDITIONAL LOADS ARE IMPOSED	14 DAYS
COLUMNS & WALLS	12 DAYS
BEAMS	21 DAYS

12. STRUCTURAL STEEL AND PLATES

- 12.1 ALL STRUCTURAL STEEL SHALL CONFORM TO ASTM (A-36) SPECIFICATIONS WITH MINIMUM YIELD STRENGTH, $f_y=250$ MPa

- 12.2 ANCHOR & FASTENER BOLTS, ALL BOLTS SHALL CONFORM TO ASTM (A-307) SPECIFICATIONS.

- 12.3 WELDING RODS, ALL WELDING RODS SHALL BE MILD STEEL ELECTRODE, LOW HYDROGEN E7018 WITH MINIMUM YIELD STRENGTH = 420MPa

13. FOUNDATION

- 13.1 FOUNDATION IS DESIGNED BASED ON NATIONAL BUILDING CODE OF THE PHILIPPINES FOR AN ALLOWABLE SOIL BEARING CAPACITY OF 240 KPa.

- 13.2 FOUNDATION SHALL REST ON NATURAL SOIL, UNLESS OTHERWISE NOTED BY THE ENGINEER, NO PART OF THE FOUNDATION SHALL REST ON FILL.

- 13.3 THE CONTRACTOR SHALL NOTIFY THE ENGINEER UPON COMPLETION OF FOUNDATION EXCAVATION FOR ACTUAL SOIL CONDITIONS WHICH DO NOT CONFORM TO THE SOIL BEARING CAPACITY FOR PROPER REVISION.

14. MASONRY WALLS

- 14.1 MORTAR & GROUT FOR ALL CONCRETE MASONRY SHALL CONFORM TO ASTM 270 - TYPE N & SHALL HAVE A MINIMUM OF 28 DAYS STANDARD CYLINDER COMPRESSIVE STRENGTH OF 17.5 MPa (2500 PSI).

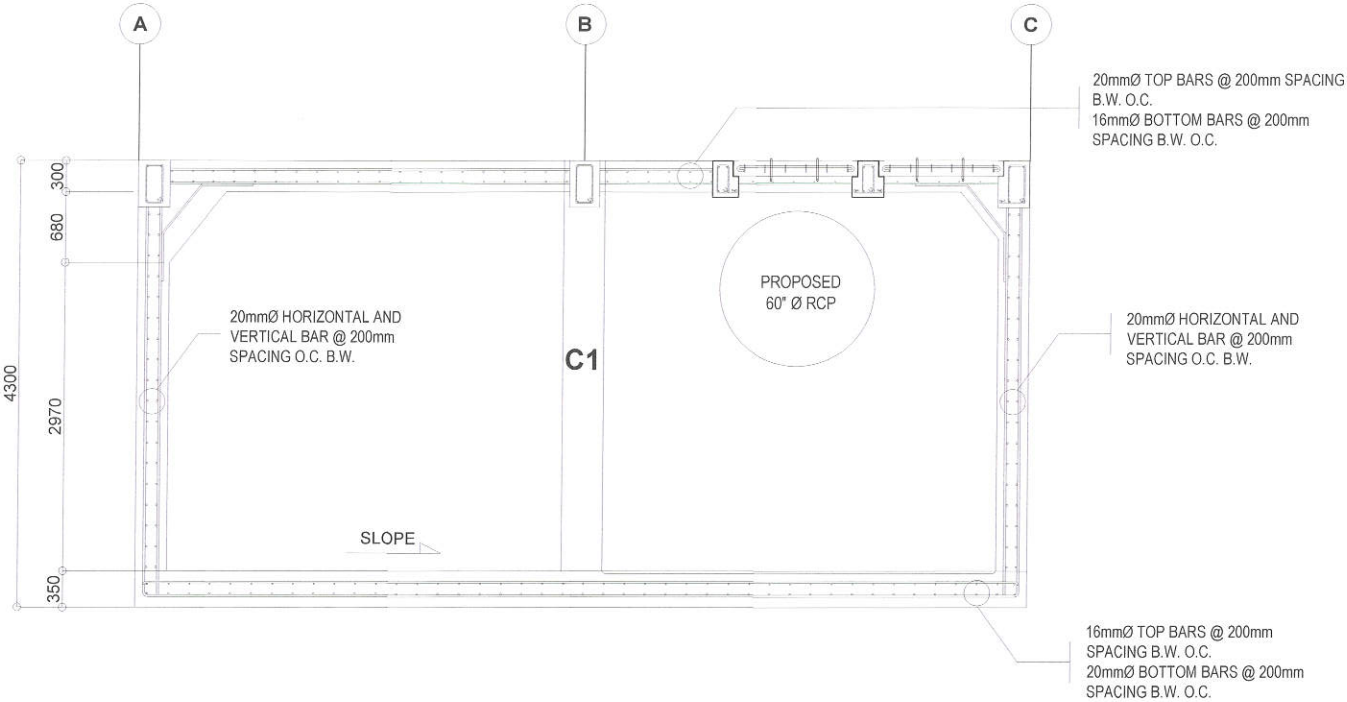
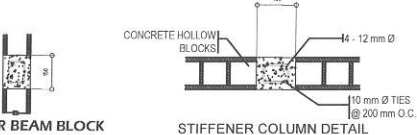
- 14.2 ALL CHB SHALL BE LAID OUT WITH THE CELLS IN UNOBSTRUCTED VERTICAL CONTINUITY. ALL CELLS ESPECIALLY THOSE WITH REINFORCEMENT SHALL BE FILLED WITH MORTAR.

- 14.3 REINFORCEMENT, AS TABULATED BELOW SHALL BE PROVIDED UNLESS OTHERWISE SPECIFIED IN THE PLAN

- 14.4 ALL MASONRY WALLS SHALL BE PROVIDED W/ STIFFENER BEAM BLOCK & STIFFENER AS REQUIRED

- 14.4.1. FOR HIGH WALLS & EVERY 3000 mm & COLUMN (BOLT) AT 3000 mm ON CENTER

- 14.4.2. FOR DOORS & WINDOWS OPENING PROVIDE LINTEL BEAM SAME AS STIFFENER BEAM BLOCK



1

GENERAL NOTES

SCALE : NTS

2

SECTION

SCALE : NTS



Republika ng Pilipinas
Lungsod ng Quezon
DEPARTMENT OF ENGINEERING
Civic Center Building B, City Hall Compound, Elliptical Road
Diliman, Central 1102 Quezon City
Trunkline: +632 8688 4242
E-mail address: engineering@quezoncity.gov.ph

PROJECT TITLE :

**PROPOSED DRAINAGE SYSTEM AT
KALIRAYA STREET FROM ROTC HUNTER
(STA. 0+000) TO G. ARANETA AVENUE (STA.
1+290) IN BARANGAY TATALON**

LOCATION:
BARANGAY TATALON, DISTRICT 1, QUEZON CITY

DATE:

DESIGNED BY:

[Signature]
ENGINEER

REVISION NO.:

DRAWN BY: PAULO

[Signature]
CHECKED BY: RDN

SUBMITTED BY:

[Signature]
ENGR. FREDISWILDA D.L. DE GUZMAN
HEAD, PLANNING & DESIGN DIVISION

RECOMMENDING APPROVAL :

[Signature]
ATTY. MARK DALE DIAMOND P. PERRAL
CITY ENGINEER

APPROVED BY :

[Signature]
HON. MA. JOSEFINA G. BELMONTE
CITY MAYOR, QUEZON CITY

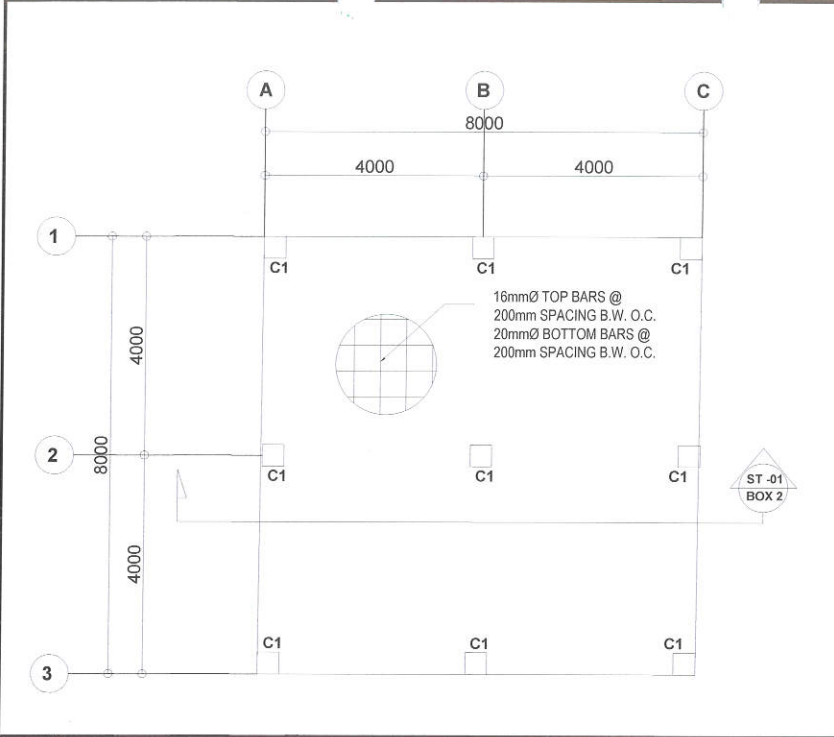
SHEET CONTENT

GENERAL NOTES

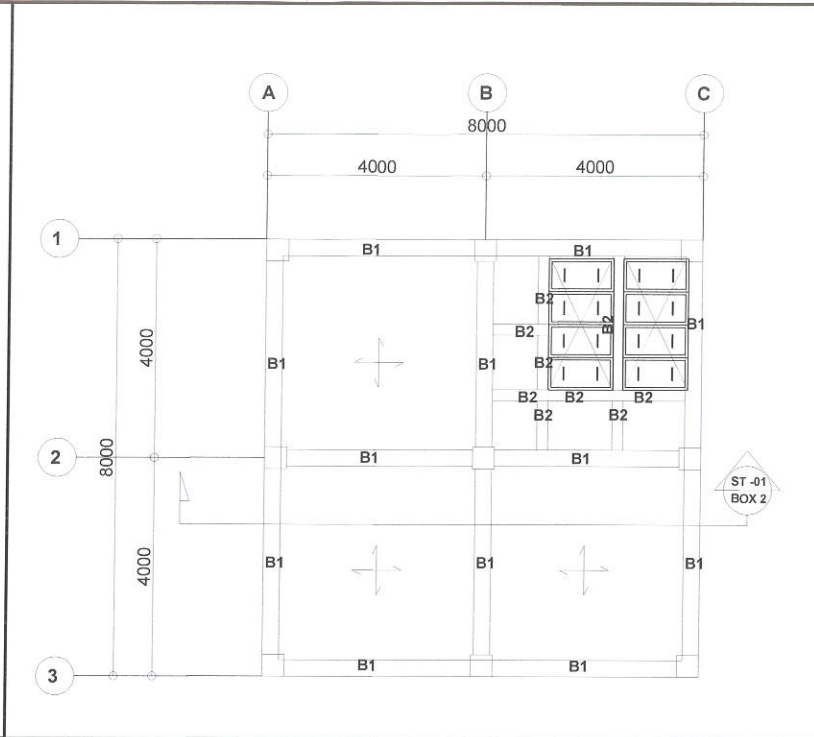
SECTION

SHEET NO.

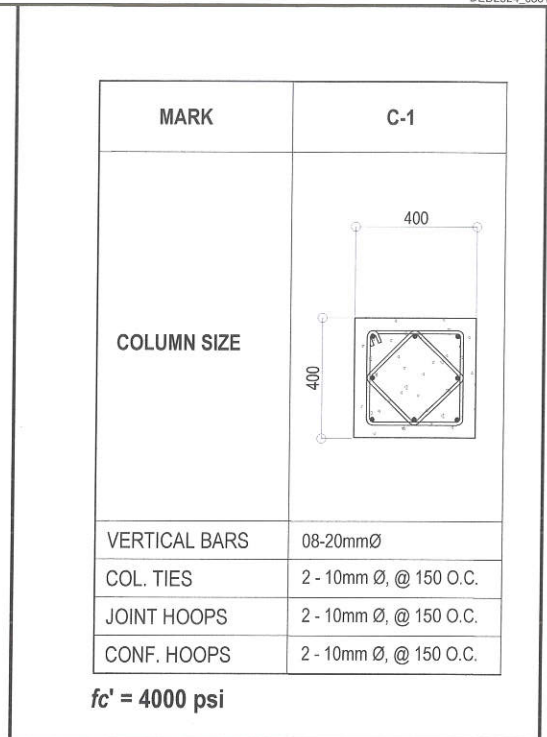
ST-01
09 10



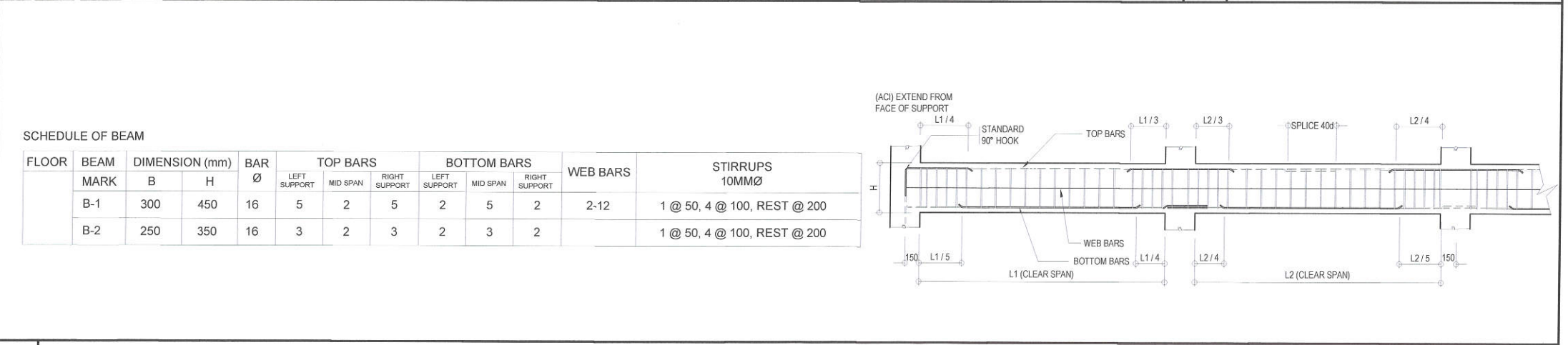
1 DETENTION BASIN FOUNDATION PLAN SCALE: 1:100M







2 DETENTION BASING FRAMING PLAN SCALE: 1:100M



3 COLUMN DETAIL SCALE: NTS



4 SCHEDULE OF BEAM SCALE: NTS

 <p>Republika ng Pilipinas Lungsod ng Quezon DEPARTMENT OF ENGINEERING Civil Center Building B, City Hall Compound, Ligugod Road Diliman, Central 1103 Quezon City Trunkline: +63 2 6988 4242 E-mail address: engineering@quezoncity.gov.ph</p>	PROJECT TITLE : PROPOSED DRAINAGE SYSTEM AT KALIRAYA STREET FROM ROTC HUNTER (STA. 0+000) TO G. ARANETA AVENUE (STA. 1+290) IN BARANGAY TATALON	DATE: DESIGNED BY:  DRAWN BY: PAULO CHECKED BY: RDN CIVIL ENGINEER	SUBMITTED BY:  ENGR. FREDISWUNDA D. DE GUZMAN HEAD, PLANNING & DESIGN DIVISION	RECOMMENDING APPROVAL :  ATTY. MARK DALE DIAMOND P. PERRAL CITY ENGINEER	APPROVED BY :  HON. MA. JOSEFINA G. BELMONTE CITY MAYOR, QUEZON CITY	SHEET CONTENT DETENTION BASIN FOUNDATION PLAN DETENTION BASING FRAMING PLAN COLUMN DETAIL SCHEDULE OF BEAM	SHEET NO. ST-02 10/10
	LOCATION: BARANGAY TATALON, DISTRICT 1, QUEZON CITY	REVISION NO.:					

Section VIII. Bill of Quantities

Notes on the Bill of Quantities

Objectives

The objectives of the Bill of Quantities are:

- a. to provide sufficient information on the quantities of Works to be performed to enable Bids to be prepared efficiently and accurately; and
- b. when a Contract has been entered into, to provide a priced Bill of Quantities for use in the periodic valuation of Works executed.

In order to attain these objectives, Works should be itemized in the Bill of Quantities in sufficient detail to distinguish between the different classes of Works, or between Works of the same nature carried out in different locations or in other circumstances which may give rise to different considerations of cost. Consistent with these requirements, the layout and content of the Bill of Quantities should be as simple and brief as possible.

Daywork Schedule

A Daywork Schedule should be included only if the probability of unforeseen work, outside the items included in the Bill of Quantities, is high. To facilitate checking by the Entity of the realism of rates quoted by the Bidders, the Daywork Schedule should normally comprise the following:

- a. A list of the various classes of labor, materials, and Constructional Plant for which basic daywork rates or prices are to be inserted by the Bidder, together with a statement of the conditions under which the Contractor will be paid for work executed on a daywork basis.
- b. Nominal quantities for each item of Daywork, to be priced by each Bidder at Daywork rates as Bid. The rate to be entered by the Bidder against each basic Daywork item should include the Contractor's profit, overheads, supervision, and other charges.

Provisional Sums

A general provision for physical contingencies (quantity overruns) may be made by including a provisional sum in the Summary Bill of Quantities. Similarly, a contingency allowance for possible price increases should be provided as a provisional sum in the Summary Bill of Quantities. The inclusion of such provisional sums often facilitates budgetary approval by avoiding the need to request periodic supplementary approvals as the future need arises. Where such provisional sums or contingency allowances are used, the SCC should state the manner in which they will be used, and under whose authority (usually the Procuring Entity's Representative's).

The estimated cost of specialized work to be carried out, or of special goods to be supplied, by other contractors should be indicated in the relevant part of the Bill of Quantities as a particular provisional sum with an appropriate brief description. A separate procurement procedure is normally carried out by the Procuring Entity to select such specialized contractors. To provide an element of competition among the Bidders in respect of any facilities, amenities, attendance, etc., to be provided by the successful Bidder as prime Contractor for the use and convenience of the specialist contractors, each related provisional sum should be followed by an item in the Bill of Quantities inviting the Bidder to quote a sum for such amenities, facilities, attendance, etc.

Signature Box

A signature box shall be added at the bottom of each page of the Bill of Quantities where the authorized representative of the Bidder shall affix his signature. Failure of the authorized representative to sign each and every page of the Bill of Quantities shall be a cause for rejection of his bid.

These Notes for Preparing a Bill of Quantities are intended only as information for the Procuring Entity or the person drafting the Bidding Documents. They should not be included in the final documents.

PROJECT TITLE : PROPOSED DRAINAGE SYSTEM AT KALIRAYA STREET FROM ROTC HUNTER (STA. 0+000) TO G. ARANETA AVENUE (STA. 0+290) IN BARANGAY TATALON

LOCATION : BARANGAY TATALON, QUEZON CITY

PROJECT NO. : 24 - 00185

DURATION : Ninety (90) Calendar Days

BREAKDOWN OF COST

ITEM NO.	DESCRIPTION		ESTIMATED DIRECT COST	TOTAL MARK-UP		VAT	TOTAL INDIRECT COST	TOTAL COST
				%	VALUE			
PART I	OTHER GENERAL REQUIREMENTS	AS SUBMITTED						
		AS EVALUATED						
PART II	EARTHWORKS							
PART A	REMOVAL OF STRUCTURES	AS SUBMITTED						
		AS EVALUATED						
PART B	STRUCTURE EXCAVATION	AS SUBMITTED						
		AS EVALUATED						
	TOTAL OF PART II	AS SUBMITTED						
		AS EVALUATED						
PART III	CIVIL WORKS	AS SUBMITTED						
		AS EVALUATED						
PART A	SUB-BASE AND BASE COURSE	AS SUBMITTED						
		AS EVALUATED						
PART B	SURFACE COURSES	AS SUBMITTED						
		AS EVALUATED						
PART C	DRAINAGE AND SLOPE PROTECTION STRUCTURES	AS SUBMITTED						
		AS EVALUATED						
PART D	MISCELLANEOUS STRUCTURES	AS SUBMITTED						
		AS EVALUATED						
	TOTAL OF PART III	AS SUBMITTED						
		AS EVALUATED						
	GRAND TOTAL	AS SUBMITTED						
		AS EVALUATED						

TOTAL COST P_____

LUMP SUM BID IN WORDS : _____

Contractor : _____

BILL OF QUANTITIES
(Building Construction/Rehabilitation Project)

PROJECT TITLE : PROPOSED DRAINAGE SYSTEM AT KALIRAYA STREET FROM ROTC HUNTER (STA. 0+000) TO G. ARANETA AVENUE (STA. 0+290) IN BARANGAY TATALON

LOCATION : BARANGAY TATALON, QUEZON CITY

PROJECT NO. : 24 - 00185

DURATION : Ninety (90) Calendar Days

ITEM CODE	DESCRIPTION	QUANTITY	UNIT	ESTIMATED DIRECT COST	MARK-UP IN %		TOTAL MARK-UP		VAT	TOTAL INDIRECT COST	TOTAL COST	UNIT COST
					OCM	PROFIT	%	VALUE				
PART I	OTHER GENERAL REQUIREMENTS											
B.5	Project Billboard/Signboard	1.00	each									
B.7(1)	Occupational Safety and Health Program	3.00	month									
B.9	Mobilization	1.00	unit									
B.9	Demobilization	1.00	unit									
	TOTAL OF PART I											
PART II	EARTHWORKS											
PART A	REMOVAL OF STRUCTURES											
101(3)b3	Removal of Actual Structure/ Obstruction, 0.23m thick, PCCP (Unreinforced)	1,160.00	sq.m.									
101(3)d	Removal of Actual Structure/Obstruction, 0.10m thick, Sidewalk	1,160.00	sq.m.									
101(4)c	Removal of Actual Structure/Obstruction, Curb & Gutter	290.00	l.m.									
102(2)	Roadway Excavation	126.00	cu.m.									
	TOTAL OF PART II.A.											

BILL OF QUANTITIES
(Building Construction/Rehabilitation Project)

PROJECT TITLE : PROPOSED DRAINAGE SYSTEM AT KALIRAYA STREET FROM ROTC HUNTER (STA. 0+000) TO G. ARANETA AVENUE (STA. 0+290) IN BARANGAY TATALON

LOCATION : BARANGAY TATALON, QUEZON CITY

PROJECT NO. : 24 - 00185

DURATION : Ninety (90) Calendar Days

ITEM CODE	DESCRIPTION	QUANTITY	UNIT	ESTIMATED DIRECT COST	MARK-UP IN %		TOTAL MARK-UP		VAT	TOTAL INDIRECT COST	TOTAL COST	UNIT COST
					OCM	PROFIT	%	VALUE				
PART B	STRUCTURE EXCAVATION											
103(1)a	Structure Excavation, Hard Rock	1,962.00	cu.m.									
	TOTAL OF PART II.B.											
	TOTAL OF PART II											
PART III	CIVIL WORKS											
PART A	SUB-BASE AND BASE COURSE											
201(1)	Aggregate Base Course	126.00	cu.m.									
	TOTAL OF PART III.A.											
PART B	SURFACE COURSES											
311(1)c2	Portland Cement Concrete Pavement, 0.23m thick, 7 days	1,203.00	sq.m.									
	TOTAL OF PART III.B.											
PART C	DRAINAGE AND SLOPE PROTECTION STRUCTURES											
500(1)a7	Pipe Culverts, 1500mm dia., RCPC	251.00	l.m.									
500(5)	Tapping Drainage	58.00	set									

BILL OF QUANTITIES
(Building Construction/Rehabilitation Project)

PROJECT TITLE : PROPOSED DRAINAGE SYSTEM AT KALIRAYA STREET FROM ROTC HUNTER (STA. 0+000) TO G. ARANETA AVENUE (STA. 0+290) IN BARANGAY TATALON

LOCATION : BARANGAY TATALON, QUEZON CITY

PROJECT NO. : 24 - 00185

DURATION : Ninety (90) Calendar Days

ITEM CODE	DESCRIPTION	QUANTITY	UNIT	ESTIMATED DIRECT COST	MARK-UP IN %		TOTAL MARK-UP		VAT	TOTAL INDIRECT COST	TOTAL COST	UNIT COST
					OCM	PROFIT	%	VALUE				
502(1)c2	Manholes, Height: ± 3.00 m, Concrete	15.00	each									
502(1)d	Detention Basin (8 m x 8 m x 4 m)	1.00	each									
502(2)a	Inlets, Hinge type with Stainless Trash Trap	30.00	set									
502(5)a1	Metal Frame & Gratings, Hot Dipped Galvanized Iron (1.0 m x 1.0 m)	15.00	set									
502(5)a2	Reinforced Concrete Manhole Cover (1.2m x 0.6m)	8.00	set									
1716(6)b	Structural Steel Sheet Pile, Furnished (Rental)	108,000.00	kg									
1716(12)	Structural Steel Sheet Pile, Driven	8,744.00	l.m.									
1716(29)	Structural Steel Sheet Pile, Extracted	8,744.00	l.m.									
	TOTAL OF PART III.C.											

Bid Form

BILL OF QUANTITIES
(Building Construction/Rehabilitation Project)

PROJECT TITLE : PROPOSED DRAINAGE SYSTEM AT KALIRAYA STREET FROM ROTC HUNTER (STA. 0+000) TO G. ARANETA AVENUE (STA. 0+290) IN BARANGAY TATALON

LOCATION : BARANGAY TATALON, QUEZON CITY

PROJECT NO. : 24 - 00185

DURATION : Ninety (90) Calendar Days

ITEM CODE	DESCRIPTION	QUANTITY	UNIT	ESTIMATED DIRECT COST	MARK-UP IN %		TOTAL MARK-UP		VAT	TOTAL INDIRECT COST	TOTAL COST	UNIT COST
					OCM	PROFIT	%	VALUE				
PART D	MISCELLANEOUS STRUCTURES											
600(4)	Curb and Gutter (Cast in Place)	290.00	l.m.									
601(1)	Sidewalk (100mm thk.)	435.00	sq.m.									
612(1)	Reflectorized Thermoplastic Pavement Markings White	84.00	sq.m.									
612(2)	Reflectorized Thermoplastic Pavement Markings Yellow	21.00	sq.m.									
625(4)e	Road Safety Barrier System, Steel Barricade	29.00	each									
	TOTAL OF PART III.D.											
	TOTAL OF PART III											
	GRAND TOTAL											

Section IX. Checklist of Technical and Financial Documents

Notes on the Checklist of Technical and Financial Documents

The prescribed documents in the checklist are mandatory to be submitted in the Bid, but shall be subject to the following:

- a. GPPB Resolution No. 09-2020 on the efficient procurement measures during a State of Calamity or other similar issuances that shall allow the use of alternate documents in lieu of the mandated requirements; or
- b. any subsequent GPPB issuances adjusting the documentary requirements after the effectivity of the adoption of the PBDs.

The BAC shall be checking the submitted documents of each Bidder against this checklist to ascertain if they are all present, using a non-discretionary “pass/fail” criterion pursuant to Section 30 of the 2016 revised IRR of RA No. 9184.

Checklist of Technical and Financial Documents

I. TECHNICAL COMPONENT ENVELOPE

Class “A” Documents

Legal Documents

- ☐ (a) Valid PhilGEPS Registration Certificate (Platinum Membership) (all pages);
and
- ☐ (b) Registration certificate from Securities and Exchange Commission (SEC), Department of Trade and Industry (DTI) for sole proprietorship, or Cooperative Development Authority (CDA) for cooperatives or its equivalent document;
and
- ☐ (c) Mayor’s or Business permit issued by the city or municipality where the principal place of business of the prospective bidder is located, or the equivalent document for Exclusive Economic Zones or Areas;
and
- ☐ (e) Tax clearance per E.O. No. 398, s. 2005, as finally reviewed and approved by the Bureau of Internal Revenue (BIR).

Technical Documents

- ☐ (f) Statement of the prospective bidder of all its ongoing government and private contracts, including contracts awarded but not yet started, if any, whether similar or not similar in nature and complexity to the contract to be bid (*please see attached prescribed forms required by the QC – BAC for Infrastructure and Consultancy*);
and
- ☐ (g) Statement of the bidder’s Single Largest Completed Contract (SLCC) similar to the contract to be bid, except under conditions provided under the rules with an attached Notice of Award, Notice to Proceed, Contract and Certificate of Acceptance (*please see attached prescribed form required by the QC – BAC for Infrastructure and Consultancy*); **and**
- ☐ (h) Philippine Contractors Accreditation Board (PCAB) License;
or
Special PCAB License in case of Joint Ventures;
and registration for the type and cost of the contract to be bid; **and**
- ☐ (i) Original copy of Bid Security. If in the form of a Surety Bond, submit also a certification issued by the Insurance Commission;
or
Original copy of Notarized Bid Securing Declaration; **and**
- ☐ (j) Project Requirements, which shall include the following:
 - ☐ a. Organizational chart for the contract to be bid;
 - ☐ b. List of contractor’s key personnel (*e.g.*, Project Manager, Project Engineers, Materials Engineers, and Foremen), to be assigned to the contract to be bid, with their complete qualification and experience data (*please see attached prescribed form required by the QC – BAC for Infrastructure and Consultancy*);
 - ☐ c. List of contractor’s major equipment units, which are owned, leased, and/or under purchase agreements, supported by proof of ownership or certification of availability of equipment from the equipment lessor/vendor for

the duration of the project, as the case may be (*please see attached prescribed form required by the QC – BAC for Infrastructure and Consultancy*); **and**

- ☐ (k) Original duly signed Omnibus Sworn Statement (OSS); **and** if applicable, Original Notarized Secretary's Certificate in case of a corporation, partnership, or cooperative; or Original Special Power of Attorney of all members of the joint venture giving full power and authority to its officer to sign the OSS and do acts to represent the Bidder.

Additional Technical Requirements:

- ☐ • Certificate of Site Inspection or Affidavit of Site Inspection as part of Omnibus Sworn Statement
- ☐ • Affidavit of Undertaking for Key Personnel and Equipment (*please see attached prescribed form required by the QC – BAC for Infrastructure and Consultancy*)
- ☐ • Equipment Utilization Schedule
- ☐ • Manpower Schedule
- ☐ • Construction Schedule and S-Curve
- ☐ • PERT-CMP
- ☐ • Construction Methods

Financial Documents

- ☐ (l) The prospective bidder's audited financial statements, showing, among others, the prospective bidder's total and current assets and liabilities, stamped "received" by the BIR or its duly accredited and authorized institutions, for the preceding calendar year which should not be earlier than two (2) years from the date of bid submission; **and**
- ☐ (m) The prospective bidder's computation of Net Financial Contracting Capacity (NFCC) (*please see attached prescribed form required by the QC – BAC for Infrastructure and Consultancy*).

Class "B" Documents

- ☐ (n) If applicable, duly signed joint venture agreement (JVA) in accordance with RA No. 4566 and its IRR in case the joint venture is already in existence;
or
duly notarized statements from all the potential joint venture partners stating that they will enter into and abide by the provisions of the JVA in the instance that the bid is successful.

II. FINANCIAL COMPONENT ENVELOPE

- ☐ (o) Original of duly signed and accomplished Financial Bid Form; **and**

Other documentary requirements under RA No. 9184

- ☐ (p) Original of duly signed Bid Prices in the Bill of Quantities; **and**
- ☐ (q) Duly accomplished Detailed Estimates Form, including a summary sheet indicating the unit prices of construction materials, labor rates, and equipment rentals used in coming up with the Bid; **and**
- ☐ (r) Cash Flow by Quarter.

Bid Form for the Procurement of Infrastructure Projects
[shall be submitted with the Bid]

BID FORM

Date : _____
Project Identification No. : _____

To: *[name and address of Procuring Entity]*

Having examined the Philippine Bidding Documents (PBDs) including the Supplemental or Bid Bulletin Numbers *[insert numbers]*, the receipt of which is hereby duly acknowledged, we, the undersigned, declare that:

- a. We have no reservation to the PBDs, including the Supplemental or Bid Bulletins, for the Procurement Project: *[insert name of contract]*;
- b. We offer to execute the Works for this Contract in accordance with the PBDs;
- c. The total price of our Bid in words and figures, excluding any discounts offered below is: *[insert information]*;
- d. The discounts offered and the methodology for their application are: *[insert information]*;
- e. The total bid price includes the cost of all taxes, such as, but not limited to: *[specify the applicable taxes, e.g. (i) value added tax (VAT), (ii) income tax, (iii) local taxes, and (iv) other fiscal levies and duties]*, which are itemized herein and reflected in the detailed estimates,
- f. Our Bid shall be valid within the a period stated in the PBDs, and it shall remain binding upon us at any time before the expiration of that period;
- g. If our Bid is accepted, we commit to obtain a Performance Security in the amount of *[insert percentage amount]* percent of the Contract Price for the due performance of the Contract, or a Performance Securing Declaration in lieu of the the allowable forms of Performance Security, subject to the terms and conditions of issued GPPB guidelines¹ for this purpose;
- h. We are not participating, as Bidders, in more than one Bid in this bidding process, other than alternative offers in accordance with the Bidding Documents;
- i. We understand that this Bid, together with your written acceptance thereof included in your notification of award, shall constitute a binding contract between us, until a formal Contract is prepared and executed; and
- j. We understand that you are not bound to accept the Lowest Calculated Bid or any other Bid that you may receive.

¹ currently based on GPPB Resolution No. 09-20^^

- k. We likewise certify/confirm that the undersigned, is the duly authorized representative of the bidder, and granted full power and authority to do, execute and perform any and all acts necessary to participate, submit the bid, and to sign and execute the ensuing contract for the [Name of Project] of the [Name of the Procuring Entity].
- l. We acknowledge that failure to sign each and every page of this Bid Form, including the Bill of Quantities, shall be a ground for the rejection of our bid.

Name: _____

Legal Capacity: _____

Signature: _____

Duly authorized to sign the Bid for and behalf of: _____

Date: _____

Bid Securing Declaration Form

[shall be submitted with the Bid if bidder opts to provide this form of bid security]

REPUBLIC OF THE PHILIPPINES)
CITY OF _____) S.S.

BID SECURING DECLARATION **Project Identification No.: *[Insert number]***

To: *[Insert name and address of the Procuring Entity]*

I/We, the undersigned, declare that:

1. I/We understand that, according to your conditions, bids must be supported by a Bid Security, which may be in the form of a Bid Securing Declaration.
2. I/We accept that: (a) I/we will be automatically disqualified from bidding for any procurement contract with any procuring entity for a period of two (2) years upon receipt of your Blacklisting Order; and, (b) I/we will pay the applicable fine provided under Section 6 of the Guidelines on the Use of Bid Securing Declaration, within fifteen (15) days from receipt of the written demand by the procuring entity for the commission of acts resulting to the enforcement of the bid securing declaration under Sections 23.1(b), 34.2, 40.1 and 69.1, except 69.1(f), of the IRR of RA No. 9184; without prejudice to other legal action the government may undertake.
3. I/We understand that this Bid Securing Declaration shall cease to be valid on the following circumstances:
 - a. Upon expiration of the bid validity period, or any extension thereof pursuant to your request;
 - b. I am/we are declared ineligible or post-disqualified upon receipt of your notice to such effect, and (i) I/we failed to timely file a request for reconsideration or (ii) I/we filed a waiver to avail of said right; and
 - c. I am/we are declared the bidder with the Lowest Calculated Responsive Bid, and I/we have furnished the performance security and signed the Contract.

IN WITNESS WHEREOF, I/We have hereunto set my/our hand/s this ____ day of *[month]* *[year]* at *[place of execution]*.

[Insert NAME OF BIDDER OR ITS AUTHORIZED REPRESENTATIVE]

[Insert signatory's legal capacity]
Affiant

[Jurat]

[Format shall be based on the latest Rules on Notarial Practice]

GPPB Resolution No. 16-2020, dated 16 September 2020

Omnibus Sworn Statement (Revised)

[shall be submitted with the Bid]

REPUBLIC OF THE PHILIPPINES)
CITY/MUNICIPALITY OF _____) S.S.

AFFIDAVIT

I, [Name of Affiant], of legal age, [Civil Status], [Nationality], and residing at [Address of Affiant], after having been duly sworn in accordance with law, do hereby depose and state that:

1. *[Select one, delete the other:]*

[If a sole proprietorship:] I am the sole proprietor or authorized representative of [Name of Bidder] with office address at [address of Bidder];

[If a partnership, corporation, cooperative, or joint venture:] I am the duly authorized and designated representative of [Name of Bidder] with office address at [address of Bidder];

2. *[Select one, delete the other:]*

[If a sole proprietorship:] As the owner and sole proprietor, or authorized representative of [Name of Bidder], I have full power and authority to do, execute and perform any and all acts necessary to participate, submit the bid, and to sign and execute the ensuing contract for [Name of the Project] of the [Name of the Procuring Entity], as shown in the attached duly notarized Special Power of Attorney;

[If a partnership, corporation, cooperative, or joint venture:] I am granted full power and authority to do, execute and perform any and all acts necessary to participate, submit the bid, and to sign and execute the ensuing contract for [Name of the Project] of the [Name of the Procuring Entity], as shown in the attached [state title of attached document showing proof of authorization (e.g., duly notarized Secretary's Certificate, Board/Partnership Resolution, or Special Power of Attorney, whichever is applicable)];

3. [Name of Bidder] is not "blacklisted" or barred from bidding by the Government of the Philippines or any of its agencies, offices, corporations, or Local Government Units, foreign government/foreign or international financing institution whose blacklisting rules have been recognized by the Government Procurement Policy Board, **by itself or by relation, membership, association, affiliation, or controlling interest with another blacklisted person or entity as defined and provided for in the Uniform Guidelines on Blacklisting;**

4. Each of the documents submitted in satisfaction of the bidding requirements is an authentic copy of the original, complete, and all statements and information provided therein are true and correct;

5. [Name of Bidder] is authorizing the Head of the Procuring Entity or its duly authorized representative(s) to verify all the documents submitted;

6. *[Select one, delete the rest:]*

[If a sole proprietorship:] The owner or sole proprietor is not related to the Head of the Procuring Entity, Procurement Agent if engaged, members of the Bids and Awards Committee (BAC), the Technical Working Group, and the BAC Secretariat, the head of the Project Management Office or the end-user unit, and the project consultants by consanguinity or affinity up to the third civil degree;

[If a partnership or cooperative:] None of the officers and members of *[Name of Bidder]* is related to the Head of the Procuring Entity, Procurement Agent if engaged, members of the Bids and Awards Committee (BAC), the Technical Working Group, and the BAC Secretariat, the head of the Project Management Office or the end-user unit, and the project consultants by consanguinity or affinity up to the third civil degree;

[If a corporation or joint venture:] None of the officers, directors, and controlling stockholders of *[Name of Bidder]* is related to the Head of the Procuring Entity, Procurement Agent if engaged, members of the Bids and Awards Committee (BAC), the Technical Working Group, and the BAC Secretariat, the head of the Project Management Office or the end-user unit, and the project consultants by consanguinity or affinity up to the third civil degree;

7. *[Name of Bidder]* complies with existing labor laws and standards; and
8. *[Name of Bidder]* is aware of and has undertaken the responsibilities as a Bidder in compliance with the Philippine Bidding Documents, which includes:
 - a. Carefully examining all of the Bidding Documents;
 - b. Acknowledging all conditions, local or otherwise, affecting the implementation of the Contract;
 - c. Making an estimate of the facilities available and needed for the contract to be bid, if any; and
 - d. Inquiring or securing Supplemental/Bid Bulletin(s) issued for the *[Name of the Project]*.
9. *[Name of Bidder]* did not give or pay directly or indirectly, any commission, amount, fee, or any form of consideration, pecuniary or otherwise, to any person or official, personnel or representative of the government in relation to any procurement project or activity.
10. **In case advance payment was made or given, failure to perform or deliver any of the obligations and undertakings in the contract shall be sufficient grounds to constitute criminal liability for Swindling (Estafa) or the commission of fraud with unfaithfulness or abuse of confidence through misappropriating or converting any payment received by a person or entity under an obligation involving the duty to deliver certain goods or services, to the prejudice of the public and the government of the Philippines pursuant to Article 315 of Act No. 3815 s. 1930, as amended, or the Revised Penal Code.**
11. We pledge that the project will be completed in accordance and congruency with the approved plans and programs.

IN WITNESS WHEREOF, I have hereunto set my hand this ____ day of ____, 20__ at _____, Philippines.

[Insert NAME OF BIDDER OR ITS AUTHORIZED REPRESENTATIVE]
[Insert signatory's legal capacity]
Affiant

[Jurat]

[Format shall be based on the latest Rules on Notarial Practice]

Contract Agreement Form for the Procurement of Infrastructure Projects (Revised)

[not required to be submitted with the Bid, but it shall be submitted within ten (10) days after receiving the Notice of Award]

CONTRACT AGREEMENT

THIS AGREEMENT, made this *[insert date]* day of *[insert month]*, *[insert year]* between *[name and address of PROCURING ENTITY]* (hereinafter called the "Entity") and *[name and address of Contractor]* (hereinafter called the "Contractor").

WHEREAS, the Entity is desirous that the Contractor execute *[name and identification number of contract]* (hereinafter called "the Works") and the Entity has accepted the Bid for *[contract price in words and figures in specified currency]* by the Contractor for the execution and completion of such Works and the remedying of any defects therein.

NOW THIS AGREEMENT WITNESSETH AS FOLLOWS:

1. In this Agreement, words and expressions shall have the same meanings as are respectively assigned to them in the Conditions of Contract hereinafter referred to.
2. The following documents as required by the 2016 revised Implementing Rules and Regulations of Republic Act No. 9184 shall be deemed to form and be read and construed as part of this Agreement, viz.:
 - a. Philippine Bidding Documents (PBDs);
 - i. Drawings/Plans;
 - ii. Specifications;
 - iii. Bill of Quantities;
 - iv. General and Special Conditions of Contract;
 - v. Supplemental or Bid Bulletins, if any;
 - b. Winning bidder's bid, including the Eligibility requirements, Technical and Financial Proposals, and all other documents or statements submitted;

Bid form, including all the documents/statements contained in the Bidder's bidding envelopes, as annexes, and all other documents submitted (e.g., Bidder's response to request for clarifications on the bid), including corrections to the bid, if any, resulting from the Procuring Entity's bid evaluation;

- c. Performance Security;
- d. Notice of Award of Contract and the Bidder's conforme thereto; and
- e. Other contract documents that may be required by existing laws and/or the Procuring Entity concerned in the PBDs. **Winning bidder agrees that additional contract documents or information prescribed by the GPPB that are subsequently required for submission after the contract execution, such as the Notice to Proceed, Variation Orders, and Warranty Security, shall likewise form part of the Contract.**

3. In consideration for the sum of *[total contract price in words and figures]* or such other sums as may be ascertained, *[Named of the bidder]* agrees to *[state the object of the contract]* in accordance with his/her/its Bid.
4. The *[Name of the procuring entity]* agrees to pay the above-mentioned sum in accordance with the terms of the Bidding.

IN WITNESS whereof the parties thereto have caused this Agreement to be executed the day and year first before written.

[Insert Name and Signature]

[Insert Name and Signature]

[Insert Signatory's Legal Capacity]

[Insert Signatory's Legal Capacity]

for:

for:

[Insert Procuring Entity]

[Insert Name of Supplier]

Acknowledgment

[Format shall be based on the latest Rules on Notarial Practice]

LIST OF ALL ON-GOING GOVERNMENT AND PRIVATE CONTRACTS

NAME OF CONTRACTOR: _____

PROJECT TITLE (Name of the Contract) & EXACT PROJECT LOCATION	DATE OF CONTRACT	CONTRACT DURATION	PROJECT OWNER & POSTAL ADDRESS	NATURE OF WORK	CONTRACTOR'S ROLE (SOLE CONTRACTOR, SUBCONTRACTOR, PARTNER IN A JV) and PERCENTAGE OF PARTICIPATION	TOTAL CONTRACT VALUE AT AWARD	DATE OF COMPLETION or ESTIMATED COMPLETION TIME	TOTAL CONTRACT VALUE AT COMPLETION IF APPLICABLE	PERCENTAGE		VALUE OF OUTSTANDING WORKS (IN PHP)
									ACTUAL ACCOMPLISHMENT	PLANNED ACCOMPLISHMENT	
									TOTAL AMOUNT (Php) OF OUTSTANDING WORKS		

PHOTOCOPY ADDITIONAL FORMS, IF NECESSARY

LIST OF ALL AWARDED BUT NOT YET STARTED GOVERNMENT AND PRIVATE CONTRACTS OF THE BIDDER

NAME OF CONTRACTOR: _____

PROJECT TITLE: _____

PROJECT TITLE & EXACT LOCATION	MAJOR SCOPE OF WORKS & DATE STARTED	NAME AND ADDRESS OF PROJECT OWNER	CONTRACT PRICE (PHP) AS AWARDED	DATE OF SCHEDULED COMPLETION	ROLE OF BIDDER <u>IN THE</u> <u>CONTRACT SOLE</u> <u>CONTRACTOR / SUB-</u> <u>CONTRACTOR/PARTNER IN A</u>
TOTAL AMOUNT OF CONTRACT (Php)					

PHOTOCOPY ADDITIONAL FORMS, IF NECESSARY

Page _____ of _____

SINGLE LARGEST COMPLETED CONTRACT SIMILAR TO THE CONTRACT TO BE BID

NAME OF CONTRACTOR: _____

PROJECT TITLE: _____

PROJECT TITLE (Name of the Contract) & EXACT PROJECT LOCATION	DATE OF CONTRACT	CONTRACT DURATION	PROJECT OWNER & POSTAL ADDRESS	NATURE OF WORK	CONTRACTOR'S ROLE (SOLE CONTRACTOR, SUBCONTRACTOR, PARTHNER IN A JV) and PERCENTAGE OF PARTICIPATION	TOTAL CONTRACT VALUE AT AWARD	DATE OF COMPLETION or ESTIMATED COMPLETION TIME	TOTAL CONTRACT VALUE AT COMPLETION IF APPLICABLE

PHOTOCOPY ADDITIONAL FORMS, IF NECESSARY

Page _____ of _____

LIST OF MAJOR EQUIPMENT TO BE USED FOR THE PROJECT

NAME OF CONTRACTOR: _____

PROJECT TITLE: _____

TYPE	DESCRIPTION / CAPACITY	SERIAL NO.	YEAR ACQUIRED	PRESENT LOCATION (SPECIFIC ADDRESS)	STATUS OF AVAILABILITY (OWNED/LEASED)

PHOTOCOPY ADDITIONAL FORMS, IF NECESSARY

A. LIST OF KEY CONSTRUCTION PERSONNEL TO BE ASSIGNED TO THE PROJECT

NAME OF CONTRACTOR: _____

PROJECT TITLE: _____

NAME	POSITION	AGE	EDUCATIONAL ATTAINMENT	TYPE OF CONSTRUCTION EXPERIENCE	NO.OF YEARS WITH THE CONTRACTOR	PROFESSION	PRC NO.

PHOTOCOPY ADDITIONAL FORMS, IF NECESSARY

COMPUTATION OF NET FINANCIAL CONTRACTING CAPACITY (NFCC)

NAME OF BIDDER: _____

CURRENT ASSETS*		PHP	_____
(LESS) CURRENT LIABILITIES*	(LESS)	PHP	_____
NETWORTH		PHP	_____
NETWORTH x 15	x 15	PHP	_____
(LESS) VALUE OF ALL OUTSTANDING ON-GOING CONTRACTS**	(LESS)	PHP	_____
(LESS) VALUE OF ALL AWARDED BUT NOT YET STARTED CONTRACTS AS OF DATE**	(LESS)	PHP	_____
NET FINANCIAL CONTRACTING CAPACITY		PHP	_____

NOTES: * CURRENT ASSETS AND LIABILITIES BASED ON AUDITED FINANCIAL STATEMENT FOR THE PRECEDING CALENDAR YEAR SUBMITTED TO B.I.R.

 ** BASED ON LIST OF ON-GOING AND AWRDED BUT NOT YEY STARTED CONTRACTS SUBMITTED

REPUBLIC OF THE PHILIPPINES)
_____) S. S.

AFFIDAVIT OF UNDERTAKING

I, _____, of legal age, Filipino, [OFFICER OR REPRESENTATIVE]

with office address at _____ after
having been duly sworn to in accordance with law, hereby voluntary depose and state:

That I am duly authorized representative of the [Name of Bidder] to execute this
undertaking as evidenced by Secretary's Certificate and Board Resolution.

That [Name of Bidder] bidding for the (Name of Project)

That relative to the aforementioned Project, the [Name of Bidder] hereby undertake that
the equipment to be use and the key personnel to be assign shall exclusively be used and will
only perform to the project until its completion.

That I am executing this affidavit to attest to the truth of the foregoing and in compliance with
the submission of the technical requirements for the public bidding of the said project.

IN WITNESS HEREOF, I have hereunto signed my name below this _____ day of _____,
_____ at _____.

AFFIANT FURTHER SAYETH NAUGHT.

Affiant

SUBSCRIBED AND SWORN TO BEFORE ME this ____ day of _____,
_____ in _____,
affiant exhibiting to me his/her _____ issued at
_____ on _____.

Doc. No. ;
Page No. ;
Book No. ;
Series of 2020

Notary Public

